



UNIVERSITY OF COLOMBO SRI LANKA

ANNUAL REPORT 2015

A light blue rounded rectangle with a white background. It has a small dark blue tab on the top left and a larger dark blue tab on the bottom left.

Our Vision

*"Strive to be a centre of excellence
of regional and international repute,
building synergies between knowledge,
education, research and
entrepreneurship."*



Our Mission

“To be a centre of excellence in teaching and research, with commitment to producing human talents of high standards and social responsibility who are innovative with independent thinking and analytical skills contributing to national development.”

Vice-Chancellor's Review:

It is with great pleasure and a sense of pride that I present the Annual Report of University of Colombo for the year 2015.

Despite many difficulties experienced due to inadequacy of funding and shortage of staff of both academic as well as non-academic cadre overall, the University was able to achieve progress in a number of fields during the year 2015.

I am delighted to report that the University of Colombo was ranked as the No. 1 University in Sri Lanka, in the year 2015 by webometric ranking.

A favorable environment prevailed in the University for teaching, learning, research and other related activities. Several Memorandum of Understandings were signed with international universities and agencies for Strengthening academic and related collaborative programmes.

Annual Research Symposium was held successfully in late October at the University premises and few other International Conferences were also organized by the Faculties during the year 2015 in order to disseminate research findings of the academics. The General as well as Postgraduate Convocations were held in July and December 2015 respectively, in a glamorous manner.

In addition to academic achievements, the students were heavily involved in extra- curricular activities such as sports, debates, aesthetic and cultural events and community based extension programmes. The University colors awarding ceremony was held and the students were awarded colors for the Sports activities. Similarly many students won several awards and became champions throughout the year at several sporting events.

I take this opportunity to express my gratitude to the Council, Senate, Registrar, Bursar and all other staff of the University for making 2015 a very productive year.

Senior Professor Lakshman Dissanayake
Vice Chancellor
April 2016

Highlights - 2015

- The University of Colombo was ranked No. 1 in Sri Lanka, No. 41st in South Asia and 2096th in the World, on the Web Ranking of World Universities carried out in August 2015 by the Cybermetrics Lab, the largest public research body in Spain.
- Senior Professor Lakshman Dissanayake was appointed as the Vice-Chancellor of the University of Colombo with effect from 6th August 2015.
- The Human Genetics Unit (HGU) of the Faculty of Medicine together with John Keells Research (JKR), a unit established by John Keells Holdings PLC (JKH) sequenced the entire genome of *goda wee – an indigenous rice variety successfully*. This is the first time that such a feat in the field of science was achieved within Sri Lanka.
- An MOU was signed between The Faculty of Management and Finance and Cinnamon Hotels & Resorts together with John Keells Foundation to implement a Bachelor of Business Administration (BBA) degree in Hospitality and Leisure Management at the university. This is the first time ever that a hotel chain has partnered a university to launch a degree programme of this nature.
- Delegation from Western Sydney University, Australia met Prof. Lakshman Dissanayake, Vice-Chancellor of the University of Colombo on 15th September 2015 in order to discuss on possible Collaborations between the two universities in future.
- The Memorandum of Understanding of the joint research study between Department of Geography, University of Colombo and the Island Research Center, State Oceanic Administration, P.R. China, was signed on 14th December 2015, by Prof. Lakshman Dissanayake – Vice Chancellor, University of Colombo and Dr. Li Wenjun – Deputy Director General, Island Research Centre, China.
- An MOU was signed between the University of Colombo and the Infrastructure University Kuala Lumpur, Malaysia to exchange faculty and students and to provide the placements for the academics on sabbatical in the fields of Arts and Management and Finance.
- The University of Colombo emerged champions for the 3rd consecutive year at the CFA Research Challenge Sri Lanka 2015 which was held on 6th of November at Ramada, Colombo. The team will be representing Sri Lanka at the Asia Pacific Finals to be held in Chicago, United States of America in 2016.
- A delegation from Sophia University Japan visited the University of Colombo in November 2015. Both parties agreed on starting the student and faculty exchange between the two Universities.
- The regional Director for India, Bangladesh, Nepal, Sri Lanka of German Academic Exchange Service (DAAD) Ms. Heike Mock and Senior Advisor/ International Cooperation Ms. Shikha Sinha visited the University of Colombo in November 2015 to explore further collaborations.
- Annual Research Symposium 2015 was held from 26th -30th October 2015 at the University of Colombo in a grand scale. Prof Tony Anghie, Professor of Law University of Utah, USA and his Excellency Y K Sinha High Commissioner of India to Sri Lanka were the Keynote Speaker and the Chief Guest respectively.
- The 3rd International Conference on Ayurveda, Unani, Siddha and Traditional Medicine – 2015 and AYU – EXPO” organized by Institute of Indigenous Medicine, University of Colombo, in collaboration with USERENDIVUS CONFERENCE was held in September 2015.
- The 10th Annual International Conference of the Faculty of the Management & Finance was held in December 2015.
- The International Conference in Information Science – ICIS 2015 organized by NILIS was held in Colombo on 13th November, 2015.
- The International Research Conference – Faculty of Arts, was held on 03rd – 04th December 2015, with the intention of providing a valuable platform for scholars in the field of Humanities and Social Sciences to showcase their research work

- The workshop on University Governance, Autonomy and Accountability: Directions for Change was held on 3rd-4th September 2015 at SLFI with the participation of delegates from MOHE, UGC and academics from all Universities in Sri Lanka.
- The University of Colombo Colours Awards Ceremony 2015 was held on 16th November 2015 at the Kinsbury Hotel.
- The University of Colombo women's carrom team won the 2nd runner up & men's carrom team won the 4th place at Grip to Grip 2015 inter University & Institutes carrom tournament organized by the University of Kelaniya held in September 2015
- University of Colombo won the Silver Medal in Government Services A Division Carrom Championship.
- The newly constructed Fitness Centre of the University of Colombo was opened by the Vice-Chancellor Senior Prof. Lakshman Dissanayake in August 2015 at the University of Colombo Gymnasium.
- The General Convocation of the University of Colombo was held on 20th, 21st and 22nd of July 2015 at the BMICH.
- Postgraduate Convocation of the University of Colombo was held at the BMICH on 01st & 2nd December, 2015.
- The Commemoration of the 154th Birth Anniversary of Gurudev Rabindranath Tagore was held on 7th May 2015 in the presence of H. E. Mr. Arindam Bagchi, Deputy High Commissioner of India, Colombo garland at the Main Library of the University of Colombo.
- University of Colombo FOS media has done the first ever e –radio station in April 2015 as “UOC RHYTHM”.
- Vidya Jyothi Prof. V. K. Samaranayake memorial oration was held at the BMICH in September 2015. The oration on “The quality of education issues of technological change and the responsibilities of the university” was delivered by Deshamanya MDD Pieris.
- The Center for Data Science affiliated to the Department of Statistics was established with the purpose of carrying out research and development in the emerging area of Data Science.
- The Department of History, University of Colombo, in partnership with Facilitating Initiatives for Social Cohesion and Transformation (GIZ-FLICT) and the American Institute for Sri Lanka Studies (AISLS), hosted an inaugural three day residential workshop for young academic historians from a number of leading universities in Sri Lanka.
- A delegation from Jinan University, China met the Vice Chancellor Prof. Lakshman Dissanayake and senior academics of University of Colombo in December 2015.
- Mr. Asiri Wijesinghe from the UCSC won a Merit Award for this final year individual project at the Asia Pacific ICT Awards 2015. His project is Autogenous Diabetic Retinopathy Sensor for Ophthalmologists – “AKSHI” a full-fledged system for classifying severity level of Diabetic Retinopathy (based on retinal lesions) and detecting retinal vascular network to assessment of vessel tortuousness to identify abnormal vessels in human retina.

Contents	Page No
1. Overview	8
1.1 The Council	9
1.2 The Senate	10
1.3 Meetings	15
1.4 Overview of the University	16
1.5 Overall Performance	17
 2.Faculties, Campus, Centers and Units	 18
2.1 Faculty of Arts	18
2.2 Faculty of Education	35
2.3 Faculty of Graduate Studies	43
2.4 Faculty of Law	48
2.5 Faculty of Management & Finance	57
2.6 Faculty of Medicine	64
2.7 Faculty of Science	77
2.8 Sri Palee Campus	89
2.9 Staff Development Centre	96
2.10 National Education Research and Evaluation Centre (NEREC)	101
2.11 Health Centre	104
2.12 The Library	107
 3.An Overview of the University of Colombo	 112
3.1 Details of Resources & Students	112
3.2 Details of Local Students	113
3.3 Details of Foreign Student	114
3.4 Appointments And Staff Information	116
3.5 Staff Changes	117
3.6 Details of Non-Academic Staff	123
 4. Details of Research & Publications	 124
4.1 Details of the Awards Received	125
 5.Student & Staff Affairs	 126
 6. Capital Works & Planning	 133
 7. Internal Audit	 136
7.1 Financial Review	140
7.2 Notes to the Financial Statements	150
7.3 Report to the Auditor General on the Financial Statement	223
7.4 Report of the Audit Observation	236

1. OVERVIEW

The University of Colombo is a sprawling complex located in the heart of the capital city of Colombo, Sri Lanka. In keeping with its motto “Buddhi Sarvathra Bhrajate”, the Sanskrit verse for “Wisdom Enlightens”, the University of Colombo strives to maintain academic excellence in all areas.

The University of Colombo has seven (7) Faculties and a Campus,

- Faculty of Arts
- Faculty of Education
- Faculty of Law
- Faculty of Management and Finance
- Faculty of Medicine
- Faculty of Science
- Faculty of Graduate Studies
- Sri Palee Campus

The University has six (6) affiliated Institutes and a School

- University of Colombo, School of Computing (UCSC)
- Institute of Human Resource Advancement (IHRA)
- Institute of Indigenous Medicine (IIM)
- Postgraduate Institute of Medicine (PGIM)
- National Institute of Library and Information Sciences (NILIS)
- Institute of Biochemistry, Molecular Biology and Biotechnology (IBMBB)
- University of Colombo, Institute for Agro-Technology and Rural Sciences (IARS)

1.1 THE COUNCIL

The Council of the University is constituted in terms of Section 44 of the Universities Act No. 16 of 1978 as amended by Section 24 of the Universities (Amendment) Act. No. 07 of 1985. The University Council is the governing authority of the University which consists of the Vice - Chancellor (as the ex-officio Chairperson), Rector of the Sri Palee Campus, Deans of the seven Faculties {all together nine (9) Ex-officio members}, two representatives of the Senate, and eleven members appointed by the University Grants Commission, Sri Lanka. During the year 2015, it consisted of the following members.

Ex-Officio		
	Chairperson: Vice-Chancellor Competent Authority Chairperson: Vice-Chancellor	Dr. W. Kumara Hirimburegama(Up to 11.03.2015) Prof. Lalitha Mendis(From 30.04.2015 to 09.07.2015) Prof. Lakshman Dissanayake(From 06.08.2015)
	Rector, Sri Palee Campus	Dr. Tudor Weerasinghe(Up to 11.03.2015) Dr R C K Hettiarachchi(From 18.03.2015)
	Deans of the Faculties	
	• Arts	Prof. Athula Ranasinghe
	• Education	Prof. W. Chandradasa
	• Law	Mr. V.T. Thamilmaran(Up to 11.03.2015) Ms W Indira Nanayakkara(From 12.06.2015)
	• Management & Finance	Dr.(Ms) R. Senathiraja
	• Medicine	Prof. Jennifer perera
	• Science	Prof. K.R.R. Mahanama
	• Graduate Studies	Prof. K.S. Chandrasiri(Up to 11.11.2015)

Others	
	Elected by the Senate
	<ul style="list-style-type: none"> • Prof. Indralal de Silva (Up to 21.01.2015) • Prof. Janaka de Silva • Prof. Lakshman Dissanayake (From 29.04.2015 to 09.07.2015) • Prof. J K D S Jayanetti
	Appointed by the University Grants Commission
	• Mr. Rajan Asirwatham
	• Mr. K. Kanga-Isvaran(Up to 13.07.2015)
	• Mr. C. Maliyadde(Up to 11.03.2015)
	• Mrs. Leisha de Silva Chandrasena(Up to 11.03.2015)
	• Mr. Thilak Karunaratne

	• Dr. Cuda Wijeyeratne(Up to 11.03.2015)
	• Dr. Harsha Cabral
	• Mr. Amitha K. Gamage (Up to 11.02.2015)
	• Mr. Mahinda Madihahewa(Up to 11.03.2015)
	• Mr. Ranjith G. Rubasinghe(Up to 11.03.2015)
	<ul style="list-style-type: none"> • Prof. Tilak Hettiarachchi(Up to 11.03.2015) • Mr Nigel Hatch(From 20.04.2015) • Prof. Savitri Goonesekara(From 20.04.2015 to 13.07.2015) • Mr W A Wijewardena(From 20.04.2015 to 10.06.2015) • Dr.Sanjiva Weerawarna(From 20.04.2015 to 13.08.2015) • Prof.Lakshman Ratnayake(From 20.04.2015) • Dr.(Mrs.)Ranee Jayamaha(From 20.04.2015) • Mr.Jehan Prasanna Amaratunga(From 20.04.2015) • Mr.J M Swaminathan (From 01.10.2015)
	Secretary: The Registrar
	• Mr. K.A.S. Edward

1.2 THE SENATE

The University Senate is constituted in terms of Section 46 (2) of the Universities Act No. 16 of 1978, as amended by the Universities (Amendment) Act No. 7 of 1985. During the year 2015, it consisted of the following members.

Ex-Officio		
	Chairperson: Vice-Chancellor Competent Authority Chairperson: Vice-Chancellor	Dr. W. Kumara Hirimburegama(Up to 11.03.2015) Prof. Lalitha Mendis(From 30.04.2015 to 09.07.2015) Prof. Lakshman Dissanayake(From 06.08.2015)
	Rector, Sri Palee Campus	Dr. Tudor Weerasinghe Dr R C K Hettiarachchi
	Deans of the Faculties	
	• Arts	Prof. Athula Ranasinghe
	• Education	Prof. W. Chandrasa (From 01.08.2013)
	• Law	Mr. V.T. Thamilmaran(Up to 22.05.2015) Mrs W.I. Nanayakkara(23/05/2015)
	• Management & Finance	Dr. R. Senathiraja
	• Medicine	Prof. Jennifar Perera
	• Science	Prof. K R R Mahanama
	• Graduate Studies	Prof. K.S. Chandrasiri
	Directors of Institutes and UCSC	
	• Institute for Agro Technology And Rural Sciences	Mr. M.D. Piyathilaka

	<ul style="list-style-type: none"> Institute of Biochemistry, Molecular Biology & Biotechnology 	Dr.(Ms) Shiroma Hadunnetti
	<ul style="list-style-type: none"> Institute of Human Resource Advancement 	ActingDirector:Prof.H.D.Karunaratne (From 19.01.2015 to 25.05.2015) Acting Director:Prof.J.K.D.S. Jayaneththi (From 27.05.2015 to 20.08.2015) Director: Prof.J.A.S.K. Jayakody (From 21/08/2015 up to date)
	<ul style="list-style-type: none"> Institute of Indigenous Medicine 	Dr. M.W.S.J. Kumari (15.10.2013 to 09.02.2015) Dr.(Ms.) S.D. Hapuarachchi (10.02.2015 Up to date)
	<ul style="list-style-type: none"> National Institute of Library & Information Sciences 	Mr. R.P.P. Ranaweera
	<ul style="list-style-type: none"> Postgraduate Institute of Medicine 	Prof. H.Janaka de Silva
	<ul style="list-style-type: none"> University of Colombo School of Comput 	Prof. G.N. Wickramanayake
	Heads of Departments	
	<ul style="list-style-type: none"> Accounting 	Dr. A.A.C. Abeysinghe
	<ul style="list-style-type: none"> Anatomy 	Dr. A P Malalasekara
	<ul style="list-style-type: none"> Biochemistry & Molecular Biology 	Prof. C.P.D.W. Mathew
	<ul style="list-style-type: none"> Business Economics 	Prof. H D Karunaratna
	<ul style="list-style-type: none"> Chemistry 	Prof.R D Wijesekara Prof. K S A Jayananda
	<ul style="list-style-type: none"> Clinical Medicine 	Dr.G R Constantine(08/04/2015)
	<ul style="list-style-type: none"> Finance 	Dr. A.A. Azeez
	<ul style="list-style-type: none"> Commercial Law 	Mrs. W.I. Nanayakkara(16/06/2015) Mrs. S Segarajasingham(17/06/2015)
	<ul style="list-style-type: none"> Community Medicine 	Prof. Rohini. De.A.Seneviratne
	<ul style="list-style-type: none"> Demography 	Dr. E L S J Perera Dr. E.L.S.J. Perera (From September 2013)
	<ul style="list-style-type: none"> Economics 	Ven. Prof. W Wimalaratana
	<ul style="list-style-type: none"> Educational Psychology 	Dr. S. Senarath
	<ul style="list-style-type: none"> English 	Dr. Dushyanthi Mendis(Up to 14/11/2015) Prof Neloufer de Mel (16/11/2015- Acting)
	<ul style="list-style-type: none"> Forensic Medicine & Toxicology 	Dr. Jeen Perera
	<ul style="list-style-type: none"> Geography 	Prof. S.A. Norbert(Up to 15/01/2015) Prof. L Manawadu(16/01/2015)
	<ul style="list-style-type: none"> History 	Dr. D.N.N.R. Dewasiri(Up to 28/09/2015) Dr N Wijegoonawardana(29/09/2015)
	<ul style="list-style-type: none"> Human Resources Management 	Dr. N N J Nawaratne
	<ul style="list-style-type: none"> Humanities Education 	Mr. M. Kapilabandara
	<ul style="list-style-type: none"> International Relations 	Prof. N. Melagoda

	• International Business	Dr M.P.P. Dharmadasa
	• Management & Organization Studies-	Dr. K Dissanayake (Up to 19/05/2015-Acting) Dr B Nishantha(20/05/2015)
	• Marketing	Dr. K. Kajendra
	• Mathematics	Dr. S M W Ranawala
	• Microbiology	Prof. Jenifer Perera(15/02/2015) Dr. C P Senanayake(20/02/2015)
	• Nuclear Science	Prof. P Mahawatte
	• Obstetrics & Gynaecology	Prof. H. Senanayake
	• Paediatrics	Prof. Manouri Senanayake(Up to 01/03/2015) Prof. V P wickramasingha(02/03/2015)
	• Parasitology	Prof. N.D. Karunaweera
	• Pathology	Prof. M V C de Silva
	• Pharmacology	Prof. P. Galappaththy
	• Physics	Prof. S.R.D. Rosa Prof. D U T Sonnadara(10/09/2015)
	• Physiology	Dr. Anjela de Silva(Up to 26/04/2015) Dr .(Ms.)A D A Fernando(27/04/2015)
	• Plant Sciences	Dr. S M W Ranawala
	• Political Science & Public Policy	Mr. M. Senanayake
	• Private & Comparative Law	Mrs N R Wijeyesekara
	• Psychological Medicine	Prof. D.R.C. Hanwella(Up to 15/04/2015) Prof. Varuna de Silva(16/04/2015)
	• Public & International Law	Ms. Jeeva Nirielle (Up to 11/07/2015) Mrs S S M W Seneviratne(13/07/2015)
	• Science & Technology Education	Mr. N.V. Karunasena
	• Sinhala	Prof.Ven. Agalakada Sirisumana Thero
	• Social Sciences Education	Mr. C. Kasturiarachchi
	• Sociology	Dr.Chandani Liyanage
	• Statistics	Dr. M.D.T. Attygalle
	• Surgery	Prof. D.N. Samarasekara
	• Zoology	Dr. N. Pellawatte(Up to 15/04/2015) Dr W P Yapa (30/05/2015)
Professors: Under Section 26 (2) (h) of the Universities (Amendment) Act No. 07 of 1985		
	• Prof. C.P.D.W. Mathew	
	• Prof. Chandrika Wijeratne	
	• Prof. D.M.S.S.L. Dissanayake	
	• Prof. D.N. Samarasekara	
	• Prof. D.T.U. Abeyunga	
	• Prof. D.U.J. Sonnadara	

	• Prof. E.D. de Silva
	• Prof. H.M. Senanayake
	• Prof. J. Uyangoda
	• Prof. Jennifer Perera
	• Prof. J.K.D.S. Jayanetti
	• Prof. K.R.R. Mahanama
	• Prof. K.M.N. de Silva
	• Prof. K.S. Chandrasiri
	• Prof. K.S.A. Jayasinghe
	• Prof. L.A.D.A. Tissa Kumara
	• Prof. M.D.P. de Costa
	• Prof. M.M.R.W. Jayasekara
	• Prof. M.V.C. de Silva
	• Prof. Manouri Senanayake
	• Prof. Nadira Karunaweera
	• Prof. Nayani Melegoda
	• Prof. Neloufer De Mel
	• Prof. Preethika Angunawela
	• Prof. P.V. Udagama
	• Prof. R. Fernando
	• Prof. R.L. Jayakody
	• Prof. R.L.C. Wijesundera
	• Prof. Rohini Hewamanne
	• Prof. Roland Abeypala
	• Prof. S.A. Norbert
	• Prof. S.M. Wijeyaratne
	• Prof. Kshanika Hirimburegama
	• Prof. S.T. Hettige
	• Prof. S.W. Kotagama
	• Prof. Shyam Fernando
	• Prof. Sriyanthie A. Deraniyagala
	• Prof. H.S. Coperahewa
	• Prof. H.N.P. Jayasinghe
	• Prof. W.I. de Silva
	• Prof. W.K. de Abrew
	• Prof. W.S. Premawansa
	• Prof. Y.N. Amaramali Jayathunga
	• Prof. M.E.S. Perera
	• Prof. M.R. Sooriyarachchi
	• Prof. S.R. Sirimanne
	• Prof. R.D. Wijesekara
	• Prof. D.P. Dissanayake

	• Prof. Sarath Wijesuriya
	• Prof. Asanga Tilakaratne
	• Prof. Deepika Fernando
	• Prof. A.D.M.S. Abeyratne
	• Prof. Sharya Scharenguivel
	• Prof. M. Karunanithy
	• Prof. A. Kaluarachchi
	• Prof. S. Wijeratne
	• Prof. M.W. Gunathunga
	• Prof. C.A. Gnanathanasan
	• Prof. S. Rajapaksha
	• Prof. D.A.P. de Silva
	• Prof. H.M.S. Herath
	• Prof. Ajantha Hapuarachchi
	• Prof. R.S. Dassanayake
	• Prof. Neluka Silva
	• Prof. A.M.G.N.K. Attanayaka
	• Prof. Amala de Silva
	• Prof. Athula Ranasinghe
	• Prof. H.D. Karunarathna
	• Prof. V.H.W. Dissanayake
	• Prof. M.I.M. de Zoysa
	• Prof. A.U. Abeyadeera
	• Prof. V.P. Wickramasinghe
	• Prof. N.L. Abeysinghe
	• Prof. P. Mahawatta
	• Ven. Prof. M. Dhammajothi Thero
	• Prof. T.D.K. Waleboda
	• Prof. N.D. Kodikara
	• Prof. E.R.H.S.S. Ediriweera
	• Prof. A.P.G. Amarasinghe
	• Prof. K.S.H. de Silva
	• Prof. M.D.S. Lokuhetti
	• Prof. L. Manawadu
	• Ven. Prof. W. Wimalarathana
	• Prof. H.D.K.G.A. Weerakoon
	• Prof. W.B. Yapa
	• Prof. K.P.S.C. Jayarathne
	• Prof. P.S.M. Gunarathne

Members Elected under Section 26 (2) (j) of the Universities (Amendment) Act No. 7 of 1985		
	• Arts	Dr. P.R.N. Fernando
	• Education	Mr. W.M. Pragnadarshana Dr. A.M. Hettige
	• Law	Mrs. S. Segarajasingham Mrs. Nirmala Perera
	• Management & Finance	Dr. M.P.P. Dharmadasa(30/15/2015) Dr. Pavithra Kailasapathy(27/11/2014)
	• Medicine	Dr. M.R. Haniffa Dr. A.P. Malalasekera
	• Science	Dr. T.U. Hewage Dr. M.R. Wijesinghe
	Librarian	Dr. Pradeepa Wijethunga
	Secretary: TheRegistrar	Mr. K.A.S. Edward

1.3 MEETINGS

The Authorities and other bodies of the University met regularly during the year under review. The number of meetings held for each authority and body were as follows:

Council	13
Senate	12
Finance Committee	10
Management Committee	10
Deans' Committee	14
Leave & Awards Committee	13
Legislation Committee	10
Planning & Development Committee	12
Research & Development Committee	09
Faculty Boards	
• Faculty of Arts	11
• Faculty of Education	10
• Faculty of Law	18
• Faculty of Management & Finance	11
• Faculty of Medicine	12
• Faculty of Science	13
• Faculty of Graduate Studies	10
• Sri Palee Campus Board	10

1.4 OVERVIEW OF THE UNIVERSITY

Undergraduate Student Intake- 2013, 2014, 2015

Faculty	Course	Medium	Intake 2013	Intake 2014	Intake 2015
Arts	Arts	S/T/E	684	647	739
Education	Education	S/T/E			
Law	Law	S/T/E	250	255	250
Management & Finance	Management	E	415	416	420
Medicine	Medicine	E	200	190	200
	Physiotherapy	E	22	30	22
Science	Biological Sc.	E	116	125	125
	Physical Sc.	E	243	240	240
	Molecular Biology & Biochemistry	E	42	60	60
	Industrial Stat. & Mathematic - al Finance	E	77	60	90
Sri Palee Campus	Performing Arts & Mass Media	S	177	148	177

Distribution of the Postgraduate Students Population

Name of Faculty	Students Number
Faculty of Arts	824
Faculty of Education	1363
faculty of Law	305
Faculty of Medicine	134
Faculty of Management & Finance	1082
Faculty of Science	571
Faculty of Graduate Studies	1469
Sri Palee Campus	44

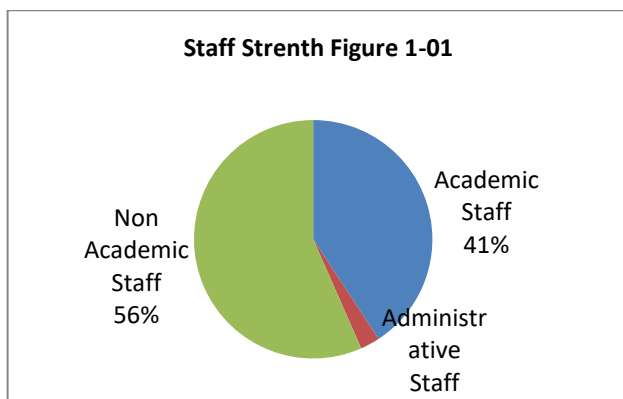
Academic & Administrative Population - 2013, 2014, 2015

Categories	2013	2014	2015
Academic	524	487	525
Academic Support	34	30	33
Administrative & Finance	32	38	32
Administrative (others)	06	13	22
Total	596	568	592

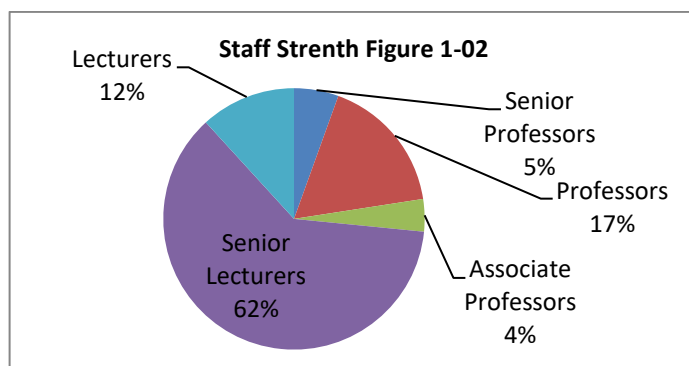
1.5 OVERALL PERFORMANCE

In 2015 the University continued to deliver its academic activities through seven faculties and 48 departments of study.

The University of Colombo marched towards its goals with the assistance of 1418 staff members comprising 45% academic, 3 % administrative and 52% as non-academic staff (figure I-01)



The proportional distribution of the academic staff among Senior Professors, Professors, Associate Professors, Senior Lecturers and Lecturers were 5%, 18%, 5%, 60% and 12% respectively (Figure I-02)



Academic Performance

The University of Colombo with a proud history of over 143 years continues in its endeavour to meet the challenges of maintaining its position as a “Metropolitan University, Modern and International in Outlook and Character”. The location of the University affords the student population all the advantages of a “Metropolitan University”, with easy access to international information/resource centres, libraries, theatres, sports complexes etc. Its central location within the City of Colombo provides easy access to a wide range of cultural, entertainment and business facilities. Backed by its long and proud history, together with a solid academic and administrative infrastructure which has stood the test of time, the University has progressed towards its goals in accordance with the Performance Improvement Strategic Plan (PISP) by embracing modern and innovative approaches to teaching, research and service to the community. The University of Colombo has a multi-cultural, multi-ethnic, multi- religious student and staff population fostering social harmony, cultural diversity, equal opportunity and unity. The faculties, campus, institutes and school of the university functioned very smoothly in a conducive environment for teaching, learning and research without any interruption during the year under review.

2. FACULTIES, CAMPUS, CENTERS AND UNITS

2.1 FACULTY OF ARTS

Introduction

The Faculty of Arts, located between the Reid Avenue and Prof. Stanley Wijesundara Mawatha, is the largest Faculty in terms of student population. The Faculty has nine academic Departments comprising the Departments of Demography, Economics, English, Geography, History, International Relations, Political Science & Public Policy, Sinhala and Sociology. In addition, Faculty has six Teaching Units comprising Arabic & Islamic Civilization Unit, English Language Teaching Unit, Computer Unit (comprising the Student Computer Unit and the Computer Teaching Unit), Journalism Unit, Mathematics Unit and Pali & Buddhist Studies Unit. The English Language Teaching Unit serves all six faculties offering undergraduate programs. These Departments and Units offer courses in the Humanities and Social Sciences. Apart from undergraduate BA programme of Study, several Departments offer extension programs and Postgraduate programme leading to Masters, MPhil and Ph.D. degrees. Many students, who successfully complete the four year BA degree programs, eventually register for postgraduate degree programs offered by these Departments of the Faculty.

During the year 2015, Prof Athula Ranasinghe has been re-elected as the Dean of the Faculty of Arts after completing his first three year term. Mr R. Logendra continued as the Senior Assistant Registrar of the Faculty. During the year the following teachers functioned as Heads of Departments. Dr. Sunethra Perera (Demography); Prof. Rev. W. Wimalarathana Thero (Economics); Dr. D. Mendis until 14.11.2015 and Prof. Neloufer De Mel from 15.11.2015 (English); Prof. S.A. Norbert until 15.01.2015 and Prof. Lasantha Manawdu from 16.01.2015 (Geography), Dr. D.N.N.R. Dewasiri until 28.09.2015 and Dr. Nirmalie Wijegunawardane from 29.09.2015 (History); Prof. Nayani Melegoda (Department of International Relations); Mr. Mahesh Senanayake (Political Science & Public Policy); Prof. Ven. Agalakada Sirisumana Thero (Sinhala); and Dr. Chandani Liyanage (Sociology).

The following teachers functioned as Co-ordinators of Units; Mr. M.M.M. Sabir (Arabic & Islamic Civilization Unit); Ms. S. Illangakoon until 30.09.2015 and Ms. S.Y. Dias (English language Teaching Unit), Prof. Samantha Herath (Journalism Unit) ; Prof. L. Manawadu (Computer Unit); Dr. D.D.P.M. Dunusinghe (Mathematics Unit); and Prof. Asanga Thilakarathna (Pali & Buddhist Studies Unit).

Mission of the Faculty

The Mission of the Faculty is “to promote collectively scholarships, critical inquiry, competencies and skills in the Social Sciences and Humanities in keeping with the highest academic and ethical standards in teaching, research, training and evaluation. To provide students with not only specific skills and competencies but also a broad social and humanistic orientation, so that they could fit into the changing world of work with a sense of social responsibility and moral commitment”.

Major Events of the Faculty of Arts -2015

The second International Conference of the Faculty of Arts on theme “Changing Socio-Economic Dynamics in Sri Lanka: Contexts, Cultures and Imaginations” was held on 03rd - 04th December 2015. The conference was opened to academics and postgraduate students from the Faculty of Arts, University of Colombo as well as the contributors from outside the University of Colombo, including internal participants and 90 papers were presented in the conference. Prof. Naren Chitty from the Macquarie University, Sydney, Australia delivered the keynote address on the topic “Soft power, civic virtue and world politics –contexts, cultures and imaginations”, and Prof. Rohan Bastin, from the Deakin University, New Delhi, India was the guest speaker who delivered his speech on the topic “it’s 2015:Rethinking the social formation in a Neoliberal Context”.

The Faculty of Arts Annual Review Workshop was held on 7th and 8th April 2015 at Club Palm Bay Hotel, Marawila. The discussions were under four key areas pertaining to the Development of the Faculty. The areas under discussions were Academic Development, Student affairs, Financial Development and Issues and Environment and Infrastructure Development. Prof. Kalyani Perera of the University of Peradeniya, who was the Guest Speaker, addressed the Faculty staff on the proposed study streams which was introduced to enhance the development of Students. The workshop was also evaluated the present needs of the Faculty and the progress made from the decisions of the previous workshop.

A festival of sports in order to build closer relations among students from different years and different ethno-religious groups and the faculty was held on 16th July 2015 at the University grounds. This event is designed to provide an opportunity in the largest faculty of the University of Colombo to come together in an informal atmosphere. In addition to that, Faculty of Arts organized a cultural performance festival “Divyaradhana” (දිව්‍යාරාධනා), aimed at enhancing mutual understanding and camaraderie among the student community of the University, strengthening meaningful relations between lecturers and students and improving the aesthetic sense and creativity of undergraduates. This cultural festival was held on 17th of July 2015 at the New Arts Theatre, University of Colombo.

The opening ceremony of the Computer Lab and the Language Lab which was funded by the World Bank through the Innovatory Development Grant for Arts Students (IDAS) Project, and the elevator of the New Arts Building in the Faculty of Arts, was held on 30th September, 2015.

The 5th Annual Research Symposium was held on 03rd November 2015 from 8.00 am onwards at M. B. Ariyapala Auditorium, Department of Sinhala. The keynote address was delivered by Senior Professor Raj Somadewa, Post Graduate Institute of Archaeology, University of Kelaniya. The main theme of this symposium was "New Trends in Sinhala Literature, Language and Cultural Studies". Selected Research papers were presented in this event. The 4th Annual Research Journal of the Department was also launched at the event.

The Department of Demography, Faculty of Arts, organized the Annual Research Symposium under the theme of "Population Dynamics and the Post 2015 Development Agenda" on 10th December, 2015. This research symposium was a great opportunity to academics and postgraduate students to demonstrate their research capabilities and to share their research findings. Papers were presented under the sub themes of Fertility and Reproductive Health, Population and Health, Migration and Urbanization, Population Ageing and Long Term Care, Interdisciplinary Studies, Environment and Development.

The Department of Sociology is one of the oldest and largest departments in the Faculty of Arts of the University of Colombo. The current head and staff organized a series of events celebrating 45 years of the department's growth and development that was highlighted the importance of the discipline of sociology for contemporary social economic and political engagement and active citizenship. The events were also raised awareness regarding the department and its activities within the university and with interested stakeholders within the city of Colombo.

Department of Geography, University of Colombo organized an educational exhibition on 05th June, 2015, to celebrate the World Environment Day - 2015, with the collaboration of Central Environmental Authority, Department of Wild Life and Department of Forestry. Approximately, 2000 students, from both University and the Schools in the vicinity, participated in this event. In addition, there was a Lecture and a Discussion on "Contemporary Environment Issues", headed by Prof. Devaka Weerakoon, Department of Zoology, Faculty of Science, University of Colombo, with the participation of students. This exhibition was very useful and received by students and respective teachers, who follow Geography and Environmental Studies as a subject. This was a great opportunity to feel the importance of our environment and safeguard them for our future generation.

The students and academic staff exchange programme between Department of English and the Institut für Anglistik, Justus Liebig University, Germany was successfully continued in 2015. In addition to the student exchange programme, a seven member team from the Institut für Anglistik, Justus Liebig University visited Sri Lanka from 25th July – 11th August 2015 on a linguistic field work excursion.

The Annual Arts Festival - "Esala Sathsara" which was organized by the Faculty of Arts, was held from 16th November 2015 in the faculty premises in two sessions. This festival was annually organized to identify and develop the various talents of the undergraduates, especially focusing on the first year students. The first session which was held from 16th November to 19th November 2015, comprised of competitions. There were singing and dancing competitions on 16th

November, and the Essay competitions and the Art competition were held on 17th November 2015, and the Drama competition was held on the following day. The Debating competition was held on 19th November 2015. The second session of the “Esala Sathsara” programme began from 30th November - 07th December 2015, and comprised of a film festival, an exhibition of paintings, a cultural festival and musical programmes. This Annual Arts Festival was concluded with a prize awarding ceremony on 07th December 2015.

The Dean’s Award, Literary Competition was held in parallel to the “Esala Sathsara” cultural festival. The competition was held by covering various fields such as fictions, short stories, lyrics, poetry, literature criticism, and short drama scripts. The certificates and awards were presented to twenty three students after evaluating their performances in the above fields.

Department of Economics conducted the Japan – Sri Lanka study forum from 19th December 2015 to 25th December 2015. MOU was signed between Department of Economics and South Western University of China to exchange 10 students both undergraduate and postgraduate levels.

The Department of International Relations organized an event to celebrate UN day and Sri Lanka being in UN for 60 years in 14th December 2015 with the participation of Mr. Alain Sibenaler Country Director of UNFPA. 2nd, 3rd and final year students discussed the UN and Sri Lanka relations in three panels. The event was a huge success with over 300 students participation.

Faculty Appointments

Dr. Shermal Wijewardene attached to the Department of English has step down from the post of Director of Studies after providing a commendable service. Dr. Kumudika Boyagoda attached to the Department of Demography was appointed as the Director of Studies, with effect from 19.06.2015.

Undergraduate Programs

In the year 2015, the total undergraduate population in the Faculty of Arts numbered around 2584 students. The academic activities for the new batch (2013- A/L) commenced on 11th May 2015 enrolling about 690 students. The course unit system is continued by offering a range of course units (500) to students including internship component for credit.

Faculty of Arts introduced the study streams for those who opt for three year degree at the Faculty from May 2015. A study stream is a streamlined and closely targeted selection of subject – specific course units offered by department / unit in the Faculty. The study stream concept aims to strengthen the connection between Departments and General Degree students to enhance a mutual sense of ownership and belonging.

The Department of Demography offered courses for General and Special Degree students. The Department continued to offer Demography as a subject for the General Degree and as a second and third subject for other Special Degree students. The Department introduced applied Demography study stream in year 2015. Three months internship programme was conducted by the Department for the 4th year undergraduates.

The Department of Economics continued to offer the Special Degree Programme in Economics and the General Degree programme. All final year students of the Special Degree Programme in Economics were attached to different public and private institutions for a period of three months to undergo an internship Training programme.

The Department of English continued to offer a range of course units for the General and Special Degrees in English Literature, English Language and ELT, and Cultural Studies. The Department commenced teaching the first year courses under the new study stream of courses titled English Studies: Theory & Practice.

The Department of Geography & History continued to offer courses for General and Special Degree students in year 2015 also.

The Department of International Relations offers General and Special Degree courses. It has become one of the most sought subjects by the first year undergraduates. In 2015, the study stream on conflict analysis and sustainable peace was introduced.

The Department of Political Science & Public Policy continued to offer courses for General & Special Degree students and Department of Sinhala also offered courses for General & Special Degree students.

The Department of Sociology offered a Special Degree program in Sociology as well as Sociology as a subject for the General Degree programme. The Department has four major inter-related disciplines such as Sociology, Anthropology, Psychology and Social Work.

Pali & Buddhist Studies unit offered three major study programs for the undergraduates: Buddhist Studies (General Degree), Buddhist Studies (Special Degree), Pali Studies (General Degree).

In the year 2015 also, the English Language Teaching Unit, continued to serve all six faculties (offering undergraduate courses) except FGS of the University of Colombo with intensive and ongoing courses. The ELTU under the study streams developed “Studies in English as a second language” as a first, second or third subject for the General Degree.

Arabic & Islamic Civilization Unit (ICV Unit) in the year 2015 was strengthened by developing its infrastructure facilities in order to give better teaching and learning experience for its undergraduates.

The Journalism Unit was engaged in a syllabus review in the year 2015 also in order to offer Special degree programs in the near future and also for the establishing as a separate Department.

Mathematics is an interdisciplinary subject for various disciplines and the Mathematics Unit (MU) offered three course units for students of the Faculty of Arts.

Computer teaching unit offered two new course units in Sinhala & Tamil Language for the undergraduates for the year 2015. In addition, two foundation course units in tamil for Sinhala speaking students and Sinhala for Tamil speaking students respectively were offered from 2015.

Extension Courses and Community Service Delivery Programmes -2015

As in the previous years, a number of Extension Courses were offered by the Faculty of Arts during 2015, providing professional enhancement skills to the community at large and enabling the Faculty to remain the largest contributor to the University Development Fund.

The Department of Economics offered three diploma courses: A Diploma in Tourism and Travel Economics and Hotel Management, Executive Diploma in Business and Financial Economics and a Diploma in Micro Finance. In addition to the above, Department of Economics commenced a Certificate Course: Certificate for English for Economics.

The Department of English offered Extension Courses in English catering to about 1000 members of the general public, and undertook consultancies to various government and private institutions. It offered Certificate Courses in English for Careers (Part 1 & 2), Diploma courses in Advanced English for Administrative and Academic Purposes, and English for Teachers of English (DETE) and a Diploma in English for English Medium Instruction Teachers (DEEMIT).

The Department of International Relations offered two extension course titled Certificate Course in International Relations (CCIR) and Certificate Course in Conflict, Peace and Reconciliation (CPR) in year 2015.

The Department of Political Science and Public Policy continued its Certificate programme "Certificate Course in Politics and Governance" in year 2015 also.

The Department of Sinhala also continued its Diploma Programme "Diploma in Sinhala" in year 2015 and Department commenced new Certificate Course titled: Certificate Course in Sinhala Language, targeting the foreigners.

The ELTU offered Certificate Courses in Business English (Preliminary and Intermediate Levels), and e-Diploma in Business English in M-learning platform.

The Journalism Unit conducted its Diploma in Journalism programme for the year 2015 also.

The Dean's office continued to offer Certificate Course in Spoken Tamil, short term (04 months programme)

Student Enrolment in Extension Courses-2015

Course Name	Student Number
Diploma in Tourism and Travel Economics & Hotel Management	37
Diploma in Micro Finance	05
Certificate for English for Economics	05
Certificate Course in International Relations (CCIR)	55

Certificate Course in Conflict, Peace and Reconciliation (CPR)	15
Certificate Course in Politics and Governance	08
Diploma in Sinhala	59
Certificate Course in Sinhala Language	06
Certificate in Business English- Batch 26	255
e-Diploma in Business English	25
Diploma in Journalism	75
Certificate Course in Spoken Tamil	176
Total	721

Postgraduate Courses- 2015

The Faculty offered a number of postgraduate courses in year 2015.

The Department of Demography continued its one year Programme of Master of Arts in Demography in year 2015 and commenced the programme for new batch on 06th November 2015. The Department of Economics offered the M.Phil/ Ph.D in Economics, MA in Economics, MA in Financial Economics, Post- Graduate Diploma in Economic Development (DED) program and Masters & Postgraduate Diploma in Tourism Economics & Hotel Management.

The Department of English continued its Postgraduate programme- the MA in English Studies in year 2015,. The Department of Geography offered Postgraduate Diploma in Environment and Regional Development Programme in year 2015 also. The Department of History offered a Post Graduate Research Degrees in History (PhD, MA & MPhil).

The Department of International Relations also offered the Masters in International Relations (MAIR) and M.Phil in International Relations (by research). The Department of Political Science and Public Policy conducted programs towards the MA by research. The Department of Sinhala also offered the Masters in Sinhala Programme in year 2015.

The Department of Sociology conducted three postgraduate programs: Post-graduate Diploma in Applied Sociology, M.Phil in Sociology programs and MA in Sociology during the year 2015. Postgraduate programmes are yet to be begun at the Pali & Buddhist studies unit.

Student Enrolments in Post Graduate Courses-2015

Course name	Number of Students
MA in Demography	15
Mphil /PhD in Economics	27
Masters in Economics	32
Masters in Financial Economics	178
Postgraduate Diploma in Economic Development	14
Postgraduate Diploma in Tourism Economics & Hotel Management	37
MA in English Studies	16
Masters in International Relations	26
MA in Sinhala	85
MA in Sociology	17
Postgraduate Diploma in Applied Sociology	11
Total	458

2.1.1 Details of Resources & Students

Faculty	Course	Total Students		Total Academic Staff		Total non Academic Staff	
		2014	2015	2014	2015	2014	2015
Arts	Bachelor of Arts	2493	2584	137	142	58	54
Total		2493	2584	137	142	58	54

2.1.2. Details of Local Students

Faculty	Course	Medium	1 st Year Students		2 nd Year Students		3 rd Year Students		4 th Year students	
			2014	2015	2014	2015	2014	2015	2014	2015
Arts	Demography	S/E	202	249	224	173	160	230	25	30
	Economics	S/E/T	99	135	137	96	122	138	67	65
	English	E	34	31	27	28	37	21	07	09
	Geography	S/E/T	180	202	216	179	110	212	29	31
	History	S/E	30	42	58	30	39	59	17	20
	International Relations	S/E/T	185	206	395	166	225	380	57	29
	Political Science & Pub. Policy	S/E/T	244	225	330	230	184	344	32	43
	Sinhala	S	420	377	553	405	302	545	31	32
	Sociology	S/E/T	367	302	280	307	206	276	31	41
	Pali & Buddhist Studies	S/E	117	108	110	112	49	112	09	07
	Communication & Media	S/E	114	88	98	104	285	110		
	ICV Unit	T	17	22	23	14	17	22	-	
	Maths Unit	S/E/T	255	335	-	93	-		-	
	Computer Teaching Unit	S/E/T	-	454						
	ELTU **	E	2388	2257	1721	1469	831	1207	157	295

Total			4352 5033	4172 3406	2567 3656	462 602

a. Postgraduate Degrees

Faculty	Course	Medium	Intake (No. of Students)		Current No. of Students	No. Completed	
			2014	2015		2014	2015
Arts	MA in Demography	E	17		17	14	05
	PhD/Mphil in Economics	E	17	2	44	On going	
	Masters in Economics	E	28		60	On going	
	Masters of Financial Economics	E	169		347	Results not released	
	Masters in Tourism Economics & Hotel Management	E	32		32	Results not released	
	Postgraduate Diploma in Economic Development	E	14		47	10	
	Postgraduate Diploma in Tourism Economics & Hotel Management	E	37		74	Results not released	
	MA in English Studies	E		16	16		
	MA in History	E			06		
	Mphil in History	E			01	01	
	PhD in History	E			01		

	Masters in International Relations	E	39	26		
	Mphil in International Relations	E			07	
	MA in Political Science & Public Policy	E			15	
	PhD in Political Science & Public Policy	E			02	01
	MA in Sinhala	S	85	85	85	61
	MA in Sociology	S/E	27	17	44	21
	Postgraduate Diploma in Applied Sociology	E	13	11	24	06
	Mphil in Sociology	S/E			05	01

2.1.2 Details of Foreign Students :

Faculty	Course	Medium	Intake		1 st Year Students		2 nd Year Students		3 rd Year Students		4 th Year students		No of Graduated	
			2014	2015	2014	2015	2014	2015	2014	2015	2013	2014	2013	2014
Arts	-	E	-		-		04		03	03	-		-	
Total			-		-		04		06		-		-	

2.1.3 Details of Academic Staff :

Dept. /Subject	Medium	Sr. Prof.	Prof.	Asso. Prof	Senior Lecturer	Lecturer & Prob. Lecturer	Temp. Assist. Lecturer	Instructor / System Analyst	Tutors
Demography	S/E	02			05	02	02		02
Economics	S/E/T	01	06		11	06	06		
English	E	01	01		03	03	02		
Geography	S/ T		02		07	03	06	01(sy.anal.)	01
History	S/E				04	01	02		01

International Relations	S/E/T		01		02	06			02
Political Science & Public Policy	S/E/T	01			06	01	04		
Sinhala	S		03	01	04	04	08		
Sociology	S/E/T	01	01	01	11	05	06		03
Journalism	S/E		03				02		
ELTU	E				03	20	03	04(per.)	
Pali & Buddhist Studies Unit	S/E		02		01	01			02
ICV Unit	T					02			
Maths Unit	S/E/T						01		
Computer Teaching Unit	S/E/T							03.Temp Instruc.+ 02 Perm. Instructors	
Total		06	19	02	57	54	42	10	11

2.1.4 Details of Non-Academic Staff :

Faculty/ Branch	Most Senior	Senior Staff	Junior Staff	Minor Employees	Contract Staff
Arts	02	15	17	17	03
Total	02	15	17	17	03

2.1.5 Details of Research, Innovation and Publications : (Please include in Department wise)

Subject	Published		Commercialized		Presented		
	2014	2015	2014	2015	2014	2015	
a. No of Researches							
<i>Department of Demography</i>	08				28		
<i>Department of Economics</i>	44	48					
<i>Department of Political Science & Pub. Policy</i>	04				03	05	
<i>Department of Sociology</i>	04	15					
<i>Pali & Buddhist studies Unit</i>		04					
<i>English Language Teaching Unit</i>	01	01			08	11	
<i>Journalism Unit</i>	05	06			03 03		
b. No of Innovations							
<i>Department of Political Science & Pub. Policy</i>	02	01					
c. No of Journals							
<i>Department of Economics</i>	15	16					
<i>Department of History</i>		01					
<i>Department of International</i>	06	04					

<i>Relations</i>				
<i>Department of Sociology</i>	04	07		
<i>Journalism Unit</i>	04	06		
d. No of Books				
<i>Department of Demography</i>	01	04		
<i>Department of Economics</i>	04	03		
<i>Department of English</i>	02	02		
<i>Department of History</i>	02	03	03	
<i>Department of International Relations</i>	02	02		
<i>Department of Political Science & Pub. Policy</i>	03	03		
<i>Department of Sinhala</i>	03	02		
<i>Department of Sociology</i>	03	03		
<i>Pali & Buddhist studies Unit</i>		01		
<i>English Language Teaching Unit</i>			01	
<i>Journalism Unit</i>	02	01		
e. No of Articles				
<i>Department of</i>	12	06	08	

<i>Demography</i>				
<i>Department of Economics</i>	14	18		
<i>Department of History</i>	07	05		15 07
<i>Department of Sinhala</i>	15	05		04
<i>Department of Sociology</i>	15	07		09
<i>Pali & Buddhist studies Unit</i>	08			02
<i>English Language Teaching Unit</i>	05	01		
<i>Journalism Unit</i>	10	09		
f. Others				
<i>Department of Demography</i>	08			16 13
<i>Department of English</i>				21 17
<i>Department of International Relations</i>				12 13
<i>Department of Political Science & Pub. Policy</i>	14	17		
<i>English Language Teaching Unit</i>		03		
<i>Journalism Unit</i>		11		
Total	227	215	- 03	194 05

**2.1.6 Details of Programme, Seminars & Workshops : (Please include in Department wise)
(With reference to the academic staff)**

Subject	Attended by		Completed by		Made Presentations	
	2014	2015	2014	2015	2014	2015
a. No of Postgraduate Degree programme						
English	03		03			01
	02		01			
ELTU	02	02	02	03	02	01
b. No of Postgraduate Diploma Programme						
Journalism Unit	01	03	01	03		
c. No of Degree Programme						
ELTU			01			01
d. No of Diploma Programme						
Journalism Unit	03		01			
e. No of Certificate Programme						
Journalism Unit	01		01			
Department of International Relations	02	02	02	02		
f. Other						
Department of International Relations	11	10	11	10		
Department of Political Science & Pub. policy						01

Department of Sociology	15		
ELTU	39	12	12 04
Total	64	44	23 18 14 08

2.1.7 Details of Awards Received : (Please include the name and a brief description)

Subject	No of Awards		No of Academics		No of Students	
	2014	2015	2014	2015	2014	2015
a. Local Awards	10		03		07 08	
b. National Awards	04		03		01	
c. International Awards	03		03		01	
d. Other					07	
Total	-	17	06	03	16	08

2.1.8 Details of New Courses Started : 2015

Faculty	Course	Medium	Certificate	Diploma	Postgraduate Diploma	Master	M.Phil	Ph.D
			2015	2015	2015	2015	2015	2015
Arts	Certificate for English for Economics	E	Certificate					
	Certificate course in Sinhala Language	S	Certificate					

Details of Projects (Local/ Foreign Funded) :

Name & Details	Loan/ Grant	Funding Agency #	TCE Rs.	RFA Rs.	DF Rs.
Tourist Guide training Programme	Grant	UNESCO	Rs.2.04 million		
History & Community Project	Grant	FLICT			

2.2 FACULTY OF EDUCATION**Vision Statement:**

The Faculty of Education, to be a Centre of excellence in scholarship, teaching and research in education, committed to serve humanity.

Mission Statement: The Mission of the Faculty of Education is to facilitate the development of a committed professional educator with relevant knowledge, favorable attitudes and useful skills for teaching, research and service to the nation.

Course	Total Students	Total Academic Staff	Total Non-Academic Staff
Full Time Courses			
Bachelor of Education I	93	26	17
Bachelor of Education II	140		
Bachelor of Education III	103		
Postgraduate Diploma in Education	122		
Teaching of English as a Second Language	21		
Postgraduate Diploma in Education Drama & Theatre	-		
Master of Education –General	57		
Master of Education-Developmental Psychology	-		
Master of Philosophy	26		
Doctor of Philosophy	05		
Part Time Courses			
Postgraduate Diploma in Education(Sinhala)	1086		
Postgraduate Diploma in Education(English)	140		
Postgraduate Diploma in Education Drama & Theatre	108		
Master of Education	65		

Master of Education	45		
Postgraduate Diploma in Counseling	60		
Master of Philosophy	41		
Doctor of Philosophy	11		

2.2.1 Details of Local Students:

Course	Medium	Intake 2014	1 st Year (2 nd year in Arts)	2 nd Year (3 rd Year in Arts)	3 rd Year (Final Year in Education)	No of Graduated
Undergraduate	Sinhala		63	92	59	Results will be released in the first quarter of 2015
Bachelor of Education (B.Ed)	Tamil		15	27	24	
	English		15	22	21	
Postgraduate-Full Time Courses	Sinhala	98	One year programmes			Results have to be released
Postgraduate Diploma in Education	Tamil	24				
Teaching of English as a Second Language	English	21				Commenced on 04.05.2015
Postgraduate Diploma in Education Drama & Theatre	Sinhala	Not admitted for 2013				
Master of Education-Developmental Psychology	Sinhala					Results will be released after submission of theses
Master of Education -General	Sinhala					
Master of Philosophy	Sinhala	16	Two years full time programme	Commenced on 04.03.2013		
	English	10				
Ph.D	English	05	Three years full time programme			
Postgraduate -Part Time Courses	Sinhala	1086	One year programmes			Results to be released
Postgraduate Diploma in Education	English	140				
Postgraduate Diploma in Education Drama & Theatre	Sinhala	108				Commenced in 16.06.2012
Master of Education	Sinhala	65	One and a half years programme			Results will be released after submission of
Master of Education	English	45				

				theses
Postgraduate Diploma in Counseling	Sinhala	60		
Master of Philosophy	Sinhala	22	Three years programme	Commenced on 04.05.2013 Ongoing
	English	19		
Doctor of Philosophy	English	11	Five years programme	

2.2.2 Details of Academic Staff

Subject	Medium	SeniorProf	Professor	Senior Lecturer	Lecturer	Asst Lecturer	Instructors
Department of Humanities Education							
Applied Linguistics	E		01				
Research Methods in Education	S/E						
Principles & Problems of Education	S/E				02		
Philosophical & Sociological Bases of Education.	S/E/T				02		
Character Education	S				01		
Adult and Continuing Education	S				01		
Methodology of Teaching Sinhala	S				01		
Lifelong Education	S/E				01		
Language Arts	E		01		02		
Buddhism	S				01		
Buddhist Education	S				01		

Philosophy of Education	S/E				01		
Teaching English Literature	E				01		
Special Methods of Teaching English	E/T		01		02		
Methods of Teaching English	E				01		
Department of Science and Technology Education							
General Methods	S/E			02			
Special Teaching Methods in Science	S/E			01	01		
Special Teaching Methods in Physical Science	S/E			01			
Special Areas - Population Education	S/E			01			
Foundation of Education-Scientific Foundations	S/E			02			
Nature of Science and Science Education	S/E			02			
Instructional Design & Evaluation in Science	S/E			01			
Curriculum Process and Development in Science	S/E			02			
Special Teaching Methods Mathematics	S/E			01			
Special Areas- Educational Technology	S/E			01			
Curriculum Theory & Practice	S/E/T		01	01			

Special Teaching Methods- Information Technology	S/E			01			01
Special Areas- Computer Education	S/E			01	01		01
Information Technology	S/E				01		01
Special Teaching Methods in Biological Sciences	S/E				01		
Special Teaching Methods in Science	S/E				01		
Special Areas- Environment Education	S/E				01		
Curriculum Theory and Process	S/E				01		
Department of Psychology Education							
Educational Measurement &Assessment	S/E/T		01	01	01	01	
Educational Statistics	S/E/T		01		01		
Educational & Psychological Testing	S/E/T		01		01		
Psychological Foundations	S/E/T		01				
Research Methods	S/E		01 01	01			
Psychological Bases of Education	S/E/T	01	01	02		02	
Early Childhood Education	S/E/T	01	01				
Child& Adolescent Development	S/E	01	01	01			
Psychology of Learning	S/E	01	01	01			

Psychological Testing	S	01					
School Counseling	S/E T		01	02	01	01	
Educational Guidance & Counseling	S/E			01		01	
Department of Social Science Education							
Sociological Bases of Education	S/E/T		01	02	01		
General Methods of Teaching	E/T		01				
Special Strategies of Teaching	E/T		01				
Special areas of Teaching	E/T		01				
Curriculum Theory of Process (Sociology of Education)	S/E/T		01	02	01		
Foundation of Education	S/E			03			
Comparative Education	S/E/T			04	01	01	
Educational Law	S/E			01			
Human Rights in Education	S/E			01			
Civic Education	S/E/T			01		01	
Primary Education	S/E			01	01		
Research Methods				06	01		
Contemporary Social Issues and Problems in Education	S/E			01	01		
History Teaching Methods	S			01			
Sociological Context of Education	S/E			02	01		
Educational Administration	S/E			02			

Educational Planning	S /T			02		01	
Planning & Management at School Level	S/E/T			02			
Political Science Methods	S			01			
Tertiary Education	S/E			01	01		
School Based Management	S /T			03		01	
Teaching Methods in Economics	S			01			
Teaching Methods in Commerce	S/E/T			01		01	
Research Methodology	S/E			01			
Teaching Methods in Geography	S/T		01	01			
Teaching Methods in Political Science	S			01			

Senior Professor	1
1. Professors	2
2. Associate Professor	2
3. Senior Lecturers Grade I	8
4. Senior Lecturers Grade II	4
5. Lecturers	7
6. Probationary Lecturers	3
Total number of Academic Staff	27
Instructor	1

Total number of Academic Support staff	1
Senior Assistant Registrar	1
Total number of Administrative Officers	1

2.2.3 Details of Non Academic Staff:

Most Senior	Senior staff	Junior Staff	Minor Employees
04	05		07

2.2.4 Details of Research, Innovation and Publications:

Subject	Published	Commercialized	Presented
a No of Researches	11	-	25
b No of Innovations		-	
c No. of Journals	09	-	-
d No. of Books	09	-	-
e No of Articles	23	-	05
f Other	-	-	

2.2.5 Details of Programme, Seminars & Workshops:

Subject	Attended	Completed	Presented
a No of Postgraduate Degree Programmes	03		02
b No. of Postgraduate Diploma Programmes	02	-	-
c No of degree programme	01	-	-
d No of Diploma Programme	-	-	-
e No of Certificate Programme	-	-	-
f Other (SDC Workshops & Local & Foreign training activities	03	-	-

2.2.6 Details of New Courses Started:

Course	Medium	Certificate	Diploma	Postgraduate Diploma	Master	M.Phil	Ph.D
Ph.D/ M.Phil	Sinhala English				Commenced M.Phil/Ph.D - Full Time and Part Time Courses with Research Methodology component consist of 20 modules		
School Leadership	Sinhala		Advertised to call applications				

2.2.7 Details of Infrastructure Facilities Received in 2013:

Infrastructure Details	Expenditure Rs.	Physical Progress
1.Renovation and changing of store room for study room	435,521.60	
2. Partition work at Room No. 2	98,336.00	
3. Extension to Room No. 3 (nearing completion)	2,052,380.85	

2.3 FACULTY OF GRADUATE STUDIES

The FGS of the University of Colombo is one of the leading postgraduate degree awarding institutions in Sri Lanka. With the introduction of liberalized policies in 1977, the market for higher education has changed significantly. In fact, a bachelor's degree is now considered a basic qualification for academic or employment prospects and postgraduate training has become an essential component of career development.

The FGS was established by the Faculty of Graduate Studies Ordinance No: 03 of 1987. It is headed by the Dean of the Faculty, and managed by the Board of Graduate Studies, accountable to the Senate and the Council of the University of Colombo. The Boards of studies constituted under the ordinance, the Board of Study for Development Studies and the Board of Study for Professional Studies function as the first layer of policy making and forward their recommendations to the Faculty Board for approval. The Faculty Board reviews these decisions and recommends them for Senate approval. The composition of the Board of Graduate Studies during the year was as follows;

Dean FGS (Chairman)

- Prof. Sunil Chandrasiri – up to 17th December 2015
- Prof. Athula Ranasinghe (Acting Dean) from 18th December 2015

Deans of the Faculties

Dean/ Arts

- Prof. Athula Ranasinghe

Dean/ Education

- Prof. W. Chandradasa

Dean/ Law

- Mr. V.T. Thamilmaran – up to May 2015
- Mrs. Indira Nanayakkara – from June 2015

Dean/ Management & Finance

- Dr. R. Senathiraja

Dean/ Medicine

- Prof. A.J. Perera

Dean/ Science

- Prof. K.R.R. Mahanama

Director/Postgraduate Institute of Medicine

- Prof. Janaka de Silva

Council Nominees

- Prof. T.R. Ariyaratne
- Prof. Indralal de Silva – up to March 2015
- Mr. C. Maliyadda – up to March 2015
- Mr. Amitha K.U. Gamage – up to March 2015
- Prof. Lakshman Ratnayake – from June 2015
- Dr. Ranee Jayamaha – from June 2015
- Mr. Jehan Prasanna Amaratunga – from June 2015

Senate Nominees

- Prof. B.L. Panditharatne
- Prof. Nimal K. Dangalle

Secretary

- Mr. H.M.W.G.P.R.A. Bandara - Deputy Registrar

The following too participated at the Faculty Board Meetings on invitation.

Chairperson/ BSDS

- Prof. G.I.C. Gunawardane

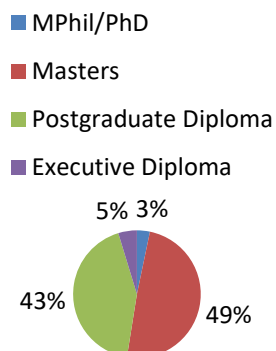
Chairperson/ BPS

- Mr. Ranil I. Senarathne

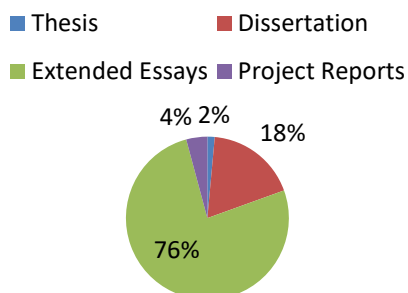
2.3.1 Details of Resources and Students

The introduction of online teaching in 2007 was a major step towards offering greater flexibility to students in terms of selection of courses, their duration, new methods of teaching, learning and evaluation.

Student Enrolment 2015



FGS Research Output 2015



The other important development was the continuation of highly structured M Phil/ Ph D programme for the 9th time in 2015 for the benefit students interested in multi-disciplinary studies.

The FGS conducted four (04) Executive Diplomas and thirteen (13) Postgraduate Diploma programmes and thirteen (13) Masters programmes and two (02) MPhil/PhD programmes during the year under review. The Faculty continued its Postgraduate Diploma in Gender and Women's Studies programme and restructured its PgDGWS degree programme.

Quality enhancement is one of the key priorities of the Faculty and two (02) strategies have been adopted to realize this objective

- curriculum development by revising and updating existing study programmes,
- provide knowledge inputs to students through well qualified staff drawn from the university and industry

These strategies also strengthen the linkage between university and industry. In 2015, the FGS managed to maintain its student enrolment levels in spite of competitive pressures from public and private sector service providers.

2.3.2 Student Profile

The total enrolment in 2015 was 1312 representing MPhil/PhD, Masters, Postgraduate Diplomas and Executive Diploma programmes. The total graduate output during the year under review was 621 graduands.

2.3.3 Details of Academic & Non Academic Staff

Professor Sunil Chandrasiri functioned as the Dean of the Faculty up to 17th December 2015 while Mr. H.M.W.G.P.R.A. Bandara continued as the Deputy Registrar of the Faculty throughout the year and Mrs. M.A.P.P. Chandrasa functioned as the Senior Assistant Bursar. The Faculty of Graduate Studies employs ten permanent employees and twenty employees on contract basis.

Coordinators of Postgraduate Programmes.

Programme	Coordinator
Master of Philosophy and Doctor of Philosophy	Dr.S.P.Premarathna Dr. A.A.C. Abeyasinghe Dr. M. Sumanadasa Dr. I.M. Lakshman Mr. Sarath S. Vidanagama
Master of Philosophy in Clinical Psychology	Mrs. A.V.S. Rekha
Masters in Business Studies	Dr. K. Kajendra

Postgraduate Diploma/Masters in Information System Management.	Mr. RushanAbeyagoonawardena– up to July 2015 Dr.Nishara Fernando – from August 2015 Dr. B. Kumarendran–up to April 2015 Ms. R.D.T. Jayasundera – from May 2015 Mrs. P.K.S. Manatunga(co-coordinator) –from May 2015
Postgraduate Diploma/Masters in Women’s Studies/Master in Women’s Studies.	Dr. Asha Abeyasekara Mr.Sarath S. Vidanagama
Postgraduate Diploma/Master in Human Rights.	Ms.WasanthaSeneviratne
Postgraduate Diploma/ Masters in Japanese Studies/Master in Japanese Studies.	Dr.N.N.J.Nawarathna
Postgraduate Diploma in Development Studies Masters in Development Studies	Dr. D.A.I. Dayaratne Prof. H.D. Karunaratne Dr.K. Amirthalingam Mr. SarathVidanagama
Postgraduate Diploma in Business Management – Conventional mode	Dr. A.A. Azeez
Postgraduate Diploma in Business Management (through m-Learning)	Dr.NihalPadmasiri
Postgraduate Diploma in Counselling and Psychosocial Support	Dr. Asha Abeyasekara
Postgraduate Diploma/ Masters in Labour Relations and Human Resource Management	Dr. D.A.I.Dayaratne Dr. M.P.P. Dharmadasa Mr. SarathVidanagama
Postgraduate Diploma/Master in Public Administration/Public Management (through m-Learning)	Dr. M. Sumanadasa
Executive Diploma in Marketing - Conventional mode	Mr.Sarath S. Vidanagama Ms. R.L. Balasuriya
Postgraduate Diploma in Manufacturing Management/Master in Manufacturing Management.	Mr.R.I.Senarathna Mr. W.A.B.S. Wickramarachchi
Masters in Regional Development and Planning	Prof.S.A.Norbert
Postgraduate Diploma in Conflict and Peace Studies/Masters in Conflict and Peace Studies.	Mr.A.Sarveswaran
Postgraduate Diploma/ Masters in Environment Management	Dr. M. Sumanadasa
Executive Diploma in Marketing through m-Learning mode	Mr.Sarath S. Vidanagam Ms. R.L. Balasuriya
Executive Diploma in Public Management & Governance (through m-Learning)	Dr. M. Sumanadasa

Executive Diploma in Human Rights	Dr.KokilaKonasinghe Mr. M.A.M. Hakeem
-----------------------------------	--

2.3.4 Details of New Courses Started

Executive Diploma in Human Rights which commenced in December 2015, it was the latest addition to the FGS programme mix.

2.3.5 Details of Projects

Space is an acute problem in the Faculty of Graduate Studies and action has already been taken to construct a new building for the FGS. The construction work of FGS building phase -I was completed in January 2014. The phase- II of the project was also commenced in June 2014 and it is in completion stage.

Graduate Output in 2015

Programme	Output
MPhil /PhD	9(Thesis)
Masters	112 (Dissertations)
Postgraduate Diplomas	474 (Extended Essays)
Executive Diplomas	26 (Project Report)
	621

Student Enrolment for 2015

Programme	Enrolment
MPhil/PhD 2015/17	43
Master of Regional Development & Planning 2015/16(MRDP)	42
Master in Human Rights 2015/16(MHR)	53
Master of Public Administration and Public Management-Online Mode 2014/15(MPA/PM)	64
Master in Japanese Studies 2015/16(MJS)	4
Master in Labour Relations and Human Resource Management 2015/16(MLRHRM)	120
Master in Business Studies 2015(MBS)	106
Master in Counselling & Psychosocial Support 2015/16 (MCP)	15
Master in Development Studies 2015/16 (MDS)	45
Master in Environment Management 2015/16 (MEM)	40

Master in Conflict and Peace Studies- 2014/15 (MCPS)	57
Master in Manufacturing Management 2015 (MMM)	36
Master in Information Systems Management 2015/16 (MISM)	64
Postgraduate Diploma in Japanese Studies 2015 (PgDJS)	8
Postgraduate Diploma in Development Studies2015/16 (PgDDS)	22
Postgraduate Diploma in Public administration and Management2015/16 (PgDPA/PM (m-L))	33
Postgraduate Diploma in Environment Management2015/16(PgDEM)	15
Postgraduate Diploma in Conflict and Peace Studies2015/16(PgDCPS)	35
Postgraduate Diploma in Manufacturing Management 2015/16 (PgDMM)	54
Postgraduate Diploma in Gender and Women's Studies(PgDGWS)	13
Postgraduate Diploma in Information System Management 2015/16(PgDISM)	128
Postgraduate Diploma in Labour Relations and Human Resource Management 2015/16(PgDLRHRM)	105
Postgraduate Diploma in Business Management-Online Mode 2015/16(PgDBM)	80
Postgraduate Diploma in Human Rights 2015/16(PgDHR)	40
Postgraduate Diploma in Business Management –Online Mode2015/16 (PgDBM (mL))	28
Executive Diploma in Public Management and Governance-Online Mode 2015/16 (EDPM&G)	18
Executive Diploma in Marketing-On line Mode 2015/2016(EDM(m-L))	11
Executive Diploma in Marketing2015/2016 (EDM)	33
Total Enrolment	1312

2.4 FACULTY OF LAW

Vision Statement

The Faculty will promote the full development of individual personalities inculcating in them a commitment to justice and a sense of responsibility to the wider community.

Mission Statement

The Faculty of Law is committed to legal education and research which maintains standards of excellence and responds to social challenges and needs. It is committed to achieving this mission within a university community based on academic freedom including respect for dissent and diversity and a culture of learning

2.4.1 Details of Resources & Students

Faculty	Course	Total Students		Total Academic Staff		Total Academic Supporting Staff		Total non Academic Staff	
		2014	2015	2014	2015	2014	2015	2014	2015
Faculty of Law	Bachelor of Laws	1054	1059	39	39	2	2	12	12
	Master of Laws	144	144	09	13		0	02 (Contract Basis)	02 (Contract Basis)
Total		144		48	52	2	2	14	14

2.4.2 Details of Local Students

(a) Undergraduate Degrees

Faculty	Course	Medium	Intake		1 st Year Students		2 nd Year Students		3 rd Year Students		4 th Year students		No of Graduated	
			2014	2015	2014	2015	2014	2015	2014	2015	2014	2015	2014	2015
	LL.B	Sinhala	258	256	198	163	233	196	188	234	206	187	210	
		Tamil			27	33	47	29	30	27	30	29	12	
		English			29	29	27	29	29	45	10	31	29	
Total			258	256	254	254	307	254	247	306	246	247	251	

(b) Postgraduate Degrees

Faculty	Course	Medium	Intake (No. of Students)		Current No. of Students		No. Completed			
			2014	2015	2014	2015	2014	2015	2014	2015
Law	LL.M	English	144		144		Not Completed		108 completed	
Total			144		144					

2.4.3 Details of Academic Staff :

Faculty	Subject	Medium	Senior Prof.	Professor	Senior Lecture	Prob. Lecturer	Asst. Lecturer	Visiting Lectures
Dept. of Commercial Law	Company Law	Sinhala				01		
		Tamil			01			
		English			01			
	Tax Law	Sinhala				01		
		Tamil				01		
		English				01		
	Intellectual Property	Sinhala				01		
		Tamil						
		English				01		
	International Investment	Sinhala				01		
		Tamil				01		
		English				01		
	Business Law	Sinhala			01			
		Tamil				01		
		English			01			
Dept. of Private and Comparative Law	Legal Method	Sinhala				01		
		Tamil				01		
		English				01		
	Legal System	Sinhala				01		
		Tamil				01		
		English			01			

	Roman Law	Sinhala				01		
		Tamil				01		
		English				01		
	Family Law	Sinhala				01		
		Tamil				01		
		English				01		
	Land Law	Sinhala				01		
		Tamil				01		
		English			01			
	Law of Contract	Sinhala				01		
		Tamil						
		English						
	Law of Equity & Trust	Sinhala			01			
		Tamil			01			
		English			01			
	Law of Delict	Sinhala				01		
		Tamil			01			
		English			01			
	Interpretation of	Sinhala				01		
		Tamil				01		
		English				01		
	Law of Evidence	Sinhala						01
		Tamil						01
		English						01
	Labour Law	Sinhala				01		
		Tamil				01		
		English				01		
	Jurisprudence	Sinhala				01		
		Tamil				01		
		English						01
Dept. of Public and International Law	Constitutional Law I	Sinhala Mr. M.Harankaha & Ms. D. Medawatte				01		
		Tamil Mr. N. Selvakkumaran				01		

		Mr. Thanbo						
		English Dr. D. Samararatne				01		
	Criminal Law	Sinhala Ms. J. Niriella			01			
		Tamil Ms. S. Susarithaa				01		
		English Mr. Prasantha Lal De Alwis						
	Constitutional Law II	Sinhala Mr. I.Liyanage				01		
		Tamil Ms. S. Susarithaa Mr. V.T.Thamimaran			01	01		
		English Ms. D. Medawatte				01		
	Administrative Law	Sinhala Mr. I.Liyanage						
		Tamil Mr. N. Selvakkumaran				01		
		English Dr. D. Samararatne				01		
	Public International Law	Sinhala Ms. W. Seneviratne			01			
		Tamil			01			

		Mr. M.A.M. Hakeem						
		English Ms. N. Mendis				01		
		Sinhala Ms. N. Mendis				01		
		Tamil Mr. V.T.Thamilmaran / Ms. S. Susarithaa			01			
		English Ms. D. Medawatte				01		
		Sinhala Dr. K. Konasinghe			01			
		Tamil Mr. A.Sarveswaran			01			
		English Dr. K. Konasinghe			01			
		Sinhala Dr. K. Konasinghe			01			
		Tamil Mr. M.A.M. Hakeem			01			
		English Dr. D. Samararatne			01			
	Total Subjects 25	Total No. of Academic Staff		1	22	46	-	4

2.4.4 Details of Non-Academic Staff :

Faculty/ Branch	Most Senior	Senior Staff	Junior Staff	Minor Employees	Contract Staff
Law		2	7	5	2
Total		2	7	5	2

2.4.5 Details of Academic Supporting Staff

Faculty/ Branch	Grade I	Grade II
Law	1	1
Total	1	1

2.4.6 Details of Research, Innovation and Publications : (Please Include in Department wise)

Subject/ Numbers	Published		Commercialized		Presented	
	2014	2015	2014	2015	2014	2015
a. Researches						
<i>Department of Commercial Law</i>	03					01
<i>Department of private & Comparative Law</i>	09	09			12	08
<i>Department of Public & International Law</i>	11	11			14	14
b. Innovations						
c. Journals						
<i>Department of Public & International Law</i>		01				
d. Books						
<i>Department of Commercial Law</i>	02				01	
<i>Department of private & Comparative Law</i>	01					
<i>Department of Public & International Law</i>						
e. Articles						
<i>Department of Commercial Law</i>		5				02
<i>Department of private & Comparative Law</i>	10	10				
<i>Department of Public & International Law</i>	03	02			07	10
f. Others						
<i>Department of Commercial Law</i>	08	45				
<i>Department of private & Comparative Law</i>	03	02			01	01
<i>Department of Public & International Law</i>	03	06				
Total	53	91			35	34

2.4.7 Details of Programme, Seminars & Workshops : (Please include in Department wise) (With reference to the academic staff)

Subject/Number	Attended by		Completed by		Made Presentations	
	2014	2015	2014	2015	2014	2015
a. Postgraduate Degree programme						
<i>Department of Commercial Law</i>				02	01	01
<i>Department of private & Comparative Law</i>	02	03	02		02	02
<i>Department of Public & International Law</i>			01		07	08
b. Postgraduate Diploma Programme						
<i>Department of Commercial Law</i>						
<i>Department of private & Comparative Law</i>				01	01	01
<i>Department of Public & International Law</i>				01	04	04
c. Degree Programme						
<i>Department of Commercial Law</i>				01		
<i>Department of private & Comparative Law</i>					02	02
<i>Department of Public & International Law</i>					02	02
d. Diploma Programme						
<i>Department of Commercial Law</i>						
<i>Department of private & Comparative Law</i>						
<i>Department of Public & International Law</i>	01		01			
e. Certificate Programme						

<i>Department of Commercial Law</i>						
<i>Department of private & Comparative Law</i>			04	01	02	02
<i>Department of Public & International Law</i>	04		02		02	
f. Other						
<i>Department of Commercial Law</i>	05	04	02		02	07
<i>Department of private & Comparative Law</i>	09	03		02	03	
<i>Department of Public & International Law</i>	08		01		05	
Total	33	10	13	05	33	29

2.4.8 Details of Awards Received : (Please include the name and a brief description)

Subject	No of Awards		No of Academics		No of Students	
	2014	2015	2014	2015	2014	2015
a. Local Awards						
b. National Awards						
c. International Awards		01				
d. Other						
Total		01				

2.5 FACULTY OF MANAGEMENT & FINANCE

Introduction

Faculty of Management & Finance is considered to be an unique institutional setting for business education at both undergraduate and postgraduate levels. Drawing upon rich traditions of the University of Colombo, the Faculty of Management and Finance is committed to pursue excellence in research, teaching, and community services, making all efforts to be the centre of excellence for management and finance education in Sri Lanka.

Vision

A centre of excellence of knowledge society

Mission of the Faculty

Leading through high quality research, learning, training and consultancy in the field of management, business, and entrepreneurship within a creative and collaborative environment towards developing managerial competencies for betterment of the society.

The historical development of this faculty date back 1979. Initially it was established as a Department of Commerce and Management Studies which operated under the Faculty of Arts. In 1980 many stake holders were interested in converting it as a faculty. In 1994, the dream come true and Faculty of Management & Finance was established with two academic departments namely Department of Commerce and the Department of Management Studies and remain as the growing faculty of the University of Colombo.

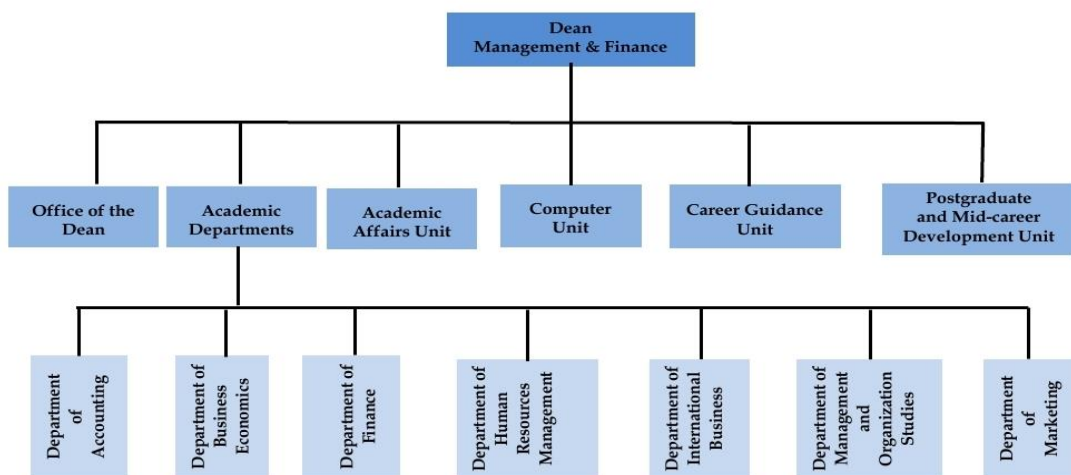
Again, in 2008, six new Departments were established. At present the faculty is incorporated into seven Departments such as Department of Accounting, Department of Human Resource Management, Department of Marketing, Department of Business Economics, Department of Finance, Department of Management and Organization Studies and Department of International Business.

In altogether seven Departments are offering eight degrees namely Bachelor of Business Administration, Bachelor of Business administration in Accounting, Bachelor of Business administration in Human Resource Management, Bachelor of Business administration in Finance, Bachelor of Business Administration in Business Economics, Bachelor of Business administration in Marketing, Bachelor of Business administration in International Business , Bachelor of Business administration in Hospitality and Leisure Management. In addition to that we offer MBA as well as MPhil/PhDs and many Diplomas.

At the moment the faculty is undergoing another major revision of programmes and restructuring faculty to get ready to meet new challenges and capitalized opportunities in the new globalized economy.

The curriculum of programmes offered by the Faculty consists of a fine teaching/learning exposure to the real business world. The programmes offered by the Faculty are regularly updated to suit with the industry requirements and to incorporate the contemporary developments in the discipline. The

programmes of the Faculty are mutually beneficial and collaboratively link with the industry. The increasing demand of programmes could be witnessed by increasing Z score requirements to secure a plan and the increasing number of foreign students' enrollment for both undergraduate and postgraduate programmes. The organizational structure of the faculty is shown in the following diagram.



The Faculty has developed a strategic plan in 2015 for next five years and the main objectives are:

- To encourage high quality disciplined-based research and scholarly publications to be on par with global standards
- To promote research collaborations and partnerships within and outside the country for maximizing common aspirations and priorities.

The strength of Faculty of Management & Finance is the excellent teaching panel with the highly recognized PhDs who are from local as well as international well recognized Universities covering multidisciplinary aspects of Management.

The students of faculty of Management & Finance, plan their career path starting from getting good picture theoretical of knowledge and industrial training and earn more credits from extracurricular activities.

Career Guidance Unit

The establishment of a Career Guidance Unit (CGU) within the Faculty of Management and Finance results from the clear necessity of proactively coaching our undergraduates to be competitive in the labour market by bridging the gap between the labour market requirements and the competencies of undergraduates/ immediate graduates.

The Unit begins attaining aforesaid aim by formalizing and administering the Industrial Training Programme of the Faculty which is part of the curriculum in Level II Semester VIII. Here, the role of the CGU is vital with the responsibilities for finding internship placements annually to the entire batch, coordinating the Industrial Training Programme including its evaluation procedure and acting as a liaison between the undergraduates and the industry. The CGU does not look upon finding internships for the undergraduates as the boundary of its responsibility, but continues its endeavors to ensure that all the immediate graduates secure permanent employment in well established organizations.

In addition to the key task stated above, this unit passionately looks forward to forging and sustaining mutually beneficial collaborations with organizations in the private, public, and non-governmental organization (NGO) sectors. Such collaboration would be forged through a number of interventions including, but not limited to, conducting assessment centers, organizing an annual career fair, bringing the corporate sector experts to dialogue with undergraduates and the academic staff on producing employable graduates, and promoting joint research with corporate sector organizations on career guidance and career counseling.

Staff Information

Dr.(Mrs.) R. Senathiraja continued as the Dean of the Faculty. Ms.S.S.Samarathunga continued as the Senior Assistant Registrar of the Faculty and Mr. UpulSeneviratnecontinued as Senior Assistant Bursar of the Faculty. Mr. SamanUyangoda was appointed as Deputy Registrar with effect from 1st October 2015.

Dr. A.A.C.Abeysingha continued as the Head of the Department of Accounting till November 30th 2015 and Dr,. T.N. Goonarate was appointed as the Acting Head with effect from 1st December 2015 to 31st December 2015. Dr.A.A.Azeezcontinued as Heads of the Department of Finance and Professor H.D.Karunanratne continued as the Head of the Department of Business Economics. Dr.(Mrs.) K.Dissanayaka continued as Acting Head of the Department of Management and Organization Studies until 19th May 2015 and from 20th May 2015 Dr.B. Nishantha was appointed as the Head of the Department of Management and Organization Studies. Dr. N.N.J.Navaratne andDr.K. Kajendra continued as the Heads of

the Departments of Human Resource Management and Marketing respectively. Dr. M.P.P. Dharmadasa continued as the Head of the Department of International Business.

There were 68 Members of the permanent academic staff comprised of 02 Professor, 02 Associate Professor, 41 Senior Lecturers, 05 Lecturers, 18 Probationary Lecturers. In addition, the Faculty has 03 Computer Instructors. There were 40 members in the non academic staff comprised of 22 permanent employees and 18 contract basis employees.

2.5.1 Details of Resources & Students

Faculty	Course	Total Students		Total Academic Staff		Total non Academic Staff	
		2014	2015	2014	2015	2014	2015
Management & Finance	BBA	1791	1780				
	MBA	160	283				
	EDBA	30	44				
	Diploma in HRM	54					
	EMBA		24				
	PGDBF	30	15				
	MPhil/PHD	21	17				
Total		2086	2163	66	76	44	37

2.5.2 Details of Local Students

a) Undergraduate Degrees

Faculty	Course	Medium	Intake		1 st Year Students		2 nd Year Students		3 rd Year Students		4 th Year students		No of Graduated	
			2014	2015	2014	2015	2014	2015	2014	2015	2014	2015	2014	2015
Management & Finance	BBA	English	420	421	415	429	518	412	422	518	436	518	404	416
Total			420	421	415	429	518	412	422	518	436	518	404	416

b) Postgraduate Degrees

Faculty	Course	Medium	Intake (No. of Students)		Current No. of Students	No. Completed			
			2014	2015		2014	2015	2014	2015
Management & Finance	MBA	English	345	283		199			
	EMBA	English		24					
	PGDBF	English	30	15		11			
	MPhil/PHD	English	21	17	17				
	EDBA	English	30						
Total			426	339	17	210			

2.5.3 Details of Foreign Students :

Faculty	Course	Medium	Intake		1 st Year Students		2 nd Year Students		3 rd Year Students		4 th Year students		No of Graduated	
			2014	2015	2014	2015	2014	2015	2014	2015	2014	2015	2014	2015
Management & Finance	BBA								02					416
	MBA			1		1		1						
	EMBA			1										
Total			-	2	-	1	-	1	02	-	-	-	-	416

2.5.4 Details of Academic Staff :

Faculty	Subject	Medium	Senior Prof.	Professor	Senior Lecture	Lecturer	Asst. Lecturer	Instructors
Management & Finance	Accounting	English			08	03	01	03
	Finance	English		01	06	05		
	MOS	English		02	08	02	01	
	HRM	English			08	02		
	Marketing	English		01	08	02		
	Business Economics	English		01	08	03		
	International Business	English				02		
Total				05	50	18	02	03

2.5.5 Details of Non-Academic Staff :

Faculty/ Branch	Most Senior	Senior Staff	Junior Staff	Minor Employees	Contract Staff
Dean's Office		01	07	01	03
Dept. Of HRM			01	01	02
Dept. of MOS			01	01	01
Dept. Accounting			01	01	01
Dept. Marketing	01			01	
Dept. Business Economics			01	01	
Dept. of International Business			01		
Dept. of Finance		01		01	
MBA Unit					12
Total	01	02	12	07	19

2.5.6 Details of Research, Innovation and Publications : (Please Include in Department wise)

Subject	Published		Commercialized		Presented	
	2014	2015	2014	2015	2014	2015
a. No of Researches						
Dept. of HRM	01	03			02	
Dept. of Finance	12					
Dept. Marketing	03	06			10	
Dept. of Business Economics	07	04			06	07
Dept. of International Business						02
b. No of Innovations						
c. No of Journals						
Dept. of Accounting		02				
Dept. of HRM						
d. No of Books						
Dept. of HRM	02	04				
Dept. of Marketing		01				
Dept. of MOS	02	01				
e. No of Articles						
Dept. of HRM	03	08				02
Dept. of MOS	07	07			06	01
Dept. of Accounting	01					05
Dept. of Marketing		06				02
Dept. of Finance		09				06
f. Others						
Dept. of HRM		02				05
Dept. of Accounting(Conference proceedings)		13				
Total	38	66			24	30

2.5.7 Details of Programme, Seminars & Workshops : (Please include in Department wise) (With reference to the academic staff)

Subject	Attended by		Completed by		Made Presentations	
	2014	2015	2014	2015	2014	2015
a. No of Postgraduate Degree programme						
Dept. of Finance	01					
b. No of Postgraduate Diploma Programme						
c. No of Degree Programme						
Dept. of Business Economics		120		120		15
d. No of Diploma Programme						
Dept. of MOS	01	01	01			
e. No of Certificate Programme						
f. Other						
Total	02	121	01	120		15

2.5.8 Details of Awards Received : (Please include the name and a brief description)

Subject	No of Awards		No of Academics		No of Students	
	2014	2015	2014	2015	2014	2015
a. Local Awards (CFA)	01				03	
b. National Awards						
c. International Awards (CIMA)	01				04	
d. Other (LIFTON AWARD)	01				03	
Inter University Quiz Competition	01				05	
Total	04				15	

2.5.9 Details of New Courses Started :

Faculty	Course	Medium	Certificate		Diploma		Postgraduate Diploma		Master		M.Phil		Ph.D	
			2014	2015	2014	2015	2014	2015	2014	2015	2014	2015	2014	2015
	DS	S				DSBM								
	ERP	E	ERP											
	Diploma in Human Resource Management	E			Diploma in Human Resource Management									

2.6 FACULTY OF MEDICINE

Introduction

The Faculty of Medicine is the second oldest medical school in South Asia and the forerunner of university education in this country. Faculty of Medicine continues have close links with the main teaching hospitals of the Ministry of Health where medical students and postgraduates train. Academics of the Faculty provide full-time consultant clinical services to several wards and clinics to over 50,000 patients annually in these hospitals, namely the National Hospital of Sri Lanka, the Lady Ridgeway Children's Hospital, and the De Soysa Maternity Hospital. Several Departments provide high quality medical laboratory and genetic services to the Ministry of Health, and the general public. Department of Forensic Medicine and Toxicology performs judicial work within six designated police areas in Colombo and any relevant cases by a court of law from anywhere in the country. The Department of Community medicine take part in the delivery of healthcare services in the University Community Health Project in the Kotte MOH area.

The Faculty has 137 members on the permanent academic staff, comprising of six Senior Professors, thirty two Professors, fifty four Senior Lecturers, forty four Lecturers and Research Officer. The extended Faculty included about ninety (90) Consultants in the National Hospital of Sri Lanka, the Lady Ridgeway Children's Hospital. the De Soysa Maternity Hospital, Castle Street Hospital for Women, Judicial Medical Officers in Colombo, Consultants and Medical Officers of the Chest Hospital Welisara, Rehabilitation Hospital Ragama, National Cancer Institute, Maharagama, Medical Officers at District Hospitals, Peripheral Units, and Municipal Dispensaries, Medical Officers of Health and about fourteen (14) General Practitioners.

At present there are 16 departments. The Departments of Biochemistry and Pharmacology branched off from the Department of Physiology, Parasitology and Microbiology from the Department of Pathology, and Paediatrics and Psychological Medicine from the Department of Medicine. There are 5 Units in addition to these departments - the Parasitic Diseases Research Unit, the Human Genetics Unit, the Molecular Biology Unit, the Curriculum Implementation Unit, the Publications Unit and the Audio-Visual Unit.

One hundred and ninety eight (198) medical students from the 2014 A/L batch and twenty six (26) Physiotherapy students from the 2013 A/L batch began their undergraduate programmes on 30th November and 9th March,, 2015 respectively. This includes eight (08) foreign Medical undergraduates who joined under the MOU between the Faculty of Medicine & the Royal Government of Bhutan and under the foreign quota. The Department of Pharmacology conducts the B.Sc. (Pharmacy) special degree programme in collaboration with the Science Faculty of the University.

The Faculty conducts several extension courses such as MSc in Biochemistry, Molecular Biology & Gene Technology, Diploma in Forensic Medicine & Science, Diploma in Pharmacy, Postgraduate Diploma in Occupational Health & Safety and Postgraduate Diploma in Health Development.

In addition to training medical graduates, the Faculty plays an important role in training paramedical staff by participating in the training programmes of the School of Radiography, School of Physiotherapy and Occupational Therapy, School of Cardiography, Optometrists Training Programme, Nurses Training Schools, and the Post Basic Nurses Training School. The Department of Pharmacology conducts the Internal Pharmacy course for the Ministry of Health and assists the Ceylon Medical College Council by conducting the External Pharmacy Examination.

We attract over Eighty (80) foreign elective students annually from the countries as listed in the following table and attended elective programmes in the departments of Clinical Medicine, Paediatrics, Surgery, Obstetrics & Gynaecology, Community Medicine, Parasitology and Forensic Medicine as at 31st December, 2015, which illustrates the prestigious position of the Faculty and is a source of revenue generation.

Country	University / College / Medical School	No.
Australia	Monash University (03)	18
	The University of Western Australia (01)	
	Flinders University (03)	
	Deakin University (04)	
	University of Notre Dame (03)	
	The University of Queensland (01)	

	The University of Melbourne (02)	
	University of New South Wales (01)	
France	Paris V Descartes (02)	2
Germany	Ruprecht-Karls Universität Heidelberg (02)	2
Malaysia	International Medical University (02)	7
	University of Nottingham (02)	
	University Kuala Lumpur Royal College of Medicine Perak (03)	
New Zealand	University of Otago (02)	2
Singapore	National University of Singapore (02)	2
Sweden	Riga Stradins University (01)	12
	Lund University (11)	
United Kingdom	University of Oxford (07)	40
	Cardiff University (02)	
	University of Bristol (02)	
	Imperial College London (04)	
	University of Birmingham (05)	
	University of East London (01)	
	Newcastle University (03)	
	University of sheffield (01)	
	Plymouth University (09)	
	University of Leeds (01)	
	King's College London (02)	
	University of Cambridge (01)	
	University of Southampton (01)	

	Brighton and Sussex Medical School (01)	
USA	Nova Southeastern University (01)	3
	Emory University (01)	
	University of Notre Dame (01)	
Total		88

The Faculty of Medicine continued under the Deanship of Professor J Perera who was elected as the Dean of the Faculty on 20th February, 2015. Mr. PMS Bandara, and Ms. RAVS Perera, continued as Deputy Registrar and Senior Assistant Bursar respectively whilst Mr. NS Talagune, Assistant Registrar worked until 17th December who left the Faculty on 18th December, 2015 with his promotion.

With a student population of over one thousand three hundred and seventy four (1,374), and academic and non-academic staff amounting to about three hundred and eighty (380), space is an acute problem in the Faculty. The Department of Allied Health Sciences which conduct the B.Sc. Physiotherapy programme, is located away from the Faculty premises in a rented house. However, construction works of the second stage of the Pre-Clinical Building which started in April, 2014 and expected to complete before 30th of May, 2016 and initiatives are being taken to start the final stage towards the latter part of the year 2016.

The Following are the major achievements/events during the year under reviewed.

Students Activities

- “Wassana Diyawara” which is organized by the Medical Faculty Buddhist Association to help needy people was successfully completed at Bateyaaya and Kandilpaana villages of Deniyaaya, Matara district, with the participation and cooperation of a number of consultants from National Hospital and many other hospitals as well as the academic staff members of the Medical Faculty.
- “Ninnada”, the annual concert which was organized by the 2010 A/L batch of students was held at the BMICH, Colombo on the 19th March, 2015.
- Students Involved in Rational Health Activities (SIRHA) represented our faculty in the workshop on Universal Health Care, Anti-Microbial Resistance & Access to Medicines organized by the Third World Network on 6th and 7th of April 2015 at Kuala Lumpur, Malaysia.
- Medical Students’ Hindu Society of the Faculty organized its annual Health Education and Medical Camp at Udappu Maha Vidyalayam, Puttalam on 8th and 9th of August 2015.

- Team that represented the Faculty at the above quiz which was organized by the Faculty of Medicine, University of Malaysia and held on the 13th and 14th of August, 2015 was placed the second runner up out of 91 teams representing 21 countries.
- Medical Camp was organized by Muslim Majilis of our faculty on 30th of August at Ambalanduwa, Panadura.
- Annual Blood Donation Camp organized by Buddhist Association and A/L 2013 batch was held on 3rd of September at Junior Common Room
- “Physiotherapy Day” organized by the students of the Allied Health Sciences Unit of our Faculty was held on September 10th 2015 at the Surgery lecture hall. A Biology Quiz was conducted among the A/L students representing nearly 30 schools all over the island.
- Association of Wildlife & Photography of our faculty organized its annual photography competition and exhibition on September 8th and 9th 2015 in the Junior Common Room for the third consecutive year.
- Anatomy Society of the Faculty organized an Anatomy quiz for the second consecutive year for A/L students from schools representing all over the island . The event was held on September 20th 2015.

Donations:

1. Financial contribution the 1964 batch to the Faculty for providing bursaries for twenty-eight medical students for their entire duration of the undergraduate course.
2. Donation by, former Professor of Psychiatry, Dr CP Wijesinghe worth over One Million to the Medical Students’ Financial Assistance Scheme was reported to the Faculty Board by Chairperson /MSFAS Dr Dinithi Fernando.
3. A sum of Rs 74,000.00 was donated to be awarded to five medical students by the Migara Ranatunga Trust for the year 2015.
4. Dr. Asini Gunawardana who is now practicing in USA deposited Rs.40,000/- to the Medical Faculty Account as a donation for the Financial Assistant Scheme.
5. The Class of 1980 had donated a sum of Rs 75,000 to the Faculty Medical Library for purchase of books.
6. Dr Ruwanmali De Silva, Consultant Anesthetists in UK and the Alumni donated 61 BNFs to be given to medical students
7. Rs. 500,000.00 by 1964 batch was received for establishment of the Publication Unit.

2.6.1 Details of Staff Achievements:

Award and Prizes:

1. Professor Mangala Gunatilake has won several awards for the year of 2014: ZONTA Woman of Achievement award for Education in 2014; National Award for Science & Technology Achievements under Excellence in Multidisciplinary team efforts in the application of S&T in the National Science Foundation in 2014; Merit Award for Science & Technology Achievements under Outstanding Leadership in introducing technologies awarded by the National Science Foundation in 2014; and National Research Council Merit Award Science Publication in 2010.

2. Mr Dilanka Fernando (MSc, Graduate in Chemistry, M.I.Chem.C) has been awarded MIU Sultanbawa Award-2014 (institute of Chemistry Ceylon) for his research paper titled as “In vitro radical scavenging properties, anti-inflammatory and alpha-amylase inhibitory activity of Eriocaulon quinquangular aqueous extract.” The study was supervised by Prof Preethi Soysa, Department of Biochemistry and Molecular Biology.
3. Best poster award at the 12th Annual Academic Sessions of the Sri Lanka College of Psychiatrists was won by Ms Uthpali Mannapperuma, Lecturer in Pharmacy and PhD student of the Department of Pharmacology. Other authors are Professor Priyadharshani Galappaththy, Professor Varuni de Silva, Dr Anupama Annalingam, Professor Raveen Hanwella, Dr Jayan Mendis and Professor R L Jayakody.
4. Nutrition Investigator Award was awarded to Dr PHIU Waidyatilaka at the Asian Congress of Nutrition held in Yokohama, Japan.
5. Best poster award at the 12th Annual Academic Sessions of the Sri Lanka College of Psychiatrists was won by Ms Uthpali Mannapperuma, Lecturer in Pharmacy and PhD student of the Department of Pharmacology and Pharmacy.
6. The under mentioned members from our Faculty were recipients of the President’s Research Awards.

Department	Presidential Awards	Presidential Merit Awards
Biochemistry	Prof. Sunethra Atukorala, Dr. Pulani Lanerolle, Dr. Indu Waidyatilaka	Dr. Makuka de Lanerolle Dias Dr. ST Thoradeniya
Community Medicine	Dr. Carukshi Arambepola, Dr. Dulani Samaranayake	-
Clinical Medicine	Prof. Ariarane Gnanathasan, Prof. Senaka Rajapakse, Dr. Prasad Katulanda, Dr. GR Constantine, Dr. Thashi Ghang, Dr. Chathuraka Rodrigo	-
Microbiology	Prof. AJ Perera	-
Obst & Gynaecology	Prof. HM Senanayake	-

Parasitology	Prof. Deepika Fernando	-
Pharmacology	Prof. P Galappatthy Dr. Priyanga Ranasinghe	-
Physiology	Dr. Dilshani Dissanayake Dr. Angela De Silva	Dr.S Wasalathanthri
Psychological Medicine	-	Prof.Raveen Hanwella Prof. Varuni de Silva
Surgery	-	Prof.DN Samarasekera Dr.DP Wickramasighe
Human Genetic Unit	Prof. Rohan Jayasekara Prof. Vajira HW Dissanayake, Dr. Dulika Simathipala	
MEDARC		Dr.IM Karunatileke

7. Awards Drs Jithangi Wanigasinha and Ruwangi Dissanayake received the following awards at at the Sri Lanka College of Paediatricians 18th Annual Scientific Congress held from 30th July to 02nd August 2015.

- 7.1 Best Oral Presentation - Outcome of bone marrow transplants performed for children with transfusion dependent Thalassaemia in Sri Lanka: Ruwangi Dissanayake , LV Gooneratne, A Jayawardena, G Jayaweera, A Abayadeera, M Samarasinghe, P Chandrasiri, VHW Dissanayake, T Weerasinghe, C Zuanelli Brambilla, N Manna, LB Faulkner.
- 7.2 Dr, Gaminin Karunarne Award for the Best Paper from the outstations - Estimation of prevalence of epilepsy in children in the Ampara district: J Wanigasinha, C Arambepola, R Murugupillai, T Chang.

8. Research paper “A diagnostic model for leptospirosis for use in resource limited settings co-authored by Senaka Rajapakse of the Department of Clinical Medicine won the Karunadasa Rajasuriya, Prize for Tropical Medicine at the SLMA Annual Academic Sessions 2015.

9. Best research presentation award at International Conference on gastrointestinal and soft tissue pathology organized by the College of Pathologist of Sri Lanka and the Sri Lankan British School of Pathology for paper titled “Pathology of Second Trimester pregnancy losses; a Pathological

evaluation of 102 autopsies and placental tissue” by Priyani AAH, Ranaweera GG and de Silva MVC, and: Tennakoon HD, Perera NR.

10. Daphne Attygalle prize for the best paper in cancer by MDS Lokuhetti, MIM De Zoysa, NV Chandrasekaram, YINS Gunawardene, RS Dissanayake for paper titled “Development of modified mismatch PCR-RFLP to screen mutations in codon 12 and 13 of K-ras gene of colorectal (CRC) patients in Sri Lanka at the 128th Anniversary International Medical Congress of Sri Lanka Medical Association 2015.

11. The research entitled “Assessment of distance from skin surface to muscle to evaluate the risk of intramuscular insulin injection at potential insulin injection sites among Sri Lankan adults” by Faculty’s research team comprising Professor Kusum de Abrew, U Liyanage, ES Wijewickrama, CK Liyanage, Gunawardena N, DS Werapitiya, MDMS Wijayabandara, BCTANWMRCS Kempitiya, A Aravithan, LMDT Jayasekara was awarded the First Prize of the poster presentation session at the 7th annual Academic Sessions 2015 of the Endocrine Society of Sri Lanka in collaboration with Endocrine Society USA.

12. Award of PhD in Social Work: Ms Anula Ratnayake, Senior Instructor in Social Work attached to the Department of Psychological Medicine has been awarded a PhD in Social Work by the University of Ljubljana, Slovenia for the thesis entitled: Mental health and family in Sri Lanka.

13. Professor K N Seneviratne Memorial Award for Physiology: Mr RSPK Lakmal (MFC/AL/2012/0090) of the A/L 2012 batch was awarded on the basis of the End of Stream Examination of the Basic Sciences Stream held in January 2015. A cash award worth of Rs 50,000 was handed over to him at the KN Seneviratne Memorial Oration which was held on November 27th 2015 at the Faculty of Medicine.

14. The Toastmasters International Speech Craft Programme at the Faculty: twenty one participants from departments and units of the faculty successfully completed the programme and received the ‘Competent Communicator’ certificate from Toastmasters International.

15. “Susevabhimani Sammana” – 2015: Dr Chamari Weeratne of the Department of Pharmacology was awarded for her research.

16. Dr. Mahesh Rajasuriya, Senior Lecturer of the Department of Psychological Medicine won the BMJ Healthcare Journalist of the Year Award for 2015.

17. Professor S Sri Ranganathan has co-authored a chapter titled “Rational use of medicines for children in the developing world: current status, key challenges and potential solutions” in a book named “Optimizing treatment for children in the developing world” published by Springer International.

18. The Wilson Peiris Prize was awarded to Dr. Jithangi Wanigasinghe at the SLMA annual scientific sessions for the presentation “Wanigasinghe J, Sri Ranganathan S, Sumanasena S, Mohandiram E, Attanapola G – Randomised, single blind clinical trial on intramuscular long acting ACTH versus oral prednisolone for long term control of epileptic spasms”

19. Dr. Waidyatilaka PHIU, Professor Atukorala S, and Dr. Lanerolle P of the Department of Biochemistry and Molecular Biology and Dr. De Silva A of the Department of Physiology have been awarded the Sir Nicholas Attygalle Prize for the presentation on “Effectiveness of a lifecycle modification programme on reducing cardiometabolic risk makers in urban Sri Lankan woman with prediabetes” at the 128th Anniversary International Medical Congress of the Sri Lanka Medical Association.

2.6.2 Conferences, Workshops and Meetings

1. Train the trainers’ workshop on ‘Helping Others Learn Research Communication to the academic staff was held on 3-4th March 2015 in the Board room of the Faculty of Medicine. Resource person Prof. Barbara Gastel from the University of Texas, USA.
2. An academic partner for the International Conference on Public Health which was organized by the Management Science University, Malaysia and Saw Swee Hock School of Public Health, National University that host the conference in Sri Lanka.
3. ‘Longitudinal study on health and illness of doctors’ was delivered by Prof. Padmini D Ranasinghe, Director, Hospital Education Programs and Assistant Professor of Medicine, Johns Hopkins Hospital, USA on 15th July 2015.
4. International Conference on Maternal and Child Nutrition, was held on 23 and 24 November, 2015 at the Kingsbury, Colombo which is jointly organized by the University of Colombo, South Asia Infant Feeding Research Network, UNICEF in collaboration with the Ministry of Health, Department of Foreign Affairs & Trade, Australian High Commission and the University of Sydney. This conference is chaired by Professor Michael Dibley from the University of Sydney and co-chaired by Dr. Upul Senarath, Senior Lecturer in Community Medicine and Dr. Renuka Jayatissa, Nutrition Specialist UNICEF.
5. The faculty delegation under the leadership of Professor Lakshman Dissanayake, the Vice Chancellor, Dr. Manuj C Weerasinghe, Dr. Indika Karunathilake, and Dr. Shreenika Waliange attended the 47th APACPH Conference held from 20th to 23rd in Bandung Indonesia.

2.6.3 Details of Resources and Students

Faculty	Course	Total Students		Total Academic Staff		Total non-academic Staff	
		2014	2015	2014	2015	2014	2015
Medicine	MBBS	1029	1227	128	130	225	231
	BSc Physiotherapy	152	147	07	07	04	04

2.6.4 Details of Local Students

a) Undergraduate Degrees

Course	Medium	Intake		1 st Year Students		2 nd Year Students		3 rd Year Students		4 th Year Students		5 th year Students		No of Graduated	
		2014	2015	2014	2015	2014	2015	2014	2015	2014	2015	2014	2015	2014	2015
MBSS	English	1029	1227	193	190	190	193	193	201	205	190	198	197	193	201
BSc Physiother		152	147	30	31	35	30	26	25	36	26	--	--	27	59

a. Foreign Students (Undergraduate Degrees)

Course	Medium	1 st Year Students		2 nd Year Students		3 rd Year Students		4 th Year Students		5 th year Students		No of Graduated	
		2014	2015	2014	2015	2014	2015	2014	2015	2014	2015	2014	2015
MBSS	English	7	8	8	7	10	8	11	10	10	11	4	7

b. Postgraduate Degrees

Faculty	Course	Medium	Intake (No. of Students)		Current No. of Students	No. Completed	
			2014	2015		2014	2015
Medicine	MSc Clinical Genetics	English		7	9	5	
	MSc Genetics	English		1	1	9	

	Diagnostics						
	MSc Regenerative Medicine	English		--	4	--	
	Diploma in Pathology	English	12	07	07	05	01
	MD Pathology	English	03	03	02	03	03
	MSc in Biochemistry Molecular Biology	English		15	14	03	07
	PhD	English	0	0		2	2
	M.Phil.	English	0	0		2	1
Total			15	33	37	29	14

2.6.5 Details of Foreign Students :

Faculty	Course	Medium	Intake		1 st Year Students		2 nd Year Students		3 rd Year Students		4 th Year students		No of Graduated	
			2014	2015	2014	2015	2014	2015	2014	2015	2014	2015	2014	2015
	MSc Clinical Genetics	English		1		1							1	
	MSc Genetics Diagnostic	English											2	
Total				1		1							2	

2.6.6 Details of Academic Staff :

Faculty	Subject	Medium	Senior Prof.	Professor	Senior Lecturer	Lecturer	Senior Research Officer
Medicine	MBBS	English	6	32	54	44	1

2.6.7 Details of Non-Academic Staff :

Faculty	Most Senior	Senior Staff	Junior Staff	Minor Employees	Contract Staff
Medicine	45	53	52	53	32

2.6.8 Details of Research, Innovation and Publications : (Please Include in Department wise)

Subject/ Numbers	Published		Commercialized		Presented	
	2014	2015	2014	2015	2014	2015
a. Researches	61	14			96	114
b. Innovations	0	0			43	0
c. Journals	2	31			1	12
d. Books	8	8			0	0
e. Articles	41	67	5		123	156
f. Others	4	52			29	10
Total	116	172	5		292	292

**2.6.9 Details of Programme, Seminars & Workshops : (Please include in Department wise)
(With reference to the academic staff)**

Subject/ Numbers	Attended by		Completed by		Made Presentations	
	2014	2015	2014	2015	2014	2015
a. Postgraduate Degree programme	8	5	3	0	19	12
b. Postgraduate Diploma Programme	45	25	34	1	13	5
c. Degree Programme	3	1	0	2	3	6
d. Diploma Programme	157	165	123	99	13	25
e. Certificate Programme	1542	1759	969	324	509	144
f. Other	125	82	116	16	18	21
Total	1880	2037	1245	442	575	213

2.6.10 Details of Awards Received : (Please include the name and a brief description)

Subject	No of Awards		No of Academics		No of Students	
	2014	2015	2014	2015	2014	2015
a. Local Awards	15	20	8	1	1	2
b. National Awards	32	9	7	3	4	1
c. International Awards	2	3	1	1	0	0
d. Other	2	2	1	1	0	0
Total	51	34	17	6	5	3

2.6.11 Details of New Courses Started :

Faculty	Course	Medium	Certificate		Diploma		Postgraduate Diploma		Master		M.Phil		Ph.D	
			2014	2015	2014	2015	2014	2015	2014	2015	2014	2015	2014	2015
Medical	e-learning course in infection prevention & control	English	27	14										

2.7 FACULTY OF SCIENCE

Vision Statement

To be a centre of scientific and technological excellence nationally and internationally

Mission Statement

To develop honest, adaptable productive citizens: with multidisciplinary knowledge, creative thinking and analytical skills with a high degree of civic conscientiousness. To articulate and promote interaction with public and private sector and society at large, with the view to contributing towards the development of the nation. To institute mechanism for partnership programs for improving resources and infrastructure facilities.

Achievements

Prof. K.R.R.Mahanama served as the Dean of the Faculty of Science and the Faculty has successfully carried out its academic activities during the year under review.

2015 student intake was 433 from all 4 streams of Physical science, Biological sciences, Biochemistry & Molecular Biology and Industrial Statistics & Mathematical Finance. Undergraduates and Postgraduate output of the faculty during the year 2015 was 227 & 184 respectively. Three foreign students were admitted to the faculty under the Government of Sri Lanka Presidential Scholarships for Foreign Students 2014/15, during the year under review.

Faculty was able to conduct several Curriculum Development Workshops with the participation of the Industry expertise during this year. The Faculty was also able to introduce three more 4G themes to the curricular during 2015 which in turn makes the total number of eight 4G themes. The Faculty research sessions in line with the Annual Research Symposium of the University was successfully held during the year 2015 under three different sessions, Biological Sciences, Chemical Sciences and Physical Sciences and 35 abstracts on postgraduate research were presented.

Two External Degree Programs, B.Sc. in Financial Engineering and B.Sc. in Electronics and Automation Technologies was successfully carried out during the year 2015.

Postgraduate Student Information System – PG SiS was successfully developed and executed during 2015. Department of Statistics of the Faculty of Science established Centre for Data Science. The Faculty also took an initiative to establish Student Enterprise Development Centre (SEDC) under HETC – QIG/W3. Research and Development Center for Mathematical Modelling of the Department of Mathematics held its second International Forum for Mathematical Modeling during the year 2015.

The Faculty was also able to take initiatives to commence Sinhala and Tamil Language Training Courses for the first year students during their orientation which will be held in January 2016 with the cooperation from the Department of National Languages.

A Large number of Academic Staff and students of the faculty won awards, medals at numerous prestigious award ceremonies nationally and internationally during the year 2015. Thirty faculty domain coordinators of the Self Evaluation Report – SER, successfully completed faculty report in 2015. Quality Assurance Cell of the faculty was re-activated in the year 2015 and the faculty was able to set up a question bank to conduct on-line assessments with the contributions made by all seven departments.

The Faculty recommended to award an Honorary Doctorate to Prof. GV Coorey of Uppsala University, Sweden considering his service rendered to the Department of Physics.

2.7.1 Details of Resources & Students

Faculty	Course	Total Students		Total Academic Staff		Total non Academic Staff	
		2014	2015	2014	2015	2014	2015
Science		1605		131		90	
Total		1605		131		90	

2.7.2 Details of Local Students

a) Undergraduate Degrees

Faculty	Course	Medium	Intake		1 st Year Students		2 nd Year Students		3 rd Year Students		4 th Year students		No of Graduated	
			2014	2015	2014	2015	2014	2015	2014	2015	2014	2015	2014	2015
Science	Physical		240		221		223		139					
	IS & FM		60		60		71		47					
	Bio Sci.		125		123		107		45					

	MB		60	47	35	32		
	B.Sc (Sp)					201	180	
	IT Major						74	
Total			485	451	436	464	254	354

b) Postgraduate Degrees

Faculty	Course	Medium	Intake (No. of Students)		Current No. of Students	No. Completed			
			2014	2015		2014	2015	2014	2015
Science	Applied Electronics	English	40		40	80		14	14
	Physics Education	English	20		-	20		--	
	M.Sc. in Analytical Chemistry	English	35	36	36				
	M.Sc. in Applied Organic Chemistry	English	20	24	24				
	M.Sc. in Chemistry Education	English	19	14	14				
	M.Sc. in Env. Science	English		15	15				
	M.Sc/PG Diploma in Financial Maths	English	49	52	48 51	N/A		N/A	
	M.Sc/PG Diploma in Maths Education	English	31	35	25 34	N/A		N/A	
	M.Sc in Nuclear Science	English		14	14				
	M.Sc in Medical Physics	English		23	23				

	MSc in Applied Statistics	English	35	42	77		
	MSc in Actuarial Science		21		21		
	M.Sc. in Plant Cell & Tissue Culture 2014	English		04		02	

2.7.3 Details of Foreign Students:

Faculty	Course	Medium	Intake		1 st Year Students		2 nd Year Students		3 rd Year Students		4 th Year students		No of Graduated	
			2014	2015	2014	2015	2014	2015	2014	2015	2014	2015	2014	2015
Science	M.Sc in Medical Physics	English		01										
	M.Sc in Nuclear Science	English		01										
	M.Sc in Applied Statistics	English	01	02		02	01							
	Undergraduate-Biochemistry & Molecular biology	English	03											
Total			04	04	02		01							

From the Department of Nuclear Science and Statistics only

2.7.4 Details of Academic Staff :

Faculty	Subject	Medium	Senior Prof.	Professor	Senior Lecture	Lecturer	Asst. Lecturer	Instructors
Science	Physics	English	02	04	09	01	02 (Temporary)	17 (Temporary) (Research Assistant)
	Chemistry	English	03	07	11	01		
	Zoology	English	-	07	08		02	11
	Mathematics	English	-	-	16	08	06	05
	Nuclear Science	English	-	01	02	01	-	02
	Plant Sciences	English	02	02	07	02	03	17
	Statistics	English	-	02	08	09	05	07
Total			07	23	61	22	18	60

2.7.5 Details of Non-Academic Staff :

Faculty/ Branch	Most Senior	Senior Staff	Junior Staff	Minor Employees	Contract Staff
Dean's Office	02	03	03	03	04 (trainee)
Physics	-	04	05	13	01 (trainee)
Chemistry	04	01	17	02	
Zoology	01	02	05	07	
Mathematics	01	-	-	03	
Nuclear Science	01	03	-	01	
Plant Sciences	01		03	03	11
Statistics	-	-	01	01	
Total	10	13	34	33	16

2.7.5.1 Details of Research, Innovation and Publications : (Please Include in Department wise)

Subject/ Numbers	Published		Commercialized		Presented	
	2014	2015	2014	2015	2014	2015
a. Researches						
<i>Department of Plant Sciences</i>					04	
<i>Department of Chemistry</i>	04	03			01	02
<i>Department of Physics (Conference)</i>	30	23			30	23
<i>Department of Statistics</i>	19	12				
b. Innovations						
<i>Department of Physics</i>		01				
c. Journals						
<i>Department of Plant Sciences</i>	04					
<i>Department of Physics</i>	17	25				
<i>Department of Statistics</i>		04				
d. Books						
<i>Department of Chemistry</i>	03	07				
<i>Department of Physics</i>		01				
e. Articles						
<i>Department of Zoology</i>		11				02
<i>Department of Plant Sciences</i>	01	01			01	
<i>Department of Chemistry</i>	09	03			01	05
<i>Department of Physics</i>	01	02				
<i>Department of Mathematics</i>	22				22	
<i>Department of Statistics</i>	08					

f. Others			
<i>Department of Zoology</i>	28		09
<i>Department of Nuclear Science</i>	04		
<i>Department of Plant Sciences</i>	20		
<i>Department of Chemistry</i>	02		
<i>Department of Statistics(Abstracts)</i>	05		
Total	122 148		59 41

2.7.6 Details of Programme, Seminars &Workshops: (Please include in Department wise) (With reference to the academic staff)

Subject/Numbers	Attended by		Completed by		Made Presentations	
	2014	2015	2014	2015	2014	2015
a. Postgraduate Degree programme						
<i>Department of Zoology</i>		04		04		12
<i>Department of Statistics</i>	02	03				
<i>Department of Plant Sciences</i>	01	02		01	01	02
b. Postgraduate Diploma Programme						
<i>Department of Zoology</i>		04		04		
<i>Department of Plant Sciences</i>	01				01	
c. Degree Programme						
<i>Department of Zoology</i>		01		01		
<i>Department of Statistics</i>	02					
<i>Department of Plant Sciences</i>	02				02	

d. Diploma Programme			
<i>Department of Zoology</i>	02	02	
e. Certificate Programme			
<i>Department of Zoology</i>	02	02	
<i>Department of Nuclear Science</i>	01		
<i>Department of Statistics</i>	04		
<i>Department of Plant Sciences</i>	04	04	
f. Other			
<i>Department of Chemistry</i>			03 04
<i>Department of Zoology</i>			04
<i>Department of Statistics</i>	03		
Total	15 23	04 14	07 22

2.7.8 Details of Awards Received :

Subject	No of Awards		No of Academics		No of Students	
	2014	2015	2014	2015	2014	2015
a. Local Awards <i>Department of Chemistry</i> <i>Department of Statistics</i>	01 01	01				
b. National Awards <i>Department of Physics</i> <i>Department of Zoology</i> <i>Department of Statistics</i>	03 01	01 02				
c. International Awards <i>Department of Physics</i>	01					
d. Other <i>Department of Statistics</i>	01					
Total	08	04				

2.7.9 Details of New Courses Started :

From the Department of Mathematics, Nuclear Science and Statistics only)

Faculty	Course	Medium	Certificate		Diploma		Postgraduate Diploma		Master		M.Phil		Ph.D	
			2014	2015	2014	2015	2014	2015	2014	2015	2014	2015	2014	2015
Physics	Post graduate	English									7	5		
Chemistry	M.Sc. in Analytical Chemistry	English							01	01				
	M.Sc. in Applied Organic Chemistry	English							01	01				
	M.Sc. in Chemistry Education	English							01	01				
	Natural Product Chemistry	English									01			
	Biochemistry	English											02	
Plant Sciences	Post graduate								01		02			

2.7.10 Details of Projects (Local/ Foreign Funded) :

Departments	Name & Details	Loan/ Grant	Funding Agency #	TCE Rs.	RFA Rs.	DF Rs.
Physics	NRC 15-004	Grant	NRC	5,000,000		
	2014/RG/10	Grant	University	780,000		
	2014/RG/08	Grant	University	3,000,000		
	NRC 15-032	Grant	NRC	4,800,000		
	2012/CG/24	Grant	University	3,000,000		
	2014/RG/9	Grant	University	3,000,000		
	2015/RG/3	Grant	University	3,000,000		
	HETC/QIG/W3	Grant	World Bank	6,000,000		
Chemistry	Development and characterization of natural corrosion inhibitors using plants available in Sri Lanka AP/3/3/2015/SG 28	Grant	UOC			
	NRC Grant 1517	Grant	NRC			
	University infrastructure development grant AP/3/2/2015/IDG /10	Grant	UOC			
	Small research grant AP/3/2/2015/SG/ 26	Grant	UOC			
	NRC Mega grant	Grant	NRC			
	Equipment grant RG/2014/EQ/01	Grant	Equipment			
Zoology	NRC	Grant	NRC			34012 10.00
	Small Research	Grant	UOC			50000 0.00
	NSF	Grant	NSF			4 mil.
	NRC	Grant	NRC			3 mil
	RG/2015/45/01	Grant	NSF			2.98 mil

	RG/2012/NRB/02	Grant	NSF			1.1 mil
	AP/3/2/2014/RG/06	Grant	UOC			2.8 mil
	APN Seed Grant	Grant	APN, Japan			1.2 mil.
	NRC Grant 13-164	Grant	NRC			1.14 mil.
	2012/CG/32	Grant	UOC			2.9
	12-053 NRC	Grant	NRC			4.5 mil.
	Small Grant	Grant	S			0.5 mil.
Statistics	Prof M.R. Sooriyarachchi Collaborative Research Grant, 2014, UOC.	Grant AP/3/2/2014/RG/03	UOC			2,310,000.00
	Mrs. A.A. Sunethra Postgraduate Research Scholarships 2012, UOC	Grant AP/3/2012/PG/04	UOC			1,290,000.00
	Dr. C.D. Tilakaratne Collaborative Research Grant, 2012, UOC.	Grant AP/03/2012/CG/16	UOC			2,992,600.00
	Dr. M.D.T. Attygalle Collaborative Research Grant, 2011, UOC	Grant AP/03/2011/CG/04	UOC			2,899,500.00
	Mr.R.A.B. Abeygunawardana Postgraduate Research Scholarships 2012, UOC	Grant AP/3/2011/PG/17	UOC			798,000.00

2.7.11 Details of Project Expenditure (Local/ Foreign Funded)

Departments	Name	TCE Rs.	Exp in 2014 Rs.	Exp in 2015 Rs.	Cumulative Exp as at 31.12.2015	% of Physical Progress
Physics	2014/RG/10	780,000		82,600	82,600	20%
	2014/RG/08	3,000,000	1,263,926	270,471	1,534,398	50%
	NRC 15-032	4,800,000				
	2012/CG/24	3,000,000			3,000,000	100%
	2014/RG/9	3,000,000				
	2015/RG/3	3,000,000				
	HETC/QIG/W3	6,000,000			6,000,000	100%
Zoology	Small Res. Grant			98443.28	98443.28	
	NRC			90,000.00		
	APN Seed Grant		.	0.3 mil.		
	NRC			1 mil.		
Statistics	Prof M.R. Sooriyarachchi		0.00	358,882.00		15%
	Mrs. A.A. Sunethra		43,005.00	286,550.00		44%
	Dr. C.D. Tilakaratne		1,169,591.00	341,250.00		71%
	Dr. M.D.T. Attygalle		408,882.39	738,381.00		83%
	Mr.R.A.B. Abeygunawardana		57,000.00	400,000.00		75%

2.8 SRI PALEE CAMPUS

Introduction

The Sri Palee Campus was established in 1996 as the Western Campus and subsequently changed its name as the “Sri Palee Campus” and affiliated to the University of Colombo from 11th 1998 in terms of Section 27 (1) of the Universities Act No. 16 of 1978.

The Campus continued to function with two Departments namely, the Department of Mass Media, Department of Performing Arts and newly established two Departments as a Department of Language Studies and Department of Computer Studies on behalf of Language Division and Computer Studies Division in the year 2015. Inadequate senior academic staff hindered the process of elevating these four Departments to the status of Faculties.

Dr. Tudor Weerasinghe continued his function up to 17th March 2015 and Dr. R.N.C.K Hettiarachchi newly appointed as the Rector of the Sri Palee Campus since 18th March 2015.

All academic and administrative decisions were taken in consultation with the Campus Board and the composition of the Campus Board during the year was as follows:

The Rector - Dr. R.N.C.K Hettiarachchi

Members nominated by the Council -

Mr. Wijeyananda Jayaweera – from 09.12.2015 up to 13.09.2017

Dr. Edwin Ariyadasa – From 14.09.2014 up to 13.09.2017

Members nominated by the Senate-

Professor Agalakada Sirisumana Thero – From 26.05.2013 to 25.05.2016

Dr. N.N.J. Nawarathna – From 05-07-2013 to 04/07/201

Head of the Departments –

Dr. Pradeep Nishantha - Department of Mass Media

Mr. W.A.S.B. Fonseka - Department of Performing Arts

Dr. G.D.D.K. Sri Ranjan, Department of Computer Studies

Dr. K.V. Dhanapala, Department of Languages

Staff Information

Dr. R.N.C.K Hettiarachchi was appointed as the Rector of the Campus in year 2015, Ms. L.P. Gunawardana continued as the Senior Assistant Registrar, Ms. H.T.I Sanjeewanie as the Senior Assistant Bursar, and Miss. G.N. Jayasinghe as the Assistant Registrar in Sri Palee Campus 2015. During the year under review, Dr. Pradeep Nishantha was newly appointed as the Head of the Department of Mass Media and Mr. W.A.S.B. Fonseka continued to function as the Head of the Department of the Performing Arts.

Further Dr. G.D.D.K. Sri Ranjan appointed as the Head/ Dept. of Computer Studies and Dr. K.V. Dhanapala appointed as the Head/ Languages for the new two Departments which was newly established in Sri Palee Campus 2015.

The total employment strength during the year 2015 was 87. This total consists of the Rector 03 Administrative, 25 Academics, 05 Academic Supporters, 02 Technical Staff and 67 Non-Academic Staff.

2.8.1 Details of Resources & Students:

Faculty	Course	Total Students		Total Academic Staff		Total non Academic Staff	
		2014	2015	2014	2015	2014	2015
Mass Media	Mass Media	307	305	10	13	02	02
Performing Arts	Performing Arts	313	318	07	07	03	03
Total		620	623	17	20	05	05

2.8.2 (a) Details of Local Students – Undergraduate Degrees

Faculty	Course	Medium	Intake		1 st Year Students		2 nd Year Students		3 rd Year Students		4 th Year Students		No. of Graduated	
			2014	2015	2014	2015	2014	2015	2014	2015	2014	2015	2014	2015
Mass Media	B.A. Special Degree in Mass Media	Sinhala	75	72	75	72	85	72	73	85	74	73	70	64
Performing Arts	B.A. Special Degree in Performing Arts(sp)	Sinhala	73	78	73	78	92	78	75	92	73	75	70	65
Total			148	150	148	150	177	150	148	177	147	148	140	129

(b) Postgraduate Degrees :

Faculty	Course	Medium	Intake(No. of Students)		Current No. of Students		No. completed			
			2014	2015	2014	2015	2014	2015	2014	2015
Mass Media	Post Graduate Diploma	Sinhala	33		-	-	-	-	-	-
Mass Media	M.A. in Mass Media	Sinhala		12	-	-	-	-	-	-

2.8.3 Details of Academic Staff:

Faculty	Subject	Medium	Senior Prof.	Professor	Senior Lecturer	Lecturer	Asst Lecturer	Instructors/ Computer Programmer
Dept. of Mass Media	-	Sinhala	-	-	06 (01-Study Leave)	03 (01-Study Leave)	-	01- Instructor 01- Com. Programmer 01- Asst. Network Man.
Dept. of Performing Arts	-	Sinhala	-	-	04 (01-Study Leave)	04	-	-
Total					10	07	-	03

2.8.5 Details of Non-Academic Staff:

Faculty/Branch	Most Senior	Senior Staff	Junior Staff	Minor Employees
Dept. of Mass Media	-	-	01	01
Dept. of Performing Arts	01	-	-	02
Dept. of Language Studies	-	-	-	-
Dept. of Computer Studies	-	-	-	01
Finance Branch	03	-	04	01
Establishment Branch /Exam	02	06	05	08
Library	01	01	01	03
Health Centre	-	-	01	02
Security Section	-	-	-	08
Maintenance	-	01	01	13
Total	07	08	13	39

2.8.6 Details of Recurrent Expenditure:

Subject	2014 Rs.	2015 Rs.
a. Personal emoluments	76,821,423.99	93,112,972.94
b. Traveling	122,116.00	112,972.94
c. Supplies	4,269,216.49	5,624,911.69
d. Maintenance	1,265,427.05	1,548,247.25
e. Contractual Services	14,257,831.51	15,229,469.20
f. Other	14,778,296.39	15,048,099.93
Total	111,514,311.43	131,260,218.98

2.8.7 Details of Capital Expenditure:

Subject	2014 Rs.	2015 Rs.
a. Acquisition of Furniture & Office Equipments	3,402,483.85	4,196,045.00
b. Acquisition of Machineries	-	5,795,000.00
c. Acquisition of Building & Structures	997,790.92	1,692,620.51
d. Furniture & fittings	286,720.00	-
e. Library Books	286,111.50	260,572.00
f. Teaching Equipments	688,718.00	-
Total	5,661,824.27	11,944,237.51

2.8.10 Details of Financial Progress (Expenditure):

Subject	Provision in 2015 Rs.	Exp in 2015 Rs.	Savings Excess Rs.
a. Recurrent except Project	146,941,800.00	131,260,218.98	15,681,581.02
b. Capital except Project	3,000,000.00	11,944,237.51	(8,744,237.51)
c. Project – Local funded	-	-	-
d. Project – Foreign funded	-	-	-
Total	149,941,800.00	143,204,456.49	6,737,343.51

Any Other Details / Performance Relevant to this Report

LIBRARY-SRI PALEE CAMPUS

Introduction

The library at Sri Palee campus has a collection of books more than 24255 and 701 of DVDs and CDs at the end of 31st December 2015.

Library Allocations 2015 for Books and periodicals

For purchasing books and periodicals to the library of Sri Palee campus, for the year 2015, Rs.2 million have been allocated.

Value of books and periodicals purchased during the year.

	Foreign books ordered	Rs.1400000.00
	(Foreign books recommended by the dept. have been already ordered thro' library, Uni. Of Colombo)	
Local books purchased		Rs. 256172.00
Periodicals		Rs. 250000.00
Total amount spent		Rs.1906172.00
Balance		Rs. 93828.00
Number of books purchased (Local & Foreign)	901	
Number of books received as donations	243	
Total books acquired by the library	1144	
Number of journals ordered	04	

Counter Services - 2015

Library membership :

Students	651
Academic staff	25
Administrative staff	03
Non academic staff	60
Number of books issued	16460
Number of DVD issued	309

Number of books issued to
academic Staff 525

Local newspapers

During the year 2015,18 titles of English and Sinhala newspapers purchased with three local Sinhala journals for the library.

Amount paid for news papers Rs.81845.00

Lost books

10 numbers of books were declared lost by the readers.

Towards replacement they paid Rs.3545.00

External student registrations

17 students were registered as external members of the library from various universities and institutions.

Rs. 200/= in Charged from a member for a period of one month as registration fee of the library.

Amount received as registration fee Rs.3400.00

Library fine

Usually,this Library fine on students who failed to return library materials on due date.

Amount received as library fine Rs. 77956.00

Library petty cash

Total amount used as library petty cash Rs. 2970.00

Department of Computer Studies

Introduction

The Information Technology Unit (ITU)established in 1999 functioned under the Department of Mass Media. In 2015, the Information Technology Unit was converted into the 'Department of Computer Studies' functioning as a separate department under the Faculty of Mass Media and has

been offering computer studies courses to all undergraduates as service courses that are compulsory for the first and second year students and optional for the third and fourth year students. .

Staff Information

Head, Department of Computer Studies – Dr. Dharma Kerthi Sri Ranjan

Instructor Computer Technology - Mr. N. R. Hettiarachchi

Lab Attendant - Mr. M. G. S. Indunil

Under graduate programmers

- The Department of Computer Studies offers computer course units to all students in both the Department of Mass Media and Department of Performing Arts as a service course.
- The Syllabus of the undergraduate's courses will be changed to well-suited with the UCTIT examinations.

Infrastructure and resources/Building /Donations etc

- DCS established the internal fiber network of the campus .It was funded by IDAS grant under HETC project and expected budget of this project will be about 12 million. This activity completed on December 2015.

Convert Broadband internet connection to high speed LEARN connectivity

2.9 STAFF DEVELOPMENT CENTRE

Introduction.

The Staff Development Centre (SDC), University of Colombo has successfully completed its eighteenth year since its inception. The Staff Development Centre of the University of Colombo was launched in 1997 as the first SDC in national university system in Sri Lanka, due to a need to commence and establish planned staff development in Sri Lankan universities.

The Mission of the Staff Development Centre (SDC) is "to enhance the quality of academic works undertaken by staff and students within the system of higher education in Sri Lanka, in general, and within the University of Colombo, in particular". In order to achieve this objective the SDC would try to make university teaching/learning more effective, more relevant, student oriented and of internationally high standard. It will try to develop skills and competencies necessary for more effective and efficient performance among all members of the staff of the University including academic and non-academic staff. It will also carry out any related training

programmes/workshops that can make career development of the staff under the given financial and human resource limitations. To achieve these, the Staff Development Centre of University of Colombo was launched in 1997 as the very first SDC in Sri Lanka, due to a need to commence and establish a well-planned staff development centre in Sri Lankan universities.

Objectives and Expected Activities of SDC¹

- 2.4 To provide support and assistance to academic staff in developing and enhancing the various skills needed to fulfill academic tasks like preparation and reform of curriculum, teaching and research.
- 2.5 To provide support and assistance to non-academic staff in developing and enhancing the skills needed to fulfill various academic support services and activities.
- 2.6 To provide support and assistance to academic staff already in academic administrative positions (Heads of Departments, Deans of Faculties, Directors of Institutes and School, Rector etc.) or aspiring to take up such positions to acquire the skills and competencies required in the performance of academic administration
- 2.7 To provide support to individuals and groups in the evaluation and review of teaching departments and other academic units, courses and programmes, and faculties.
- 2.8 To collaborate with individuals and groups throughout the University on projects which aim to enhance the quality of teaching and learning in the University
- 2.9 To provide to teachers objective student feedback services on request.
- 2.10 To contribute to the policies and general procedures within the University which relates to teaching and learning.
- 2.11 To contribute to the wider field of research and scholarship related to higher education.
- 2.12 To undertake publications in the areas of university staff development in general, and teaching and learning in particular, to be used within the University of Colombo and other institutions of higher learning.
- 2.13 To develop linkages among domestic and foreign university staff development organizations with similar objectives.
- 2.14 To raise funds through domestic and foreign sources, with the approval of the University Council, to carry out its activities, if resources placed at its disposal by the University are found inadequate.
- 2.15 To build up a resource and information centre in subject related to university course structures, curriculum changes, methodology of university teaching and learning and research

In order to achieve these objectives, the SDC is to enhance and to improve the university teaching/learning more effective, more relevant, student oriented and of internationally high standards. Accordingly the SDC is to develop skills and competencies necessary for more effective and efficient performance among all members of the staff of the University.

The main regular course aimed at the academic staff is CTHE (Certificate of Teaching in Higher Education) which is accredited by Staff and Educational Development Association (UK) as well as by the University Grant Commission of Sri Lanka. In addition, SDC conducts periodical workshops for

both academics and non-academics. The short courses/workshops in making more effective teaching and other related services are offered to all categories of staff members of the university. The SDC operates from its office complex in the University of Colombo. Colombo University SDC has been in operation for more than 18 years with its excellence to bring the University of Colombo to global heights in education industry.

Currently, the SDC is successfully continuing its contribution to develop university education in an array of well-focused and diversified training programmes targeting all academic, administrative and other supportive staff members of the university.

The SDC of University of Colombo is making its significant contribution to enhance and to improve the capacity of academic and non-academic staff of not only University of Colombo but also other universities/institutes in Sri Lanka. During the year 2015 the SDC could successfully trained more than 848 university staff members in all categories altogether.

Staff Development Programmes

Certificate in Teaching in Higher Education (CTHE) Course

The eighteenth iteration of the Certificate in Teaching in Higher Education (CTHE) course was successfully completed by the SDC for University Staff, and was followed by 32 academics from different universities in Sri Lanka.

Short Course in Making Teaching Effective (MaTE 2015)

Short Course in Making Teaching Effective (MaTE 2015) was conducted targeting the temporary junior academic staff (e.g. Tutors, Demonstrators) of the University of Colombo. This course attracted permeant academic staff from University of Moratuwa and National Institute of Social Development also.

Conference on “Outcome-based Higher Education: Achievements, Challenges and Potential”

The eleventh annual conference on educational development on the theme “Outcome-Based Higher Education Achievements, Challenges and Potential” was held on 26-06-2015 jointly with the Sri Lanka Association for Improving Higher Education Effectiveness (SLAIHEE). There were 63 academics as participants from several state and private universities in Sri Lanka.

In addition to the CTHE and MaTE2015 courses, SDC conducted a Tamil Language Course and 15 different workshops for the university staff during the year 2015 with the contribution also from the resource persons outside SDC. These workshops were conducted to enhance and increase the capacity and skills of academic, administrative and support staff to carry out their duties and tasks effectively in order to meet the expected targets and objectives of the university.

A list of workshops, courses and the conference conducted by the SDC for year 2015 is presented below:

I.	CTHE course - Batch 18	17-03-2015 to 17.11.2015	Resource Person – Dr Shrinika Weerakoon
II.	Making Teaching Effective (MaTE2015)	05.01.2015 to 30.03.2015	Dr Shrinika Weerakoon Senior lecturer, Staff Development Centre University of Colombo
III.	SDC-SLAIHEE Conference	26-06-2015	Attended by 63 lecturers from different state and private universities
IV.	Tamil Language Course	27.08.2014 to 25.03.2015	Mr Abeysinghe Jayakody
V.	Two-day workshop on Advanced Research Methodology and Data Analysis: Quantitative Vs Qualitative Methods	19.02.2015 20.02.2015	Prof KAP Siddhisena Senior Professor Department of Demography University of Colombo
VI.	The making of experts: Developing expertise in what we do and what our students can do	03.03.2015	Prof Suki Ekaratna Director of Academic Programmes University of Hong Kong
VII.	Data Analysis Using SPSS for Scientific Research	12.03.2015	Prof KAP Siddhisena Senior Professor Department of Demography University of Colombo
VIII.	Two-day workshop for administrative and financial officers of the university on Public Procurement for Effective University Management	24.04.2015 25.04.2015	Mr Anura Lokugamage Senior Consultant Sri Lanka Institute of Development Administration(SLIDA)
IX.	Effective Office Management	29.04.2015	Mr TLR Silva Consultant, University of Colombo Former Deputy Registrar, University of Colombo
X.	Office Management: General Rules of Office Administration and File & Inventory Management	20.05.2015	Mr TLR Silva Consultant, University of Colombo Ms KSTS Jayasooriya Bursar, University of Colombo

XI.	General Office Management and Inventory Management	15.07.2015	Mr TLR Silva Former Deputy Registrar, University of Colombo) Ms KSTS Jayasooriya Bursar, University of Colombo
XII.	General Office Management and Inventory Management	16.07.2015	Mr TLR Silva Former Deputy Registrar, University of Colombo) Ms KSTS Jayasooriya Bursar, University of Colombo
XIII.	Office Data Management Using Microsoft Access - 2013	23.07.2015	Mr Niyomal Botheju University of Colombo School Computing
XIV.	Research Methods and Data Analysis: Application with SPSS Computer Software	30.07.2015 06.08.2015 13.08.2015 27.08.2015	Dr Nishara Fernando Senior Lecturer, Department of Sociology University of Colombo
XV.	Preparation of Procurement Documents: Essentials and Application	05.08.2015	Mr MSM Suhair Former Consultant to Public Account Committee of Parliament Sri Lanka
XVI.	General Office Management	12.08.2015	Mr TLR Silva Consultant, University of Colombo Former Deputy Registrar University of Colombo
XVII.	Learning blocks that students experience and how these can be removed by the SCL for OBE approach in Higher Education	18.09.2015	Prof Suki Ekaratna Director of Academic Programmes University of Hong Kong
XVIII.	Developing Expertise in ourselves & our students II	21.09.2015	Prof Suki Ekaratna Director of Academic Programmes University of Hong Kong
XIX.	Empowering Your Students for Learning Better: A Psychiatric Dimension of Counselling	26.11.2015	Prof Raveen Hanwella Head, Department of Psychological Medicine, University of Colombo

2.9.1 Summary Details of Resources & Students:

Faculty	Course	Total students		Total Academic Staff		Total Non-Academic Staff	
		2014	2015	2014	2015	2014	2015
Staff Development Centre (SDC)				1 (senior lecturer)	1 (senior lecturer)	3 members (and 3 trainees)	3 members (and 3 trainees)
Total				1	1	3	3

2.9.5 Details of Non Academic Staff:

Faculty/ Branch	Most senior	Senior staff	Junior Staff	Minor employee	Contract Staff
Staff Development Centre (SDC)			2	1	3 trainees
Total			2	1	3 trainees

2.9.6 Any other Details/ Performance Relevant to this Report

Publications/ presentations

Joint conference paper by S Weerakoon

Use of curriculum designs and leadership to skill a range of higher education stakeholders, 2015 International HE Curriculum Design & Academic Leadership conference and symposium

2.10 National Education Research and Evaluation Centre (NEREC)

1. Vision

To improve education and training at national and regional level by undertaking research, evaluation, development, dissemination activities and provide education information services.

2. Mission

To establish an energetic, forward looking, educational research, evaluation, testing and training institution that has a national and regional profile.

Introduction

The National Education Research and Evaluation Center (NEREC) was established in year 2000 with the objective of providing research based findings for policy formulation. By virtue of its establishment, NEREC is committed to initiate and carry out research and evaluation studies pertaining to educational policy and student achievement in Sri Lanka. For more than a decade, NEREC has conducted national assessments of achievement of students completing various grades in consultation with the Ministry of Education (MoE) and the World Bank. The services of NEREC are available for both government and non-governmental organizations by way of seminars, workshops, capacity development training sessions and community dedicated to education research.

The study on the National Assessment of Achievement of Students Completing Gr. 08 in Year 2014 was completed and dissemination to the relevant stake holder including the officials of the Ministry of Education, National Institute of Education, National Education Commission and the World Bank took place on 10th August 2015 at the Faculty of Education. This project was commissioned by the Ministry of Education with the financial assistance provided by the World Bank.

Future Plans

At present a new national assessment is being carried out by NEREC for the year 2015/2016 on National Assessment of Achievement of Students Completing Grade 04 in Year 2015 in Sri Lanka. Ministry of Education requested for NEREC to conduct three studies, research, related to education and evaluation. Thus, NEREC is committed to create a vibrant research

1. Increase of G.C.E. (A/L) results by 65% in 2017
2. Increase number of students following in the G.C.E. (A/L) science stream up to 28% in 2017
3. Increase number of students following in the G.C.E.(A/L) commerce stream up to 33% in 2017

Lack of permanent staff in the NEREC hampers productivity. Therefore, hope to establish at least three permanent cadre posts.

2.10.1 Details of Non-academic Staff

- 01 Office Manager (on Contract Basis)
- 01 Office Aide (on Contract Basis)

2.10.2 Details of Recurrent Expenditure

Subject	2014Rs.	2014Rs.
a. Personal emoluments	553,304.99	669,753.22
b. Travelling	-	-
c. Supplies	72,131.32	107,043.60
d. Maintenance	27,232.00	40,626.00
e. Contractual Services	-	
f. Other	-	
Total	652668.31	817422.82

2.10.3 Details of Capital Expenditure:

Subject	2014Rs.	2015Rs.
a. Acquisition of furniture & office equipments	-	13,852.80
b. Acquisition of machineries	615,880.00	416,640.00
c. Acquisition of buildings & structures	-	-
d. Other	-	-
Total	615,880.00	430,492.80

2.10.4 Details of Projects (Local/Foreign Funded):

Name & Detail	Loan/Grant	Funding Agency	Total Budget
National Assessment of Achievement of Students Completing Grade 08 in Year 2014 in Sri Lanka	Grant	World Bank	Rs. 9,791,700.00
National Assessment of Achievement of Students Completing Grade 04 in Year 2015 in Sri Lanka	Grant	World Bank	Rs. 9,949,626.00

2.11HEALTH CENTRE

Medical Staff

Dr. K.D.I.Wasudeva works as Chief Medical officer. Dr.(Mrs.)M.A.P.W. Premathilake and Dr.(Mrs) A.R.P.Rathnayake work as University Medical officers on contract. There are three vacancies for University Medical officers and it has not been filled yet due to lack of applicants. Dr.(Mrs) D.S.K.Thennakoon was appointed as a University Medical officer on contract basis on 01.08.2015.

Technical staff

New pharmacist Mrs. N.Wijayanthi was appointed on contract basis on 02.03.2015.

Technical officer for the laboratory was transferred to University of Kelaniya and a new Technical officer to be appointed.

Services:

In addition to routine medical and dental treatment following are some additional services provided by the health center.

- All new entrants are given a medical questionnaire to be filled by their practitioners. The filled questionnaire and medical examination forms are filed at Health centre.
- All Medical students undergo a comprehensive Medical checkup by UMO.
- All new recruits to University services (University of Colombo /UGC/PGIM/IIM/Horana Sripalee) are examined by University Medical officer regarding fitness for duty and relevant investigations are done.
- Similarly all employees of these institutions are also examined for extension of service.
- Medical and fitness screening of students for special events of sports such as weight lifting, rowing, wrestling, Road races etc.
- The staff of UGC/PGIM/IIM is provided with health care facilities.

Public Health Service.

The spraying of insecticide to potential mosquito breeding places (as a routine public health services activity) is carried out. The problems of frequent blocks in the sewage system are resolved by obtaining the services of private contractors and the municipality when health centre sanitary laborers were unable do this jobs. A special program was carried out covering hostels, canteens and all University buildings during dengue epidemics. New fumigator machine was purchased to carry out fumigation work during dengue epidemic condition

Table 2.11.1: Attendance for treatment & Services delivered

Service	Health Centre-Thurstan Road			Medical faculty-Health Centre			Total
	Students	Staff	UGC IIM PGIM	Students	Staff	UGC IIM PGIM	
Attendance for treatment	5245	1496	-	890	596	194	8420
Medical Examination for new appointment and new admission		87	44		03		134
Medical Examination for extension Of service		43	15	01	14	14	87
Medical certificates	54	06		34	03		97
Dressings	2215	800		173	118	31	3377
Dental Treatment	538	255	09				
Consultation	175	61					
Fillings	321	138					
Extraction	12	06					
Scaling	73	38					
Refferals	07	12					
Vaccination	-	-	-	-	-	-	-
T.Toxoid							
Hepatitis "B"							
Chicken pox							
Laboratory Services							
a. Routine blood test							
WBC/DC,Hb%, MP, ESR	01	01		42	32	11	87
FBC							
b. Special blood test							
c. Urine Test	40	12		07	06	01	66
d. Urine Culture Test							
e. Stool Test				02	03		05
f. Fasting/Random blood sugar							
g. Blood Sugar Testing	04	84					
ECG	15	03		02	04	02	26
Nebulizing	05	08					13
Issues of first aid medicine for field	04						04
Trips							
Research							

CLINICS REFFERALS

No	Clinic	Health Centre Thurstan Road	Health Centre Medical Faculty	Total
01	Accident Service	04	04	08
02	Cardiology	24	05	29
03	Chest Clinic	01	-	01
04	Dental Institute-Colombo	01	06	07
05	Dermatology	08	06	14
06	Eye Hospital	06	08	14
07	Neurology Clinic	02	-	02
08	OPD National Hospital	10	05	15
09	OPD Medical Clinic	24	07	31
10	OPD Surgical Clinic	23	03	26
11	Orthopedic Clinic	04	-	04
12	Obstetrics & Gynecology	02	-	02
13	Psychiatric Clinic	02	-	02
14	Rheumatology Clinic	06	03	09
15	Urology	-	-	-
16	L.R.H.	-	-	-
17	A.R.V.	-	-	-
18	E.N.T. Clinic	33	06	39
19	Burn Unit			
	Total	150	53	203

2.12 THE LIBRARY

Vision Statement

To support the university's vision in building synergies between knowledge, education and research, by striving to create an environment conducive to learning, teaching and intellectual advancement.

Mission Statement

To underpin the mission of the university, by providing high quality service for the staff, students and the researchers to satisfy their quest for knowledge.

Brief Introduction:

The Library Network of University of Colombo consist of the Main Library, which is the hub of the network, and two branch libraries in the Faculties of Medicine and Science. The Main Library provides professional support on request, to the libraries in the Sripalee Campus and the Faculty of Graduate Studies.

Achievements:

Librarian post was filled from April 2015, after having Acting Librarians for nearly three and a half years. Utilising the Library Development Fund which consists mainly of the library fees paid by the postgraduate students of the Faculties of Arts, Education, Graduate Studies, Law and Management & Finance, the Main Library could purchase much needed computers for the Seminar Room and the E-Resources Room of the Main Library. Using this fund furniture for Learning Commons was also purchased. Five databases were provided by the UGC funded CONSAL for the second year.

Failure &Justification:

- Non-filling of 21 cadre vacant cadre positions, in Academic and other categories including 7 labourer posts was a major drawback during the year considered and it is expected that all the vacancies will be filled in 2016.
- Long-standing issues related to Medical and Science library buildings have been a hindrance to the effective and efficient delivery of the services and it is expected that the Univeristy Maintenance Dept. will be able to sort the major issues, as soon as possible.

Future Plans:

- To offer a series of training programs for the Library Assistants to improve their IT skills
- To offer a short course in Information Management for the academic and administrative staff in collaboration with the Staff Development Centre.
- To obtain ISO Certification for the Main Library
- To improve the IT infrastructure of the Library Network, by soliciting funds from external sources, and to continue with the rehabilitation work of the Main Library and faculty library buildings.
- To fill the vacant cadre positions and to obtain several new cadre positions.
- To strengthen the Library Development Fund through fund raising activities.

2.12.1 Details of Resources & Students

Faculty	Course	Total Students		Total Academic Staff		Total non Academic Staff	
		2014	2015	2014	2015	2014	2015
Main Library	For all courses	6 230	7020	350	340	268	295
Medical Library	For all courses	1 219	1437	292	305	-	-
Science Library	For all courses	1 752	2300	271	300	57	50
Total		9 201	10 757	913	945	325	345

*This includes the number of undergraduate and post graduate students registered in the Library

2.12.2 Details of Academic Staff :

Faculty	Senior Prof.	Professor	Senior Lecture	Lecturer	Asst. Lecturer
Library	Librarian	Deputy Librarian	Senior Assistant Librarian Gr.I	Senior Assistant Librarian Gr.II	Assistant Librarian
	01	01	04 (vacant)	05	06
Total	01	01	04 (vacant)	05	06

2.12.3 Details of Non-Academic Staff :

Faculty/ Branch	SAR/AR/Com. programmer	Senior Staff Assistant / Staff Assistant/ Foreman	Library Assistant/ CAA	Book binder/Library Attendant/Laborer
Library	01 01 01vacant	06 02 01 vacant	35 01	08 07 14
Total	02	08	36	29

2.12.4 Details of Research, Innovation and Publications : (Please Include in Department wise)
Please refer No 21

Subject	Published		Commercialized		Presented	
	2014	2015	2014	2015	2014	2015
a. No of Researches						
<i>Eg: Department of Sinhala</i>						
<i>Eg: Department of Economics</i>						
b. No of Innovations						
c. No of Journals						
d. No of Books						
e. No of Articles	01					
f. Others						
Total	01					

2.12.5 Details of Capital Expenditure :

Subject	2014 Rs.	2015 Rs.
a. Acquisition of furniture & Office Equipments	5, 500.00	50,000.00
b. Acquisition of Machineries	600, 000.00	700,000.00
c. Acquisition of Building & Structures		
d. Other		
Books	15, 340, 897.15	11,562,015.93
Periodicals and electronic databases	4, 579, 203.66	6,816,788.09
Total	20, 525,600.81	19,128,804.02

2.12.6 Details of Project Expenditure (Local/ Foreign Funded)

Name	TCE Rs.	Exp in 2014 Rs.	Exp in 2015 Rs.	Cumulative Exp as at 31.12.2015	% of Physical Progress
INASP	677,281.38	560,444.27	512,485.40	512,485.40	100%
Total	677,281.38	560,444.27	512,485.40	512,485.40	100%

2.12.7 Details of Financial Progress (Expenditure)

Subject	Provision in 2015 Rs.	Exp in 2015 Rs.	Saving/ Excess Rs.
a. Recurrent except Project			
b. Capital except Project		1,748,670.48	
c. Project – Local funded			
d. Project – Foreign funded			
Total		1,748,670.48	

2.12.8 Details of Financial Progress (Generated Income)

Source of Revenue	Provision in 2015 Rs.	Collecting in 2015 Rs.	Deficit/ Surplus
a. Recurrent except Project			
b. Capital except Project (LDF)	4,692,000.00	4,692,000.00	-
c. Project – Local funded			
d. Project – Foreign funded			
Other –			
Main Library		592,900.00	
Medical library	592,900.00	213,965.00	
Science library	213,965.00	98,500.00	
	98,500.00		
Total	5,597,365.00	5,597,365.00	

Workshops organized by the Main Library

Resource Person	Topic	Target Group	Month
International and Univ. of Peradeniya	Three day workshop on Monitoring and Evaluating E-Resource Usage (MEERU)	Senior Asst. Librarians / Periodicals and e-resources from 15 universities under the purview of UGC	May
From Balani Infotech	Demonstration on Turn it in anti plagiarism software	Academic staff	June
From Emerald Insight	Half day Workshop for young academics on getting published	Academic staff	September
Eastern University and University of Moratuwa	Two day Workshop for System Librarians (non-IT)	Senior Asst. Librarians / Periodicals and e-resources from 15 universities under the purview of UGC	November
Staff from UCSC	Two day Workshop for System Librarians (Advanced)	Senior Asst. Librarians / Periodicals and e-resources from 15 universities under the purview of UGC	November

Workshop and Conference participation by the academic staff

Event	Participants	Role	Month
MEERU	Mrs. U.S. Millawithanachchi Mrs. P.K.S. Manatunge Mrs. MAL Silva	Participants	May
Demonstration on Turn-it in	Mrs. S. Somarathne Mrs. U.S. Millawithanachchi Mrs. P.K.S. Manatunge Mrs. MAL Silva Mrs. K.K.N.L.Perera Ms. A. Sivasanthiran	Participants	June
Workshop for young academics on getting published	Mrs. S. Somarathne Mrs. U.S. Millawithanachchi Mrs. P.K.S. Manatunge Mrs. MAL Silva Mrs. K.K.N.L.Perera Mr. N.M. Karannagoda	Participants	September
International conference of Library and Information Science (ICLIS) in Colombo	Dr. P. Wijetunge	Conference convener and presenter	September
	Mrs. MAL Silva	Presenter	
	Mrs. K.K.N.L.Perera	Compeer and participant	
International conference of Information Science (ICIS) in Colombo	Mr. NM Karannagoda	Presenter	September
	Mrs. K.K.N.L.Perera	Compeer and participant	

Workshop for System Librarians (non-IT)	Mr. N.M. Karannagoda	Participant	November
Workshop for System Librarians (Advanced)	Mr. N.M. Karannagoda	Participant	

Postgraduate enrollments / continuations of academic staff

Name	Degree	Place	Status
Mrs. DC Kuruppu	PhD	Fac. Of Medicine, UoC	Continuing
Mrs. K.K.N.L.Perera	MLS	NILIS, UoC	Continuing
Mr. NM Karannagoda	MPhil	NILIS, UoC	Enrolled in 2015
Mrs. D. Gunarathne	Masters in LIS	Australia	Enrolled in 2015

3 AN OVERVIEW OF UNIVERSITY OF COLOMBO

3.1Details of Resources & Students

Faculty	Course	Total Students	Total Academic Staff	Total non Academic Staff
		2014/2015	2014/2015	2014/2015
Arts	Arts	2493 2584	137 142	58 54
Education	Education	339 334	38 27	1516
Law	Law	1052 1057	4252	14 15
Management & Finance	Management	17911780	66 76	44 37
Medicine	Medicine	1029 1227	128 130	225 231
	Physiotherapy	152 147	07 07	04 04

Science	Biological Sc.	125288		
	Physical Sc.	240610		
	Molecular Biology & Biochemistry	60 131		
	Industrial Statistics and Mathematical Finance	60 195	131	90
	Special Degree	381		
	IT Major	39		
Total		7341 8773	380 538	382 303

3.2 Details of Local Students Undergraduate Degrees

Faculty	Course	Medium	Intake		1 st Year Students		2 nd Year Students		3 rd Year Students		4 th Year students		No of Graduate d	
			2014	2015	2014	2015	2014	2015	2014	2015	2014	2015	2014	2015
Arts	Arts	S/T/E	647	550	684	692	747	602	535	754	309	307	564	503
Education	Education	S/T/E	-	-	-	-	141	93	104	138	94	103	108	95
Law	Law	S/T/E	255	250	256	256	311	251	240	306	245	244	246	250
Management & Finance	Management	E	416	420	415	425	518	415	422	422	436	518	404	416
Medicine	Medicine	E	1029	1227	193	190	190	193	193	201	205	190	193	201
	Physiotherapy	E	152	147	30	31	36	30	26	25	36	26	27	59
Science	Biological Sc.	E	125	125	118	123	131	107	52	45	07	13	49	40
	Physical Sc.	E	240	240	244	221	226	223	146	139	27	27	105	99
	Molecular Biology & Biochemistry	E	60	60	43	47	60	35	31	32	08	17	09	21

	Industrial Statistics an Mathematical Finance	E	60	90	79	60	75	71	38	47	06	17	33	26
	IT Major (4yr Gen.)		-		-		-				1839		-	17
	Special Degree		-		-		-		187	201	156	180	203	151
Total			29843	109	20622	2045	24352	2020	19742	2310	1547	1681	19411	1878

3.3 Details of Foreign Students :

Faculty	Course	Medium	Intake		1 st Year Students		2 nd Year Students		3 rd Year Students		4 th Year students		No of Graduate d	
			2014	2015	2014	2015	2014	2015	2014	2015	2014	2015	2014	2015
Management & Finance		E		02	03	01	-		-		-		-	
Science		E	04	04	02		01		-		-		-	
Arts		E	-		-		04	-	06	-	-		-	
Medicine		E	07	08	08	07	10	08	11	10	10	11	04	07
Total			1114		13	08	15	08	17	10	10	11	04	07

Any other Details/ Performance Relevant to this Report

➤ General Convocation 2015 (Conferment of Degrees -2014)

The general convocation was held on 20th& 21st July 2015 at Bandaranaike Memorial International Conference Hall. Two thousand four hundred and forty one graduands were conferred the degrees in this convocation.

Faculty/Institute	Name of the Degrees	No. of Graduands	
		Degree wise	F/wise
FACULTY OF ARTS	Bachelor of Arts (GENERAL)	200	503
	Bachelor of Arts (SPECIAL)	303	
FACULTY OF EDUCATION	Bachelor of Education	95	95
SRI PALEE CAMPUS	Bachelor of Arts(special)in Mass Media	64	129
	Bachelor of Arts(special)in Performing Arts	65	
SCHOOL OF COMPUTING	Bachelor of Computer Science	124	247
	Bachelor of Information & Communication Technology	60	
	Bachelor of Science in Computer Science	40	
	Bachelor of Science in Information & Communication Technology	23	
FACULTY OF MANAGEMENT & FINANCE	Bachelor of Business Administration	416	416
INSTITUTE OF HUMAN RESOURCE ADVANCEMENT	Bachelor of Labour Education	119	119
FACULTY OF SCIENCE	Bachelor of Science (3yr General)	144	354
	Bachelor of Science (4yr General)	59	
	Bachelor of Science (Special)	151	
INSTITUTE OF INDIGENOUS MEDICINE	Bachelor of Ayurvedic Medicine & Surgery	63	80
	Bachelor of Yunani Medicine & Surgery	17	
FACULTY OF LAW	Bachelor of Law	250	250
FACULTY OF MEDICINE	Bachelor of Medicine & Bachelor of Surgery	189	248
	Bachelor of Science in Physiotherapy	59	
GRAND TOTAL		2441	

➤ **Postgraduate Convocation 2015** (Conferment of Degrees -2014)

The Postgraduate Convocation was held on 1st&2nd December 2015 at Bandaranaike Memorial International Conference Hall. The following number of Degrees and Pg. Diplomas were conferred at this convocation.

3.4 APPOINTMENTS AND STAFF INFORMATION

Appointments

A total of **23** new appointments were made in the Academic, Academic Support, Administrative & Finance and Administrative Other Grades during the year 2015.

POSTGRADUATE CONVOCATION - CONFERMENT OF POSTGRADUATE DEGREES 2014 (Held on 01 & 02 December 2015)

Faculty / Institute	No. of Pg. Diplomas	No. of Msters	No. of M Phils	No. of PhDs/ *MDs	Total
Arts	48	194		5	247
Education	88	17	11		116
Law		130		2	132
Mg. & Finance	10	187			197
Medicine	24	21	1	2	48
Science	49	126	2	8	185
Graduate Studies	375	203	3	9	590
IIM	23				23
NILIS	25	8			33
PGIM	228	100			593
IHRA	13	221			234
UCSC	20	101	3	1	125
IBMBB	2	16			18
Total	905	1324	20	292	2541
Grand Total				2541	

Academic	- 19
Academic Support	- 02
Administrative & Finance	- 00
Administrative Other	- 02

3.5 Staff Changes

The schedule given below indicates the total number of confirmations, promotions, transfers and other staff changes during the year 2015.

Table II-01: Staff Changes

Event	Academic	Academic Support	Administrative & Finance	Administrative Other
New appointments	19	2	0	2
Confirmations	21	1	6	4
Promotions	40	00	03	03
Transfers	00	00	04	00
Extension of Services	03	01	01	03
Release	02	00	00	00
Retirements	07	00	00	03
Resignations	06	01	01	0
Vacation of post	-	-	-	-
Termination of Service	-	-	-	-
Interdictions	-	-	-	-
Sabbatical Leave	33	-	01	-
Study Leave	28	01	02	00
Extension of Study Leave	40	-	-	-
Seminars/Conferences/ Training Programs	333	7	10	02

Vacation Leave	231	1	00	02
Medical Leave	26	04	02	00
Half Pay Leave	00	00	00	00
No-pay Leave	21	01	01	01
Return after Sabbatical Leave	24	00	00	01
Return after Study Leave	25	01	00	00
Special Leave	02	01	01	00
Release of Service	04	-	-	-
Deaths	01	-	-	-
Total	866	21	32	21

Table II-02: Permanent Academic and Academic Support staff of the University.

(Classified by Faculty and Grade)

<div>Place of Work</div> <div>Designation</div>	General Administration		Arts		Education		Law		Mgt. & Finance		Medicine		Science		Library		Physical Education		Student & Staff Welfare		Total	
	F	T	F	T	F	T	F	T	F	T	F	T	F	T	F	T	F	T	F	T	F	T
Director			00	01	-	-	-	-	-	-	-	-	-	-	-	-	-	-	-	-	0	01
Senior Professors			01	06	1	2	-	-	-	-	03	07	02	07	-	-	-	-	-	-	07	22
Professors			04	19	-	-	01	01	-	02	15	29	09	17	-	-	-	-	-	-	29	68
Associate Professors			01	02	01	03	-	-	-	02	02	04	02	05	-	-	-	-	-	-	06	16
Senior Lecturers (Gr. I & Gr. II)			27	57	05	10	11	19	18	43	32	56	26	61	-	-	-	-	-	-	119	246
Lecturers			09	16	05	07	00	00	07	09	07	12	01	03	-	-	-	-	-	-	29	47
Probationary Lecturers			28	37	01	03	11	12	09	13	16	28	14	20	-	-	-	-	-	-	79	113
Research Officers			-	-	-	-	-	-	-	-	-	01	-	-	-	-	-	-	-	-	-	01
Instructors in English			02	04	-	-	-	-	-	-	-	-	-	-	-	-	-	-	-	-	02	04
Analytical Chemist			-	-	-	-	-	-	-	-	-	-	-	01	-	-	-	-	-	-	-	01
Scientific Assistant			-	-	-	-	-	-	-	-	02	02	01	02	-	-	-	-	-	-	03	04
Engineering Teaching Assistant			-	-	-	-	-	-	-	-	-	--	-	-	-	-	-	-	-	--	-	-
Librarian/			-	-	-	-	-	-	-	-	-	-	-	-	01	01	-	-	-	-	01	01
Deputy Librarian			-	-	-	-	-	-	-	-	-	-	-	-	01	01	-	-	-	-	01	01
Senior Assistant Librarian (Gr I & Gr II)			-	-	-	-	-	-	-	-	-	-	-	-	05	05	-	-	-	-	05	05

Assistant Librarian	-	-	-	-	-	-	-	-	-	-	-	-	-	-	04	06	-	-	-	-	04	06
Instructor in Social Work	-	-	-	-	-	-	-	-	-	-	06	06	-	-	-	-	-	-	-	-	06	06
Instructor in Computer Tech.	-	-	01	02	-	-	01	01	02	03	-	-	01	01	-	-	-	-	-	-	05	07
Programmer/System Analyst	01	01	-	-	-	-	-	01	-	-	01	01	-	-	-	-	-	-	-	-	02	03
Instructor in Physical Education	-	-	-	-	-	-	-	-	-	-	-	-	-	-	-	-	03	05	-	-	03	05
Career Guidance Counsellor	-	-	-	-	-	-	-	-	-	-	-	-	-	-	-	-	-	-	-	-	-	-
Assistant Student Counsellor	-	-	-	-	-	-	-	-	-	-	-	-	-	-	-	-	-	-	01	01	01	01
Career Advisor	-	-	-	-	-	-	-	-	-	-	-	-	-	-	-	-	-	-	-	01	-	01
Assistanat Network Manager	-	-	-	-	-	-	-	-	-	-	-	-	-	-	-	-	-	-	-	-	-	-
Total	01	01	73	144	13	25	24	34	36	72	84	146	56	117	11	13	03	05	01	02	302	559

Table II- 03: Permanent Administrative Staff of the University

(Classified by Post and Place of Work)

Post \ Place of Work	College House		Arts		Education		Law		Mgt. & Finance		Medicine		Science		Graduate Studies		Library		Health Centre		Total	
	F	T	F	T	F	T	F	T	F	T	F	T	F	T	F	T	F	T	F	T	F	T
Administrative – General																						
Registrar	-	01																			-	01
Deputy Registrar	-	01							-	01	-	01			-	01					-	04
Senior Assistant Registrar	04	05	-	01	01	01	-	-	01	01	-	-	01	01	-	-	-	01			07	10
Assistant Registrar	03	04					-	01													01	01
Assistant Registrar (Legal & Documentation)	-	01																			-	01
Assistant Registrar (Library Services)																	-	01			-	01

Administrative - Financial and Audit																						
Bursar	01	01																			01	01
Deputy Bursar	-	02	01	01																	01	03
Senior Assistant Bursar	03	03							-	01	01	01	02	02							06	07
Senior Assistant Internal Auditor	01	02																			01	02
Assistant Internal Auditor/AB	01	01																			01	01
Administrative - Other																						
Chief Medical Officer	-	01																			-	01
University Medical Officer																						
Works Engineer	-	01																			-	01
Curator (Museum/Landscape)	-	-											-	01							00	01
Chief Technical Officer													01	03							01	03
Senior Staff Technical Officer					01	01					05	06	-	01							06	08
Personal Secretary	01	01																			01	01
Total																					26	47

3.6 Details of Non Academic Staff

Faculty/ Branch	Most Staff	Senior	Senior Staff	Junior Staff	Minor Staff	Total
Faculty of Medicine	35		21	66	83	205
Faculty of Law	1		1	7	6	15
Faculty of Science	12		7	22	16	57
Faculty of Graduate Studies	1		-	5	3	9
Faculty of Arts	9		2	24	20	55
Faculty of Education	2		1	5	7	15
Faculty of .Management	1		1	13	7	22
College House	19		7	88	90	204
Others	9		7	46	72	134
Hostel	2		5	1	5	13
Total	91		52	277	309	729

4 DETAILS OF RESEARCH & PUBLICATIONS

The University of Colombo maintained its excellence in research by carrying out research in various fields.

A large number of Publications were being made. These include publications in peer reviewed journals, local and international journals, abstracts, theses and dissertations, presentations and communications. Details of these are given below.

Subject	Published	Commercialized	Presented
a No of Researches	170		215
b No of Innovations	2		
c No. of Journals	106		12
d No. of Books	55	03	01
e No of Articles	205		207
f Others	206		68
Total	744	03	503

Government and foreign funding are available for academics through processes of competitive application.

The University also allocated Rs. 45 million for the research grant. The University used the funds to award Postgraduate Research Scholarships, Collaborative Research Grants, Infrastructure Development Grants and Small Grants and to improve University and Faculty research promotional activities.

University Annual Research Symposium for the year 2015 was held successfully on 26th -30th October 2015 at the University of Colombo. Professor Tony Anghie, Professor of Law, University of Utah, United States of America was delivered the Keynote address on "Sovereignty and Challenges of Global Governance: A Sketch of Three Regimes". Mr Y .K Sinha, High Commissioner of India to Sri Lanka was the Chief Guest of the event. The Vice Chancellor, Deans of the Faculties the Registrar, Bursar and administrative staff, Head of Departments and the academic staff, and students were attended this occasion.

Faculties held their Faculty Research Symposia separately in conjunction with the University Research Symposium and a large number of papers were presented at the Symposia.

Research Forums

During the year under review Faculty of Management & Finance organized its 10th International Research Conference on Management and Finance in December 2015 successfully. The Conference created a unique platform for local authors to meet with their international counterparts to deliberate and debate their research papers in mutually beneficial atmosphere.

The second International Conference of the Faculty of Arts on theme “Changing Socio-Economic Dynamics in Sri Lanka: Contexts, Cultures and Imaginations” was held on 03rd - 04th December 2015. Prof. Naren Chitty from the Macquarie University, Sydney, Australia delivered the keynote address on the topic “Soft power, civic virtue and world politics – contexts, cultures and imaginations”, and Prof. Rohan Bastin, from the Deakin University, New Delhi, India was the guest speaker who delivered his speech on the topic “it’s 2015: Rethinking the social formation in a Neoliberal Context”.

International Conference on Maternal and Child Nutrition, was held on 23 and 24 November, 2015 at the Kingsbury, Colombo which is jointly organized by the University of Colombo, South Asia Infant Feeding Research Network, UNICEF in collaboration with the Ministry of Health, Department of Foreign Affairs & Trade, Australian High Commission and the University of Sydney. This conference is chaired by Professor Michael Dibley from the University of Sydney and co-chaired by Dr. Upul Senarath, Senior Lecturer in Community Medicine and Dr. Renuka Jayatissa, Nutrition Specialist UNICEF.

The Annual Research Symposium of the Faculty of Medicine was successfully conducted on October 28th 2015, Dr Krishantha Weerasuriya, Former Professor of Pharmacology, delivered the keynote speech. Faculty of Graduate Studies symposium was held on 25th October 2015, Hon. Dr. Wijeyadasa Rajapaksha, MP, PC Minister of Justice was delivered the keynote speech. Faculty of Management & Finance had the Annual Symposium on 28th October 2015 and Professor Sarath Kotagama made the keynote speech.

Faculty of Science and Faculty of Education had their Faculty sessions of the Annual Research Symposium on 30th October 2015; Faculty Law had the sessions on 4th-5th December 2015.

The 5th Annual Research Symposium of the Department of Sinhala was held on 03rd November 2015 at the Department of Sinhala. The keynote address was delivered by Senior Professor Raj Somadewa, Post Graduate Institute of Archaeology, University of Kelaniya. The main theme of this symposium was "New Trends in Sinhala Literature, Language and Cultural Studies".

Selected Research papers were presented in this event. The 4th Annual Research Journal of the Department was also launched at the event.

The Department of Demography, Faculty of Arts, organized the Annual Research Symposium under the theme of “Population Dynamics and the Post 2015 Development Agenda” on 10th December, 2015.

4.1 DETAILS OF THE AWARDS RECEIVED

University Research Awards were presented to Dr Prasad Katulanda, Faculty of Medicine, Dr Thilakshi Kodagoda, Faculty of Management & Finance, Prof P V Udagama, Faculty of Science and Dr Chandrasiri Niriella, Faculty of Arts at the Postgraduate Convocation held on December 2015.

5. STUDENT & STAFF AFFAIRS

FINANCIAL ASSISTANCE

Financial assistance was given to students in the form of Bursaries and Mahapola Scholarships. These payments have been made for all faculties through ATM.

Mahapola Scholarships

The monthly break down of Mahapola Scholarships (University contribution of Rs.350/- for each student per month) granted to new entrants and senior students during the year 2015 were as follows.

Table 01 : Mahapola Recipient - 2015

(Classified by Months & Faculty)

Total Amount paid as University Contribution (Rs.350/-, Rs.1450/- and Rs.2450/-) for Mahapola Recipients								
2015	No. of Students	Arts	Mgt. & Fin.	Law	Medicine	Science	Physiotherapy	Total
January	* 5903	2,862,700	1,655,050	1,417,800	1,734,250	910,600	100,450	8,680,850
February	3862	555,100	284,900	244,650	251,650	-	15,400	1,351,700
March	4194	552,650	282,450	242,550	247,800	127,050	15,400	1,467,900
April								
May	3402	1,597,400	1,972,250	1,700,300	1,764,000	1,204,700	145,600	8,384,250

June	4243	4,363,450	1,997,800	3,768,450	1,802,500	1,177,050	145,900	13,255,200
July	3854	3,557,400	1,989,400	1,207,850	1,349,950	1,198,050	139,650	9,442,300
August	3289	3,593,500	686,400	1,202,950	1,343,350	1,185,800	100,450	8,112,450
September	3791	3,510,850	1,990,800	1,190,700	1,369,550	1,141,700	100,450	9,304,050
October	3822	3,555,050	1,979,600	1,190,700	1,364,650	1,180,900	100,450	9,371,350
November	3358	3,579,450	1,974,700	-	1,369,550	1,205,400	100,450	8,299,550
December	491	-	-	-	-	2,974,300	-	2,974,300
	40209	27,727,550	14,813,350	12,165,950	12,597,250	12,305,550	964,250	80,573,900

* 1649 students were paid mahapola arrears by Rs. 350/- and rest of the students was paid mahapola by Rs. 1450/-.

Please note : The UGC contribution for each month of Feb. and March was Rs.350/- and it was increased at the rate of Rs.2,450/- w.e.f. May 2015.

A student received from the Mahapola Trust Fund a sum of Rs. 2,200/- or Rs. 2,150/- per month as merit or ordinary scholarship respectively and Rs. 350/- per month from the University until April

2015. Accordingly, a student received in total, a sum of Rs.2,550/- or Rs.2,500/- per month upto April 2015.

Rs.2600/- or Rs.2550/- was paid for a student per month as merit or ordinary respectively from the Mahapola Trust Fund and Rs.2450/- per month from the University for the period of May to December 2015. Accordingly, a student received in total, a sum of Rs.5,050/- or Rs.5,000/- per month for the above period.

Bursaries

A student was paid Rs.2,000/- or Rs.1,900/- per month as full bursary and half bursary respectively until April 2015 and these values were increased upto Rs. 2,500/- and 2,400/- respectively w.e.f. May 2015 and further increased upto Rs. 4,000/- and Rs.3,900/- respectively w.e.f. October 2015.

Table 02 : Bursaries

Total Amount paid as Bursary(Rs.)							
2015	No. of Students	Arts & Education	Law	Mgt. & Fin.	Science	Physiotherapy	Total
January	162	183,300.00	27,500.00	179,200.00	-	2,000.00	392,000.00
February	163	362,800.00	9,800.00	128,300.00	-	2,000.00	502,900.00
March	100	-	9,800.00	126,400.00	58,400.00	2,000.00	196,600.00
April	Vacation						
May	210	118,000.00	12,300.00	158,900.00	336,800.00	24,000.00	650,000.00

June	457	177,700.00	27,100.00	2,078,500.00	274,600.00	6,000.00	2,563,900.00
July	587	182,700.00	1,492,900.00	700,800.00	248,300.00	5,000.00	2,629,700.00
August	588	189,800.00	328,700.00	703,300.00	241,300.00	5,000.00	1,468,100.00
September	590	180,100.00	1,333,900.00	721,600.00	289,700.00	5,000.00	2,530,300.00
October	455	180,100.00	-	689,400.00	246,200.00	5,000.00	1,120,700.00
November	797	5,260,300.00	-	770,500.00	264,900.00	-	6,295,700.00
December	786	1,061,100.00	4,900.00	655,300.00	521,700.00	-	2,243,000.00
Total	4895	7,895,900.00	3,246,900.00	6,912,200.00	2,481,900.00	56,000.00	20,592,900.00

(Classified by Months & Faculty)

STUDENTS' UNIONS OF THE FACULTIES

The all Faculties (Arts, Education, Law, Management & Finance, Medicine and Science) have completed the elections of their Faculties Students' Unions.

STUDENT SOCIETIES

In terms of Sections 115 and 116 of the Universities Act No. 16 of 1978, the recognition of Student Societies and other Associations of students in the University shall be made with the concurrence of the Council. During the year under review, there were Thirty (30) such Students'

Societies and other Associations functioning in the University. Two societies of the above were newly formed in the same year.

HOSTEL ACCOMMODATION FOR UNDERGRADUATES

Presently, the University of Colombo has eight (08) permanent hostels, two (02) temporary private houses and the number of students, who were provided with accommodation by the University during the year, are given in table III-03 and III-04.

Table III-03 : Residential facilities for students in the University Hostels -2015

(Classified by Faculty & Hostel)

Faculty Hostel	Arts	Law	Mgt. & Finance	Medicine	Science	Total
Blomfontein Men's	-	-	-	388	-	388
Bullers Women's	239	131	64	-	10	444
De Saram Women's	-	-	-	249	-	249
De Saram Women's (New)	167	57	69	-	23	316
Havelock Women's	345	16	53	22	42	478
Kithyakara Men's	141	36	49	-	29	*255
Muttiah Women's	413	37	-	-	22	524
Thelawala Women's	304	-	-			458
Total	1609	277	235	659	126	3112

Due to on going renovations 174 students cannot be accommodated at Kithyakara Hostel. Total beds available are 429.

**Table III-04 : Residential facilities for students in the buildings
which were obtained on rent – 2015**

(Classified by Faculty & Hostel)

Faculty Hostel	Arts	Law	Mgt. & Finance	Physiotherapy	Science	Total
Green Path, Col 07 (Bhikku)	47	0	0	0	0	47
Boralesgamuwa House (Men's)	0	0	0	25	0	25
Total	47	0	0	25	0	72

3112 undergraduates were provided accommodation in the University Hostels and 72 students were accommodated in the houses which were obtained on rent. Accordingly, the University had provided hostel accommodation for 3184 students.

Table III-05: Consumption of Utilities in the Students' Hostels/Houses – 2015

(Classified by Students in residence and expenditure on utilities)

Hostel	Students in Residence	Electricity (Rs.)	Water (Rs.)	Telephone (Rs.)
Bullers Women's	304	1,109,355.44	1,211,307.48	30,437.17
Muttiah Women's	431	1,574,488.00	1,277,235.51	28,414.50
Havelock Women's	479	1,843,168.02	1,532,166.30	22,628.80
De Saram Women's	249	1,287,010.00	1,581,373.36	33,229.47
De Saram Women's (New)	316	802,130.16	2,218,816.71	20,241.70
Thelawala Women's	274	799,261.27	1,316,291.04	72,722.18
Kithyakara Men's	253	1,206,621.99	1,736,845.86	27,951.52
Blomfontein Men's	388	2,278,310.80	1,290,457.48	23,938.51
71/3, Green Path	40	699,651.84	204,495.88	4,840.55
Nawinna (only for Jan. 2015)	56	1,876.25	4,196.16	1,927.19
Boralesgamuwa	64	139,796.53	275,962.99	4,840.55

Table III-06: Annual Rental of the Students' Houses – 2015

Hostel	Annual Rental (Rs.)
71/3, Green Path	1,800,000.00
Boralesgamuwa	1,740,000.00

ARTS COUNCIL

Conducts drama festival, Intellectual Discussions and many other events such as multicultural shows etc.

MEDICAL WELFARE SCHEME

The Medical Welfare Scheme for Year 2015 has been extended for a period of One Year w.e.f. 01-03-2015. It has 3 Schemes (Scheme I, II and III) and more benefits. The University deducts Rs.100/- for Scheme I, Rs.300/- for Scheme II and Rs.500/- for Scheme III from monthly salary of employees those who have joined in these schemes.

Benefits are as follows;

	Scheme I	Scheme II	Scheme III
Outdoor	6,000/-	12,000/-	20,000/-
Surgical & Hospital Expenses	60,000/-	120,000/-	150,000/-
Spectacles	3,000/-	5,000/-	7,500/-

DAY CARE CENTRE

A Day Care Centre was established by the University of Colombo on 18.05.2006 for the children of the University employees between 2 ½ - 12 years of age. It is extended for the children of the outsiders in 2007. At the end of the year 2015 there were about 40 children at the Day Care Centre.

SEASON TICKETS

The University provides railway and bus season tickets for the undergraduates for a concession rate. (The university allows students to take railway season tickets subject to the condition that who did not receive hostel accommodation)

CANTEENS

There are 12 canteens and 2 milk bars in the University. The University charges Rs.5000/- as monthly rental fee and Rs.5000/- for electricity use by each contractor.

PHOTOCOPY SERVICE

There are 08 no. of photocopy service at each faculty including Main Library. The University charges Rs.8000/- as monthly rental, Rs.5000/- as electricity per month and Rs.1500/- for an additional photocopy machine from each contractor.

6 CAPITAL WORKS & PLANNING

Introduction

The works which the Capital Works & Planning branch involved in the year under review could be categorized as follows.

- I. Renovation projects commenced in year 2014 & completed in year 2015.
- II. Building projects commenced in year 2014 and progressing.
- III. Building projects commenced in year 2015 and progressing.
- IV. Renovation projects which obtained to Cabinet approval and expect to be commenced in year 2016.
- V. Buildings projects which pending cabinet approval and expect to be commenced in year 2016.

Eight new building and renovation projects were in progress in the year under consideration.

- I. Renovation projects commenced in year 2014 & completed in year 2015.
 - a) Supply Installation of Passenger Elevator with disable friendly facilities for the Faculty of Arts
Financial Investment is Rs.5,323,159.82 (Awarded amount)
 - b) Improvements of Elevator Shaft & Machine Room for the Faculty of Arts
Financial Investment is Rs.3,193,353.65 (Awarded amount)
- II. Building projects commenced in year 2014 and progressing.
 - a) Construction and Completion of Proposed Building Complex for Pre-Clinical Department, Library, Canteen & Teaching Facilities No.25, Kinsey Road, Colombo 08 for Faculty of Medicine, University of Colombo - Stage-II
Financial Investment is Rs.723mn (Awarded amount)
 - b) Construction of Proposed Seven Storied Building for the Faculty of Graduate Studies, University of Colombo – Stage II
Financial Investment is Rs.228.6mn (Awarded amount)

- III. Building projects commenced in year 2015 and progressing.
 - a) Extension to the East Wing Building Faculty of Management & Finance
Financial Investment is Rs.111.4mn (Awarded amount)
 - b) Extension to the Existing Building Faculty of Education
Financial Investment is Rs.113mn (Awarded amount)
- VI. Renovation projects which obtained to Cabinet approval and expect to be commenced in year 2016.
 - a) Old Building Renovation Project Department of Zoology, University of Colombo
Financial Investment is Rs.28.16mn
 - b) Old Building Renovation Project Department of Chemistry, University of Colombo
Financial Investment is Rs.90.67mn
- VII. Buildings projects which pending cabinet approval and expect to be commenced in year 2016.
 - a) Construction and Completion of Proposed Building Complex for Pre-Clinical Department, Library, Canteen & Teaching Facilities at No.25, Kinsey Road, Colombo 08 for Faculty of Medicine, University of Colombo – Balance Works.
Financial Investment is Rs.4430mn (Original TCE)
 - b) Construction of Proposed Seven Storied Building for the Faculty of Graduate Studies, University of Colombo – Stage III
Financial Investment is Rs.292.57mn (Original TCE)
 - c) Proposed Student Service Centre at Faculty of Science Premises
Financial Investment is Rs.468.3mn (Original TCE)
 - d) Proposed Information and Learning Centre at Faculty of Science Premises
Financial Investment is Rs.850mn (Original TCE)
 - e) Extension to the West Wing Building Faculty of Management & Finance

Financial Investment is Rs.342mn (Original TCE)
 - f) Proposed Six Storied Building for the Department of Statistics (DST), Faculty of Science

Financial Investment is Rs.486.2mn (Original TCE)

All the building projects and the renovation and Improvement projects were monitored continuously by the Planning and Development Committee.

Main Buildings Projects and their current status

The construction of the 2nd Stage of the Pre-Clinical Department building complex (Construction up to first floor slab level excluding Auditorium) commenced in February 2014 and is expect to be completed by April 2016 at an investment of Rs.723mn for the Stage II. Balance Works of the same project which expects to be obtained cabinet approval in year 2016.

Stage II of the new Seven Storied Building Complex for the Faculty of Graduate Studies at an investment of Rs.228.6mn commenced its construction works in July 2014 and expect to be completed mid February 2016. Stage III of the same project which expects to be obtained cabinet approval in year 2016.

The Cabinet approval was received to award the construction work of “Faculty of Management and Finance East Wing” at the end of the year 2015. Accordingly, construction was commenced in November 2015 and it is progressing well. The investment for the project is Rs.111.4Mn.

The construction of the Extension to the Faculty of Education Building commenced in January 2015 and it is expect to be completed by March 2016 at an investment of Rs.113Mn.

The University prepared a new proposal for “Proposed Student Service Centre at Faculty of Science Premises” and submitted to the Department of National Planning through the University Grant Commission in the year 2014 and received the recommendation from Department of National Planning in the mid of the year 2015. University is awaiting the approval from the Cabinet of Ministers. The estimated investment for the project is Rs.468.3Mn.

The University prepared a new proposal for “Proposed Information and Learning Centre at Faculty of Science Premises” and submitted to the Department of National Planning through the University Grant Commission in the year 2014 and received the recommendation from Department of National Planning in the end of the year 2015. University is awaiting the approval from the Cabinet of Ministers. The estimated investment for the project is Rs. 850Mn.

The Project Proposal of “construction of Extension to the West Wing Building Faculty of Management & Finance” has been forwarded to the University Grants Commission (UGC) and University is awaiting the approval from the Cabinet of Ministers.

The Project Proposal of “Construction of Proposed Six Storied Building for the Department of Statistics (DST), Faculty of Science” has been forwarded to the University Grants Commission (UGC) and University is awaiting the approval from the Cabinet of Ministers.

7 INTERNAL AUDIT

INTERNAL AUDIT

During the year 2015, the Internal Audit was comprised of seven (07) staff members. Two (02) Senior Assistant Internal Auditors, four (04) Clerical and Clerical allied grade members and one (01) Office Labourer.

In year 2015, the Audit Committee of University of Colombo met on four occasions and discussed the matters that arose from internal audit reports and audit queries of the Government Auditors.

The Audit Committee meetings conducted at the other institutions of the University of Colombo are indicated below.

Audit Committee meetings at Institutes	Number of meetings held
Institute of Indigenous Medicine	04
Institute of Human Resource Advancement	03
Postgraduate Institute of Medicine	04
Institute of Biochemistry, Molecular Biology and Biotechnology	03
National Institute of Library and Information Science	04
University of Colombo School of Computing	03
Institute for Agro-technology and Rural Sciences	04

Pre-Auditing Activities were carried out with regards to

- ✓ Refund of University Provident Fund
- ✓ Payments of retirement gratuity
- ✓ Granting of incremental credits
- ✓ Pension payment applications
- ✓ Payment of salary arrears

Audit Reports

During the year, the following audit reports were submitted with copies to the Auditor General and Internal Auditor of the University Grants Commission.

1. The Internal Audit report on Havelock town girls' hostel belonging to University of Colombo.
2. The Internal Audit report on Sujatha Jayawardhane Memorial hostel belonging to University of Colombo.

3. The Internal Audit report relating to Miscellaneous Advances issued by the Research & Management Unit of University of Colombo.
4. Internal Audit report on Board of Survey report of Institute of Indigenous Medicine in the year 2013
5. The Internal Audit report about the dangerous position due to old trees in the premises of University of Colombo.
6. The Internal Audit report on Board of Survey report of Institute of Bio-Chemistry Molecular Biology and Bio Technology in the year 2013.
7. The Internal Audit report on Board of Survey report of the Institute of Human resource Advancement in the year 2013.
8. Internal Audit Report on Board of Survey Report of Institute for Agro Technology & Rural Sciences in the year 2013.
9. The Internal Audit report related to displacement of lightning conductor of the Telewala girls' hostel belonging to University of Colombo.
10. Internal Audit report on recovery of loans of the employees of Postgraduate Institute of Medicine.
11. The Internal Audit report related to a sample of personal files of the Institute of Indigenous Medicine.
12. The Internal Audit report on Physical verification of the Petty cash imprest of the Institute of Indigenous Medicine.
13. The Internal Audit report on the misplacement of a sandalwood tree near the New Art Theatre of the University of Colombo.
14. The Internal Audit report related to Institute of Indigenous Medicine.
15. The Internal Audit report on the Muttaiyah girls' hostel belonging to University of Colombo.
16. The Internal Audit report related to Institute for Agro-Technology and Rural Sciences of University of Colombo.
17. The Internal Audit report related to the De Seram girls' hostel belonging to University of Colombo.
18. The Internal Audit report related to the Kithyakara boys' hostel belonging to University of Colombo.
19. The Internal Audit report related to the Medical Welfare Scheme – 2014 of University of Colombo.
20. The Internal Audit report of the Moragasmulla girls' hostel of the Institute of Indigenous Medicine.
21. The Internal Audit report on Board of Survey report of the National Institute of Library and Information Science in year 2013.
22. The Internal Audit report on re-employment of retired person on contract basis of the National Institute of Library and Information Science.
23. Internal Audit Report on fire at the Blomfontein Hostel.

24. Internal Audit Report on the deduction of Library dues from the PF balance at the time of retirement of the University of Colombo.
25. Internal Audit Report on delay of releasing Provident Fund of employees whose names appear on the balance sheet of Provident Fund as at 31.12.2014 of the University of Colombo School of Computing.
26. The Internal Audit report on the construction of draining system near the premises of the Faculty of Education.
27. Internal Audit Report on delay of releasing Provident Fund of employees whose names appear on the balance sheet of Provident Fund as at 31.12.2014 of the IHRA.
28. The Internal Audit report on re- employment of retired officers on contract basis against the guidelines in the Public Administration circular No 17/2001 & 09/2007.
29. Internal Audit Report on delay of releasing Provident Fund of employees whose names appear on the balance sheet of Provident Fund as at 31.12.2014 of the Institute of Indigenous Medicine.
30. The Internal Audit report relating to Research payments for the year 2014.
31. Audit Observation of the risk associated with handing of cash at the Shroff's counter.
32. Internal Audit report on Board of Survey reports of hostels of University of Colombo in year 2014.
33. Half yearly Audit Report for the period 01-01-2015 to 30-06-2015
34. Internal Audit Report on physical verification of the petty cash imprests of Postgraduate Institute of Medicine (PGIM)
35. Internal Audit Report on re-employment of retired officers of Postgraduate Institute of Medicine (PGIM)
36. Internal Audit Report on vehicles of Institute for Agro Technology and Rural Sciences (IARS)
37. Internal Audit Report on omission of assets in financial statements of Institute for Agro Technology and Rural Sciences (IARS)
38. Internal Audit Report on final accounts of year 2013 of Amalgamated Club of Department of Physical Education
39. Internal Audit Report on miscellaneous advances of Postgraduate Institute of Medicine (PGIM)
40. Internal Audit Report on receipts and payments and bank reconciliations of Institute of Human Resource Advancement (IHRA)
41. Internal Audit report on physical verification of the petty cash imprest of Institute of Biochemistry, Molecular Biology and Biotechnology (IBMBB)
42. Internal Audit report on submission of Annual Board of Survey report of 2014 of National Institute of Library and Information Science (NILIS)
43. Internal Audit Report on physical verification of the petty cash imprest of National Institute of Library and Information Science (NILIS)
44. Internal Audit Report on construction of a new unit to the Sujatha Jayewardene Memorial Women's Hostel

45. Audit Report on misplacement of an instrument (“Plank Construct Aperatus”) of Advance Laboratory of Department of Physics, Faculty of Science

The Internal Audit conducted following financial audits on student societies of University of Colombo.

1. Colombo Medical Students’ Hindu Society (2013 / 2014)
2. Colombo Law Faculty Student’s Union (2013 / 2014)
3. Colombo Stat Circle 2012/2013
4. Faculty Club (2014/2015)
5. Colombo Gaveshakayo’ Student Society (2014)
6. Oriental Music Society (2014)
7. Student Union Faculty of Education (2014)
8. Science Society (2014)
9. Physics Society (2013/2014)
10. Eksath Bikku Student’s Society (2014)
11. Sociology Student’s Society (2014/2015)
12. Chemical Student’s Society (2014/2015)
13. Economic Student’ Society
14. Medical Student’s Hindu Society (2014/2015)

Details of Non-Academic Staff :

Designation	No. of employees
Senior Assistant Internal Auditor	02
Clerk	03
Computer Applications Assistant	01
Peon	01
Total	07

** Please note that for the official reasons the personal names in the audit reports were not shown.*

FINANCIAL REVIEW 2015

Reporting Entity

University of Colombo has been incorporated under the Universities Act No.16 of 1978. The main administration is located at the College House, No.94 CumaratungaMunidasaMawatha, Colombo 03. The Financial Statements of the University of Colombo are prepared for the year ending 31st December 2015.

The results for the year ended 31st December 2015 show the University had another successful year generating a surplus of Rs.326 Million.

Income

Total recurrent Grant for the University has increased by Rs.411 Million in 2015. Income from fee levying courses for the year 2015 is Rs.674 Million.

Expenditure

Expenditure increased during the year by 22% from Rs.1961 Million to Rs.2388 Million. Staff costs have increased by 27% from Rs.1480 Million to Rs.1880 Million reflecting incremental progression and national pay awards. Other operating expenses have increased by 6% from Rs.481Million to Rs.508 Million.

Capital Expenditure

During the year, the University has undertaken Capital Projects spending Rs.493 Million. Key projects include 14 story building of the Faculty of Medicine and building for Faculty of Graduate Studies, building of Faculty of Education and building for Faculty of Management & Finance. Expenditure on Building for Faculty of Graduate Studies has been funded by internally generated funds as amounted to Rs.111 Million in the year.

World Bank Grant

Higher Education for the 21st Century (HETC) Grant has provided funds to increase IT, English and Soft skills of Undergraduate students and also in improvements of research and development of Postgraduate students. Rs.35 Million has been spent during the year 2015 and total grant amounted to Rs.162 Million.




S.M.S.Nagahapotiya
Deputy Bursar

UNIVERSITY OF COLOMBO
STATEMENT OF FINANCIAL POSITION
AS AT DECEMBER 31, 2015
(Figures Adjusted to the Nearest Rupee)

	Note	2015 (Rs.)		2014 (Rs.)	
		Rs			Rs
ASSETS					
CURRENT ASSETS					
Cash & Cash Equivalents	4	111,645,578		134,818,816	
Advances for Supplies & Services	5	62,898,214		197,750,427	
Miscellaneous Advances	6	12,464,001		4,294,306	
Pre Payments		6,212,383		5,010,183	
Inventories & Stocks		22,465,478		14,880,974	
Sundry Debtors	7	462,992,890	678,678,544	248,203,597	604,958,303
NON CURRENT ASSETS					
Loans & Advances to Staff	8	135,247,757		133,497,566	
Advances for Supplies & Services	5	70,427,288		18,674,545	
Miscellaneous Advances	6	387,349		7,088,921	
Sundry Debtors	7	14,938,792		19,113,440	
Investments	9	2,348,299,782		1,941,560,904	
Property, Plant & Equipment	10	40,421,366,123		40,607,340,831	
Work in Progress	11	1,050,778,104	44,041,445,194	534,362,164	43,261,638,372
TOTAL ASSETS			44,720,123,738		43,866,596,676

LIABILITIES					
CURRENT LIABILITIES					
Accounts Payable	12	143,202,673		104,070,654	
Accrued Expenses					
Deposits Refundable	13	118,516,650		331,534,437	
		20,978,449	282,697,772	18,842,243	454,447,334
NON CURRENT LIABILITIES					
Deferred Income Extension Courses		643,763,183		251,215,240	
Deferred Income Research Grants &Centers		105,248,923		102,996,736	
Provision for Gratuity		431,406,440		418,429,160	
Accounts Payable	12	12,907,532		12,142,891	
Deposits Refundable	13	25,370,809	1,218,696,887	26,767,526	811,551,553
TOTAL LIABILITIES			1,501,394,660		1,265,998,887
NET ASSET			43,218,729,079		42,600,597,789
EQUITY/NET ASSET					
CAPITAL					
Capital Grant Spent	14	3,009,646,941		2,470,937,494	
Capital Grant Unspent	15	128,889,218		177,961,382	
Gifts & Donations	16	259,499,000	3,398,035,159	253,624,000	2,902,522,876
ACCUMULATED FUND					
General Reserve		19,004,980		19,004,980	
Income & Expenditure A/C		(343,213,845)		(415,772,071)	
Assets Revaluation Reserve A/C		38,756,102,103	38,431,893,238	38,875,088,705	38,478,321,614

RESERVES & RESTRICTED FUNDS					
Specific Reserves	17	1,285,590,461		1,124,653,813	
Endowment Fund		97,364,698		90,573,479	
Gifts & Donations		30,214		30,214	
Others Fund	18	5,815,310	1,388,800,683	4,495,793	1,219,753,299
TOTAL EQUITY / NET ASSET			43,218,729,079		42,600,597,789



Prepared by :

R.M.M.H.D. Rajapakshe
Senior Assistant Bursar



Certified by :

S.M.S. Nagahapitiya
Deputy Bursar


Members of the council of University of Colombo are responsible for the preparation and presentation of these

financial statements.

These financial statements were approved by the board and signed on their behalf.



Prof. Lakshman Dissanayake
Vice-Chancellor



Dr. Rane Jayamaha
Council Member

UNIVERSITY OF COLOMBO
STATEMENT OF FINANCIAL PERFORMANCE
ENDED 31ST DECEMBER 2015
(Figures Adjusted to the Nearest Rupee)

REVENUE	Note	2015 (Rs.)		2014 (Rs.)	
Government Grant					
(A) Govt. Grant for Recurrent Expenditure		2,238,000,000		1,827,000,000	
(B) Govt. Grant for Rehabilitation & Maintenance of Capital Assets		55,110,699		51,860,909	
(C) Amortization of Capital Grant		355,972,158		419,317,562	
(D) Grant for Bursary		24,317,900		26,275,100	
(E) Grant for Mahapola (I) UGC		83,621,800		15,179,150	
(II) Mahapola Trust Fund Component		109,911,500		71,295,250	
(F) Internationalization of Universities in Sri Lanka		26,350,516		20,155,456	
(G) Knowledge Enhancement & Institutional Development		3,843,164		1,389,624	
(H) Strengthening Research		2,053,559		-	
(I) Grant from U.G.C Arrears-ETF,UPF		6,444,829		-	
(J) Grant From U.G.C For S.D.C.		2,000,000	2,907,626,125	8,097,382	2,440,570,433
Registration Fees - Under Graduate		5,963,910		4,567,735	
Registration Fees - Post Graduate		1,339,000		1,261,630	

Examination Fees- Undergraduate		82,950		100,240	
Examination Fees - Postgraduate		405,500		614,000	
Tuition Fees -Undergraduate		12,722,606		46,270,807	
Tuition Fees -Post Graduate		5,916,500		10,681,000	
Interest from Loans &Advances		5,367,093		5,181,324	
Interest from Investments		130,318,795		115,158,442	
Sale of Publications					
		18,000		-	
Sale of Old Stocks/Sale of Discarded		3,676		-	
Suppliers Registration Fees		1,058,500		610,000	
Rent from Properties		6,099,869		4,355,783	
Medical Fees		910,700		2,291,300	
Library Fines		1,711,887		893,728	
Ancillary Activities		3,307,455		5,094,425	
Miscellaneous Receipts		35,403,131		39,643,654	
Tender Fees		360,000		498,250	
Application Fees-Post Graduate		13,584,501		154,250	
Exchange Gain		1,235,279		97,274	
Income from Violation of Bonds		9,875,993		6,089,973	
Income from Extension Courses		673,974,192		660,117,704	
Income from Research Grants,Centers & Funds		223,782,658		214,366,143	
Income Generated from Extension Courses		7,983,237		5,701,754	
Receipts from Endowments		282,305	1,141,707,737	210,075	1,123,959,489
TOTAL REVENUE			4,049,333,862		3,564,529,922

EXPENDITURE					
1 - Personal Emoluments					
Salaries & Wages	19	616,793,590		601,288,511	
U.P.F.	19	116,965,373		107,279,736	
Pension	19	44,392,148		37,178,135	
E.T.F	19	32,380,173		29,378,133	
Acting Pay	19				
		190,021		370,082	
Overtime	19	29,872,826		32,760,137	
Holiday Payments	19	290,787		251,522	
Other Allowances	19	938,353,349		572,911,873	
Research Allowance	19	100,647,998	1,879,886,264	98,134,574	1,479,552,703
2 - Other Recurrent Expenditure					
Travelling	19	8,732,193		5,995,861	
Supplies	19	94,977,189		110,187,153	
Maintenance of Assets	19	41,798,595		31,154,652	
Contractual Services	19	264,316,438		261,610,810	
Others	19	98,270,334	508,094,749	72,427,309	481,375,785
			2,387,981,014		1,960,928,488
(I) Mahapola Scholarships - UGC	19	83,621,800		15,175,300	
(II) Mahapola Trust Fund Component (Exp.)	19	109,911,500		71,295,250	
Bursary	19	24,317,900		26,245,600	
Depreciation		412,544,588		447,340,884	

Gratuity		38,411,238		48,741,057	
Expenditure on Extension Courses		379,673,565		350,493,210	
Expenditure on Research Grants, Centers & Funds		223,782,658		214,366,143	
Endowments & Scholarships		282,305		210,075	
Building Recurrent Exp.- (Rehabilitation)	19	55,110,699		51,860,909	
Loss on Revaluation of Fixed Asset		4,855,995		-	
Loss on Disposal of Fixed Asset		2,802,449	1,335,314,698	5,651,969	1,231,380,397
EXCESS OF INCOME OVER EXPENDITURE			326,038,151		372,221,037

**CASH FLOW STATEMENT
FOR THE YEAR ENDED 31 ST DECEMBER 2015**

	Rs.	Rs.
Cash Flows Generated from/(used in)		
Operating Activities		
Surplus from Ordinary Activities		326,038,151
Non Cash Movements		
Depreciation	412,544,588	
Amortization of Fixed Assets	(355,972,158)	
Provision for Gratuity	38,411,238	
Interest Income	(135,685,888.00)	
Unrealized Foreign Currency Gain	(1,235,279)	
Loss on revaluation of Assets	4,855,995	
Loss on Disposal of Assets	2,802,449	(34,279,055)
Operating surplus before working capital changes		291,759,096
 Increase/Decrease in Stores & Inventories	(7,584,503)	
 Increase/ Decrease in Other Receivables	(131,935,717)	
 Payment of Gratuity	(21,424,242)	

Increase/ Decrease in Payable	222,184,289	61,239,827
Net Cash Flows Used in Operating Activities		352,998,923
Cash Flows from/ (Used in) Investing Activities		
Acquisition of Fixed Assets	(240,344,126)	
Work in Progress	(516,415,940)	
Increase in Investments	(406,738,878)	
Proceed from Disposal of Fixed Assets	733,720	
Interest from Investments	39,874,533	(1,122,890,691)
Net Cash Flow Used in Investing Activities		(769,891,768)
Cash Flows from (Used in) Financing Activities		
Government Grant for Capital Expenditure	615,000,000	
Net Increase of Internal Fund	131,718,530	746,718,530
Net Increase in Cash and Cash Equivalents		(23,173,238)
Cash & Cash Equivalents at the Beginning of the Period		134,818,816
Cash & Cash Equivalents at the End of the Period		111,645,578
Net Increase in Cash and Cash Equivalents		(23,173,238)

UNIVERSITY OF COLOMBO
STATEMENT OF CHANGE IN EQUITY/NET ASSETS
ENDED 31ST DECEMBER 2015

Description	Capital Grant Spent	Capital Grant Unspent	Reserves & Restricted Fund	Gifts & Donations	Asset Revaluation Reserve	Income & Expenditure	Total
Balance as at 01st January 2015	2,470,937,494	177,961,382	1,219,753,299	253,624,000	38,875,088,705	(396,767,091)	42,600,597,789
Capital Grant spent & unspent during the year	538,709,448	(49,072,164)					489,637,283
Amortization of Donations				5,875,000			5,875,000
Amortization of Asset Revaluation Reserve					(118,986,602)		(118,986,602)
Surplus / (Deficit) for the period						326,038,151	326,038,151
Fund Transfers						(176,212,035)	(176,212,035)
Net Movement of Funds			91,779,494				91,779,494
Transfer to the Health Insurance Fund			25,000,000			(25,000,000)	-
Transfer to the Cloak Hiring Charges A/C			1,744,525			(1,744,525)	-
Transfer to the Interest Income-UCDF Fund			36,087,826			(36,087,826)	-
Transfer to the Interest Income-RMU Funds			14,435,539			(14,435,539)	-
							-
Balance as at 31st December 2015	3,009,646,941	128,889,218	1,388,800,683	259,499,000	38,756,102,103	(324,208,865)	43,218,729,080

Notes to the Financial Statements

University of Colombo

1. Reporting Entity

University of Colombo has been incorporated under the Universities Act No. 16 of 1978. The main administration is located at the College House, No. 94 Cumaratunge Munidasa Mawatha, Colombo 3. The Financial Statements of the University of Colombo are prepared for the year ending 31st December 2015.

2. Significant Accounting Policies

2.1 Basis of preparation

The Financial Statements of the University of Colombo are prepared under the Historical Cost convention in conformity with Sri Lanka Public Accounting Standards for the accrual basis of accounts. All accounting policies adopted by the University are applied consistently with those of the previous year, where necessary comparative figures have been adjusted to conform to the changes, in presentation of current year figures.

The Financial Statements do not include those of the university students' societies and Colombo Science & Technology Cell as it is a separate legal entity over which the University does not exercise control or significant influence over policy design.

2.2. Going concern

The Financial Statements have been prepared on a going concern basis.

2.3 Events after the date of the Statement of Financial Position

All material events after the date of the Statement of Financial Position are considered and appropriate adjustments or disclosure made in the financial statements where necessary.

University of Colombo had established a company limited by guarantee under the name of Colombo Science & Technology Cell and the University received a sum of Rs.294,762.59 on 27.11.2015 as a university contribution for the year ended 31.03.2015.

3. Significant Accounting Policies

3.1 Property, Plant & Equipment

Lands, Buildings, Laboratory and Teaching Equipment, Fixtures & Fittings, Library Books and Periodicals, Motor Vehicles, Cloaks and Other Assets include the items acquired out of government grant, research grants, internally generated funds, and donations.

a) Basis of Recognition

Property, Plant and Equipment are recognized if it is probable that future economic benefits associated with the item will flow to the entity and the cost of the item can be reliably measured.

Equipment's are capitalized on the basis of nature. Equipment is capitalized if it is tangible, has a life of more than one year and has a purchase cost greater than Rs.2,500.00. The life of asset is dependent on its category within 10 categories, ranging from 4 to 20 years.

b) Revaluation of the Fixed Assets

Lands and Buildings of the University of Colombo & Sri Palee Campus were revalued as at 31.12.2013 on the basis of current market value for continuation of existing use where appropriate. Furniture and Office Equipment and Laboratory and Teaching Equipment have been revalued as at 31.12.2009 except Sri Palee Campus. Motor Vehicles of the University of Colombo & Sri Palee Campus were revalued as at 31.12.2010 and 31-12-2013 respectively by the Chief Valuer of the Department of Valuation. Assets revaluation surplus reserve carrying amount is Rs.38.87 Billion as at 31.12.2015 . Deeds are not available for the following lands.

- 1.College House premises,No.94,Cumarathunga Munidasa Mawatha,Colombo 03.
- 2.Premises of Faculty of Art & Faculty of Law.
- 3.Premises of Faculty of Management & Finance & Faculty of Education.
- 4.Premises of Faculty Science & Play Ground.
- 5.Bullers Hostel,37/15 Bullers Lane,Colombo 07.
- 6.Harschandra Flats,7/7 Harschandra Mawatha,Colombo 06.
- 7.Havelock Hostel,90,Havelock Road,Colombo 05.
- 8.Kithyakara Hostel,87,Ananda Rajakaruna Mawatha,Colombo 10.
- 9.Premises of Faculty of Medicine,Norris Canal Road,Colombo 10.

Furniture & Office Equipment and Laboratory & Teaching Equipment of Sripalee Campus were revalued as at 01-01-2014 for Rs.19,125,378 and Rs.13,991,618 respectively by the Department of Revaluation.Rs.8,377,146 was credited to Revaluation Reserve on

Laboratory & Teaching Equipment and loss of Rs.4,855,995 was debited to Statement of Financial Performance of 2015.

c) Subsequent expenditure on existing Fixed Assets

Expenditure incurred on tangible fixed assets is charged to the Statement of Financial Performance in the period it is incurred, unless it meets one of the following criteria, in which case it is capitalized and depreciate on the relevant basis.

- Market value of fixed assets has subsequently increased.
- Asset capacity increase.
- Sustainable improvement in the quality of output or reduction in operating cost.
- Significant extension of the asset life beyond that confirmed by repair and maintenance.

d) Depreciation

Depreciation is recognized in the Statement of Financial Performance on a Straight – Line Method over the estimated useful life of Property, Plant and Equipment items from the date that they were made available for use. Lands are not depreciated. The estimated useful life periods are as follows.

Description		Estimated useful life period
Buildings	20 years	
Furniture & Equipment		10 years
Laboratory and Teaching Equipment		5 years
Fixtures & Fittings		10 years
Library Books and Periodicals		5 years
Motor Vehicles		5 years
Cloaks		5 years
Other Assets		10 years
Software Package		5 years
Sports Goods		4 years

Depreciation is provided from the year of purchase and up to the year of sale based on the period used, with full depreciation being provided in the month of purchase and sale of assets.

e) Lease – Finance Lease

Leases in terms of which the University assumes substantially all the risks and rewards of ownership are classified as finance leases. On initial recognition, the leased assets under property, plant and equipment, is measured at an amount equal to the lower of its fair value and the present value of minimum lease payments. Subsequent to initial recognition, the asset is accounted for in accordance with the accounting policy applicable to that asset.

Minimum lease payments under finance leases are apportioned between the finance expense and the reduction of the outstanding liability. The finance expense is allocated to each period during the lease term so as to produce a constant periodic rate interest on the remaining balance of the liability.

Following balances have been included in Property, Plant and Equipment as at 31.12.2015.

1. Cost of Motor Vehicle Rs. 19,898,700
2. Accumulated Depreciation Rs. 2,100,418

f) Fully Depreciated Assets

Fully depreciated assets as given below have been included in the carrying amount of Fixed Asset Rs.611,787,369.08 These assets have been used for operating activities of the University during 2015.

Asset	Rs.
1. Cloaks	1,786,399.50
2. Motor Vehicle	26,012,400.00
3. Laboratory & Teaching Equipment	319,294,313.37
4. Fixture & Fittings	4,584,696.03
5. Library Books	<u>260,109,560.18</u>
Total	<u>611,787,369.08</u>

g) Maintenance of Premises

The University has a maintenance plan which is periodically reviews and forms the basis of the on-going maintenance of the estate. The cost of maintenance is charged to the income and Expenditure Account as incurred.

h) Capital Works in Progress

Capital expenses incurred during the year which are not completed as at the date of the Statement of Financial Position are shown as Capital Work-in-Progress, whilst the capital assets which have been completed during the year and put to use have been transferred to Property, Plant and Equipment.

3.2 Inventories & Stocks

Inventories are stated at the lower of cost and net realizable value. In general, cost is determined on a first-in-first-out basis and includes expenditure incurred in acquiring the inventories and bringing them to their existing condition and location.

Following categories of stocks have been included in the stock value of the University as at 31.12.2015.

	Rs.
Condemned Items	77,759.00
Non Moving items	262,477.00
Slow Moving Items	<u>328,225.00</u>
TOTAL	<u>668,461.00</u>

3.3 Current Assets

Current Assets classified in the Balance Sheet are those which will be recovered within one year after the Statement of Financial Position date.

3.3.1 Cash in Hand

Cash & cash equivalents of Rs. 111,656,854.22 include Rs.182,098.65 received on 31-12-2015. Cash in hand has been deposited in the bank on 01-01-2016.

3.4 Receivables

A sum of Rs.36,019,234.23 is due from employees on account of breach of bonds and agreements as at 31.12.2015.

3.5 Current Liabilities

Liabilities classified as Current Liabilities in the Statement of Financial Position are those that fall due for payment within one year from the Statement of Financial Position date. All known liabilities have been accounted for in preparing the Financial Statements.

3.6 Provision for Gratuity

Provision has been made in the Financial Statements for retiring gratuities payable under the payment of Gratuity Act No. 12 of 1983, based on the amount payable if all employees retire on the date of the Statement of Financial Position, subject to the assumption that every employee would be entitled to the payment even if any or some of them may not have completed the minimum period of service required to be eligible for the payment under the Act on the date of the Statement of Financial Position.

3.7 Contingent Liabilities

No provision has been made in the accounts with regard to liabilities arising out of litigation. The total estimated amount of liabilities as at 31st December 2015 is Rs.6 million.

3.8 Income and Expenditure

3.8.1 Government Grants

Grants received from the General Treasury of the Government of Sri Lanka, and Tuition Fees received from the foreign and local students are recognized as income in the period in which the related costs are recognized.

Government grants utilized to acquire assets that will be expensed in subsequent period are recognized as deferred income. Government Grants represent by other assets including cash and cash equivalents less liability.

The total Capital Grants received for the year was Rs.615 Mn which has been used as follows:

	Rs. (M)
Construction of Buildings	254
Purchase of Books	}
Laboratory & Teaching	
Equipment Furniture &	
Fittings	
Rehabilitation of Buildings	140
Strengthening Research	55
Human Capital Development Project	<u>86</u>
	<u>615</u>

3.8.2 Recognition of Revenue

(a) The Government Recurrent Grants are recognized in the period in which they were received. Non-recurrent grants from government or other bodies receivable in respect of the acquisition or construction of Fixed Assets are treated as deferred Capital grants and amortized in time with depreciation over the life of the assets.

All other income is credited to the Financial statement in the period in which is earned.

(b) Interest income received and receivable for the period is recorded as revenue in the Financial Statements as except for the investment income earned on externally restricted endowments, for which only the amount made available for spending is related as revenue. In the year where the investment income earned is in excess of the amount made available for spending, the excess is recorded as a direct increase in endowments.

(c) The fees on fee-levying courses recognized to the income statement based on the stage of completion of each course as at the end of the year. Lecture fees and payments relating to future periods are shown in the Statement of Financial Position as deferred income.

3.8.3 Higher Education for the 21st Century (HETC) Grant

HETC project has provided funds to increase IT, English and soft skill abilities of under graduate students and also in improvement of research and development of Post Graduate Students.

Financial contribution of HETC project for the year 2015 is given below. These expenses have not been included in the Financial Statements.

Description	Rs.
University Development Grant	20,827,367
Quality Improvement Grant W1	6,201,777
Quality Improvement Grant W2	8,639,544
Quality Improvement Grant W3	35,424,253
Quality Improvement Grant W4	11,412,430

External Degree Programme	9,990,710
IDAS Grant (Arts & Sri Palee)	60,291,205
Long Term Training	6,197,481
OTS Allowances	<u>3,231,785</u>
Total	<u>162,216,552</u>

3.8.4 Recognition of Expenses

(a) All expenses incurred in respect of undergraduate education have been charged to the government recurrent grant.

(b) All expenditure incurred in the acquisition, or improvement of assets of a permanent nature in order to carry on or increase the learning capacity of the students has been treated as capital expenditure.

(c) Expenses are recognized in the income statement on the basis of direct association between cost incurred in the running of the University and in maintaining the capital assets in a state of efficiency has been charged to revenue in arriving at the surplus/deficit for the year.

3.9 Liquidity Position

	Rs.
Cash & Bank Balance	111,645,578
Stocks	22,465,478
Debtors	544,567,488
Creditors	(282,697,772)
Working Capital	<u>395,980,772</u>

3.10 Foreign Currencies

Transactions denominated in foreign currencies are recorded at the exchange rate ruling at the date of transaction. Bank balances in foreign currencies are converted at the rate of exchange ruling at the date of Statement of Financial Position. All differences are taken to the Income Statement for the year.

3.11 Cash Flow Statement

The Cash Flow Statement has been prepared using the indirect method.

Note 04

	2,015	2014
Cash & Cash Equivalents	(Rs)	(Rs)
Petty Cash Imprest	12,266	22,449
<u>Treasury Funds</u>		
Cash Book Balance- 086-100-1911-89654-CH	8,015,277	13,316,732
Cash Book Balance-1001-9317-0314-FM	9,487,267	841,194
Cash Book Balance - 1004-100-1802-10864-CH	1,903,524	5,023,777
Cash Book Balance- 086-100-1711-89650-CH	22,936,631	47,414,069
Cash Book - 0000719973-Sri Palee Campus	3,921,694	2,570,762
Cash Book - 0000719972 -Sri Palee Campus	3,797,611	3,578,739
<u>Non Treasury Funds</u>		
Cash Book Balance - 086-100-1011-89762-Mahapola	293	843
Cash Book Balance- 086-100-1811-89659-Development Fund	2,661,072	2,860,080
Cash Book Balance- 167-1002-8317-0314-FM	402,450	831,750
Cash Book Balance-086-100-1411-89661-FGS	2,653,474	13,948,171
Cash Book Balance- 00008049142-Sri Palee Campus	4,042,703	5,474,295
Cash Book Balance-167-1001-1317-0313-FM	7,088,555	1,465,160
Cash Book Balance-086-100-1911-89668-FGS	75,000	650,250
Cash Book Balance-086-100-1611-89655-UOC	4,138,400	294,050
Cash Book Balance - 086100161189660 - RMU	15,083,447	8,013,739

Cash Book Balance -086-100171189688-RMU	543,154	543,154
Cash Book Balance-086-100111189691 SIDA	1,340,305	1,561,744
Cash Book Balance-086-100131189666 – CSHR	(135,663)	3,632,864
Cash Book Balance- 086-100131191768 - CUCEC	369	369
Cash Book Balance-086-100130013550 - UOC	8,412,723	9,038,920
<u>Savings A/C</u>		
Cash Book Balance-RFC/Sa/US\$/90/100	15,265,027	13,735,706
	<u>111,645,578</u>	<u>134,818,816</u>

Note 05

Advances for Supplies

			2,015	2014
	Current	Non-Current	(Rs)	(Rs)
Advance for Capital Supplies	385,742	280,185	665,927	2,064,397
Advance for Library Books	3,828,774	308,066	4,136,840	6,273,684
Mobilization Advances	51,920,780	68,701,944	120,622,724	206,958,169
Advance Payment for Foreign Supplies	6,762,917	1,137,094	7,900,011	1,128,723
	<u>62,898,214</u>	<u>70,427,288</u>	<u>133,325,502</u>	<u>216,424,972</u>

Note 06

Miscellaneous Advance

			2,015	2014
	Current	Non-Current	(Rs)	(Rs)
Research Advances	3,991,028	-	3,991,028	1,998,083
Sundry Advances	8,118,916	387,349	8,506,265	9,122,994
Examination Expences Advances	354,058	-	354,058	262,150
	<u>12,464,001</u>	<u>387,349</u>	<u>12,851,350</u>	<u>11,383,227</u>

Note 07

			2,015	2014
Sundry Debtors	Current	Non-Current	(Rs)	(Rs)
Sundry Debtors	-	201,510	201,510	2,912,146
Deposit Payments	-	13,346,668	13,346,668	14,291,666
Interest Receivable	49,826,719	-	49,826,719	49,784,353
Interest From Loans & Advances	20,549	-	20,549	-
Receivable Mahapola & Bursary	28,079,700	-	28,079,700	12,311,800
Receivable Property Loan Interest From U.G.C	-	-	-	318,796
Receivable A/C - RMU	575,000	-	575,000	4,961,411
Receivable A/C - FM	550,000	-	550,000	-
New Acc. Unit - Receivable A/C	2,067,038	-	2,067,038	2,003,206
Faculty of Graduate Studies	135,698	-	135,698	61,577
U.G.C. Account	2,248,879	-	2,248,879	2,177,462
HETC Project	-	-	-	23,405
Loan to Amalgamated Club	1,000,000	549,008	1,549,008	1,050,000
Receivable for Consumable	1,282,778	-	1,282,778	1,501,546
Assets Auctionable	-	841,606	841,606	1,128,620
Debtors-Extension Course	377,206,529	-	377,206,529	174,791,050
	462,992,890	14,938,792	477,931,683	267,317,037

Note 08

	2,015	2014
Loans & Advances to Staff	(Rs)	(Rs)
Salary Advances	1,076,378	1,243,633
Festival Advances	667,850	1,040,800
Staff Loans	976,492	1,135,062
Distress Loans	122,343,173	120,229,860
Transport Loans	5,181,447	5,717,212

Computer Loans

3,972,666

3,860,694

Note 09

Investments

2,015

2014

(Rs)

(Rs)

Security Deposits

3,465,611

95,720

Investments Special Grants

610,309,843

502,383,700

Investments

1,633,489,407

1,343,699,401

Endowment Fund Investment

101,034,921

95,382,083

2,348,299,782

1,941,560,904

Special Advance

1,017,200

253,400

Postal Deposits

12,551

16,905

135,247,757

133,497,566

Note - 10
Property, Plant & Equipment

DESCRIPTIONS	LANDS	BUILDINGS	FURNITURE & OFFICE EQUIPMENT	LIBRARY BOOKS & PERIODICALS	MOTOR VEHICLES	CLOAKS	LAB. & TEACHING EQUIPMENT	FIXTURES & FITTINGS	NEW TELEPHONE SYSTEMS	SOFTWARE PACKAGE	SPORTS GOODS	TOTAL
Balance as at 01.01.2015	35,296,230,000	4,889,233,282	497,436,841	347,090,856	85,395,155	4,630,149	595,938,435	70,938,072	8,599,899	44,031,782	-	41,839,524,470
Adjustment to Opening Balance	-	-	-	-	-	-	-	-	-	-	-	-
Ajusted Opening Balance	35,296,230,000	4,889,233,282	497,436,841	347,090,856	85,395,155	4,630,149	595,938,435	70,938,072	8,599,899	44,031,782	-	41,839,524,470
Disposal for Revaluation	-	-	(23,840,543)	-	-	-	(6,607,993)	(1,507,387)	-	-	-	(31,955,923)
Disposals during the year	-	-	(4,642,084)	(1,299,544)	-	-	(17,661,854)	(669,276)	-	(157,920)	-	(24,430,677)
Disposals revers	-	-	3,750	-	-	-	3,600	-	-	-	-	7,350
Additions & Improvements During the Year	-	35,781,676	39,355,685	23,088,230	25,693,700	-	77,088,743	12,100,210	-	5,417,460	21,818,422	240,344,126
Balance as at 31.12.2015	35,296,230,000	4,925,014,958	508,313,649	368,879,542	111,088,855	4,630,149	648,760,931	80,861,619	8,599,899	49,291,322	21,818,422	42,023,489,347
Rate of Depreciation		5%	10%	20%	20%	20%	20%	10%	10%	20%	25%	
Accumulated Dpr Balance as at 01.01.2015	-	238,345,499	188,414,479	293,435,001	57,896,386	2,968,570	408,634,036	18,180,520	8,589,625	15,878,979	-	1,232,343,095
Adjustment	-	-	-	-	-	-	-	-	-	-	-	-
Accumulated Dpr Balance as at 01.01..2015	-	238,345,499	188,414,479	293,435,001	57,896,386	2,968,570	408,634,036	18,180,520	8,589,625	15,878,979	-	1,232,343,095

Depreciation for the year	-	244,228,398	48,771,895	21,227,377	19,173,552	568,736	63,191,795	6,988,479	1,434	8,986,079	1,689,237	414,826,980
Disposal for Revaluation Depreciation	-	-	(20,626,927)	-	-	-	(13,614,739)	(935,990)	-	-	-	(35,177,656)
Less : Depreciation on Disposal Assets	-	-	(2,306,717)	-	-	-	(8,637,926)	(247,399)	-	(57,904)	-	(11,249,947)
Less : Depreciation Reversion Disposal	-	-	1,719	-	-	-	3,600	-	-	-	-	5,319
Accumulated Dep.as at 31.12.2015	-	482,573,897	214,254,448	314,662,378	77,069,938	3,537,216	449,576,766	25,361,132	8,591,059	24,807,154	1,689,237	1,602,123,224
Net Value as at 31.12.2015	35,296,230,000	4,442,441,062	294,059,201	54,217,165	34,018,917	1,092,933	199,184,166	55,500,487	8,840	24,484,168	20,129,185	40,421,366,123

Note 10**Non Current Assets****2,015 2014****(Rs) (Rs)**

Lands Account	35,296,230,000	
Buildings Account	4,895,602,543	
Buildings - Control Account	29,412,414	
Office - Furniture & Equipment	508,283,699	
Office Furniture & Equipment - Non Treasury Fund	29,950	
Library Books & Periodicals	368,866,716	
Motor Vehicles Account	111,088,855	
Cloaks	4,630,150	
Laboratory & Teaching Equipment	648,760,932	
Equipment for New Building	1,354,924	
Fixtures & Fittings	79,416,196	
Fixtures & Fittings - Non Treasury Fund	90,500	
New Telephone System	8,599,899	
Software Packages	49,290,602	
Sports Goods - Treasury Fund	21,818,422	
	<hr/>	
	42,023,475,801	-
	<hr/>	

Note 11

Work In Progress	2,015	2014
	(Rs)	(Rs)
Faculty of Medicine - Pre-Clinical		347,913,24
	625,161,784	1
Rehabilitation-Faculty of Medicine	6,469,495	-
Faculty of Graduate Studies	292,745,854	181,790,63
		5
Examination Hall	54,835	54,835
Faculty of Education-Extension	107,295,831	2,451,305
Faculty of Mgt & Finance-Extension	1,346,148	1,346,148
Sujatha Jayawardane Hostel	4,231,963	-
Administrative Unit	78,770	-
Arts Faculty	1,854,751	-
Student Information System	1,600,000	806,000
Health Center	1,285,164	-
4 Storied Hostel (Front Building) -Blom Fontain Hostel	7,265,135	-
4 Storied Hostel (De Seram Place Hostel)	1,388,375	-
		534,362,16
	1,050,778,104	4

Note 12

Accounts Payable	2,015	2014
	(Rs)	(Rs)
Cancelled Cheque Account		739,749
Stamp Duty	209,464	162,205
Sundry Creditors	1,713,249	1,477,931

Retention Account	64,773,586	2,254,872	67,028,458	14,694,537
Money Received for Payment	1,185,553	73,373	1,258,926	584,021
Salaries A/C (Round Up Sum)	-	-	-	1,189
Rmu Fund A/C	658,138	-	658,138	4,156,974
Payable to U.C.D.F	-	-	-	12,343,213
Water/Electricity Payable	2,745,000	-	2,745,000	-
U.P.F. Payable A/C	-	-	-	-
N.C.A.S. A/C	21,825	-	21,825	8,834,717
Creditors	33,904,574		33,904,574	16,969,512
Lease Creditor-BoC	6,292,544	10,523,937	16,816,481	-
Refundable Deposit		-	-	50,000
Money Payable to Others	303,011	-	303,011	30,935
Payee Tax Payable	3,950,368	-	3,950,368	2,385,838
Pre Income Received A/C	136,333	-	136,333	1,892,000
Sport Fee Payable	-	55,350	55,350	55,950
U.O.C Development Fund Payable Account - RMU	9,983,393	-	9,983,393	9,308,146
Payable to UCDF-MF	7,256,392	-	7,256,392	7,876,851
Capital Expenditure - Rmu	-	-	-	-
Utilities	5,746,494	-	5,746,494	8,692,878
Mahapola Trust Fund Payable A/C	2,071,500	-	2,071,500	23,640,200
Payable Bursary	2,243,000	-	2,243,000	2,316,700
Over Recovery Festival Advance	8,250	-	8,250	
	<u>143,202,673</u>	<u>12,907,532</u>	<u>156,110,205</u>	<u>116,213,544</u>

Note 13

			2,015	2014
Deposits Refundable	Current	Non-Current	(Rs)	(Rs)
Tender Deposits	36,050	142,500	178,550	207,500
Sundry Deposits	559,459	3,674,895	4,234,354	3,787,845
Library Deposits	20,378,250	20,539,076	40,917,326	24,889,001
Security Deposits	-	922,036	922,036	4,023,880
Bid Bond Account	-	92,303	92,303	92,303
Cloak Deposit A/C	4,690	-	4,690	8,690
Deposits Refundable-Extension Courses	-	-	-	12,600,551
	<u>20,978,449</u>	<u>25,370,809</u>	<u>46,349,258</u>	<u>45,609,769</u>

Note 14

	2,015	2014
Capital Grant Spent	(Rs)	(Rs)
Capital Account	3,009,646,941	2,209,306,866
IT Grant	-	74,273,851
SIDA Soft Loan	-	187,356,776
	<u>3,009,646,941</u>	<u>2,470,937,494</u>

Note 15

	2,015	2014
Capital Grant Unspent	(Rs)	(Rs)
Govt. Grant - 103	-	20,651,056
UGC Grant Account	2,910,992	22,215,090
Govt. Grant - IT	-	16,337,608
Govt. Grant - Internationalization of Universities	68,214,705	41,618,780
Govt. Grant - Knowledge Enhancement & Insti. Deve.	9,378,607	56,036,393
Unspent Grant Received from UGC	18,384,914	21,102,454
Govt. Grant - Unspent Human Capital Development Project	30,000,000	-
	<u>128,889,218</u>	<u>177,961,382</u>

Note 16

	2,015	2014
Gift & Donations	(Rs)	(Rs)
Foreign	45,953,072	40,158,072
Local	213,545,928	213,465,928
	<u>259,499,000</u>	<u>253,624,000</u>

Note 17

	2,015	2,014		
Specific Reserve				
	(Rs)	(Rs)		
Administrative Fund	9,709,831	(1,029,890)	8900005	10,739,720
B.Sc.Special Degree in Pharmacy Fund	170,978	604,662	8142032	(433,684)
Chemical Analysis Services Fund	23,368	23,368	8991039	-
Cloak Hire Charges Fund	18,177,834	16,433,309	8900013	1,744,525
Colombo Law Review	194,199	194,199	8991019	-
Colombo University Development Fund	659,193,324	576,932,070		
Common Fund - FGS	(77,158)	3,971,929	8180010	(4,049,087)
Computer Teaching Lab - 2	181,546	54,546	8042019	127,000
Convocation Fund	4,818,334	6,950,835	8900012	(2,152,500)
CSHR Funds	19,681,580	25,612,144		
Day Care Centre Fund 2013	566	113,860	8900027	(113,294)
Department Development Funds	99,723,611	58,387,666		
Faculty Development Funds	247,107,239	247,997,801		
IMCAP Fund	1,124,457	1,101,524	8042008	22,933
IRQUE Computer Fund	-	844,540	8900006	(844,540)
Library Development Funds	18,614,125	8,923,405		
Mathematics Building Preservation Fund	512,953	455,400	8142031	57,553
MBA Common Unit	3,806,235	10,689,574		

Medical Insurance Welfare Scheme Fund	138,016,295	114,774,487	8900023	23,241,807
NEREC Fund	46,509,233	30,298,039	8062002	16,211,194
Reserach Symfosiya Fund	16,000	-	8900019	16,000
SDC Fund	5,065,500	4,807,419	8900016	258,081
SIDA - Library Funds	2,032,755	2,039,905		
Sport Promotion Funds	7,761,183	10,802,720		
Sri Lanka Journal of International Law	156,064	149,854	8991018	6,210
Sripalee Campus Funds	1,778,724	2,488,457		
Students IT Fund - Law	223,800	-	8102017	223,800
Students Welfare Hostels Fund	-	64,389	8991007	(64,389)
U/C Review Volume	144,103	144,103	8991017	-
V.C'S Fund (i)	1,683	287,283	8991005	(285,600)
V.C'S Fund (ii)	1,458	1,458	8991006	-
Vertual Campus	920,642	534,757	8221000	385,884
	1,285,590,461	1,124,653,813		158,954,438

Note 18

	2,015 (Rs)	2014 (Rs)
Other Fund		
Breach of Contract Fund	2,775,527	1,456,010
Current A/C Between Central Finance Unit	3,039,783	3,039,783
	5,815,310	4,495,793

Note 18

GENERAL RESERVE OF THE INST	19,004,980
INCOME & EXPENDITURE A/C	(17,777,308)
INCOME & EXPENDITURE A/C	(1,132,811,975)
Prior-Year Adjustment A/C	(9,176,210)
INCOME & EXPENDITURE A/C	(31,238,659)
INCOME & EXPENDITURE A/C	5,318,391
Retained Earnings	637,809,804
Retained Earnings	<u>326,038,151</u>
	<u>(202,832,826)</u>

Note 19

PROVISION FOR DEPRECIATION - BUILDING ACCOUNT	472,108,771
PRO. FOR DEP. - FIXTURES & FITTINGS	10,465,126
PROVISION FOR DEPRECIATION - OFFICE-FURNITURE & EQUIPMENT	211,283,287
PRO. FOR DEP. - OFFICE - FURNITURE & EQUIPMENT	2,971,161
PROVISION FOR DEPRECIATION - LIBRARY BOOKS & PERIODICALS	308,698,111
PRO. FOR DEP. - LIBRARY BOOKS & PERIODICALS	5,951,441
PROVISION FOR DEPRECIATION - MOTOR VEHICLES ACCOUNT	75,213,355
PRO. FOR DEP. - MOTOR VEHICLES	1,856,583
PROVISION FOR DEPRECIATION - CLOAKS	3,537,217
PROVISION FOR DEPRECIATION - LABORATORY & TEACHING EQUIPMENT	444,050,584

PRO. FOR DEP. - LABORATORY & TEACHING	5,526,182
PROVISION FOR DEPRECIATION - EQUIPMENT ⁵ FOR NEW BUILDING	1,354,924
PROVISION FOR DEPRECIATION - FIXTURES & FITTINGS	23,955,623
PRO. FOR DEP. - FIXTURES & FITTINGS	50,584
PROVISION FOR DEPRECIATION - NEW TELEPHONE SYSTEM	8,591,058
PROVISION FOR DEPRECIATION – SOFTWARE	<u>24,710,604</u>
	<u><u>1,600,324,611</u></u>

Expenditure Statement - Note 19	2015 (Rs)		2014 (Rs)	
Description	Total	Grand Total	Total	Grand Total

101 - 2601 - Buildings (Recurrent)	55,110,699	55,110,699	51,860,909	51,860,909
Salaries & Wages - Acedemic				
Salaries & Wages	351,179,798		336,388,073	
U.P.F.	85,008,338		72,483,937	
Pension	29,330,728		23,239,601	
E.T.F.	22,880,200		19,254,812	
E.T.F-Arrears	-		48,376	
Acting Allowance	96,857		193,083	
Academic Allowance	342,875,478		236,352,435	
Equalization Allowance	221,892		432,008	
Visiting Lecture Fees	26,097,382		23,112,084	
Cost of Living Allowance	68,227,668		66,029,602	

Allowance	68,249,425		66,181,917	
Other Allowance	4,800,168		3,097,720	
Research Allowance	96,579,738		95,824,563	
Property Loan Interest	-		1,013,562	
20% Allowance	60,172,942		28,127,829	
Interim Allowance	76,980,830	1,232,701,445	3,961,800	975,741,400
Salaries & Wages - Non Academic				
Salaries & Wages	239,516,409		241,788,354	
U.P.F.	31,957,034		34,767,035	
U.P.F-Arrears	-		28,764	
Pension	15,061,420		13,921,681	
Pension-Arrears	-		16,853	
E.T.F.	9,499,972		9,724,135	
E.T.F-Arrears	-		350,809	
Acting Allowance	93,165		176,999	
Overtime	29,872,826		32,760,137	
Holiday Payments	290,787		251,522	
Language Allowance	-		1,702	
Cost of Living Allowance	83,760,519		84,866,653	
Allowance	46,597,061		47,319,551	
Other Allowance	2,113,633		5,383,924	
Equalization Allowance	-		44,358	
20% Allowance	89,120,516		22,156,363	
Property Loan Interest	-		605,238	
Interim Allowance	95,233,218		7,337,211	
Research Allowance				

	4,068,260	647,184,819	2,310,012	503,811,303
Total -Personal Emoluments		1,879,886,264		1,479,552,703
Travelling				
Domestic	2,146,115		1,651,134	
Foreign	6,586,078	8,732,193	4,344,727	5,995,861
Supplies & Requisites				
Stationery and Office Requisites	29,816,022		28,637,736	
Fuel and Lubricants	9,653,587		16,142,149	
Uniforms	910,424		1,915,084	
Mechanical and Electrical Goods	871,772		390,669	
Chemicals and Consumables	23,931,791		32,222,418	
Medical Supplies	407,874		64,082	
Other	29,385,721	94,977,189	30,848,215	110,220,352
Maintenance of Assets				
Vehicles	9,484,916		8,849,139	
Plant, Machinery and Equipment	19,977,612		12,590,293	
Buildings and Structures	10,213,411		8,399,139	
Furniture	61,708		14,190	
Other	2,060,949	41,798,595	1,301,891	31,154,652
Contractual Services				
Transport	2,454,308		3,868,031	
Telecommunication	28,648,451		23,327,894	
Postal Charges	1,406,351		1,449,713	
Electricity	97,107,345		110,920,604	
Security Services				

	43,539,806		39,729,162	
Water	26,498,424		24,590,539	
Cleaning Services	38,137,909		34,229,418	
Rent and Hire Charges	8,227,178		9,789,822	
Rates And Taxes to Local Authorities	11,074,491		3,595,819	
Printing & Advertising	5,136,490		7,362,186	
Other	2,085,685	264,316,438	2,747,222	261,610,410
Other Services				
Travel Grants to University Teachers	-		325,705	
Special Service-Council & Committees	2,015,128		915,186	
Special Service -Professional & Others	4,778,672		3,695,491	
Workshops, Seminars & Meetings	2,539,006		1,412,678	
Academic Research	2,826,939		3,364,809	
Training Service Local (Staff Development)	2,520,146		1,245,203	
Postgraduate Research & Scholarships	3,050,000		377,585	
Course Materials for Student & Learning Quality Improvement	733,032		265,500	
Industry Internships, Practical & Career Guidance	340,200		-	
Students Development Initiatives & Community Relations - Gen	2,094,470		1,350,850	
University Sports Activities - General Administration	1,392,380		1,042,013	
Student Welfare Employee Welfare Student Councils & Social H	1,800		12,935	
Holiday Warrants	4,252,860		3,223,111	
Entertainment Expenses	6,740,190		6,652,648	
Bank Charges	67,840		240,336	
Awards and Indemnities/Endowments	354,290		156,754	
Contribution & Membership Fees	686,336		969,187	
Convocation				

	3,356,458		2,667,801	
Examination Expenses	34,587,320		27,834,261	
Others	15,835,213		13,022,959	
Hostel Bursary	3,951,659		3,619,500	
Interest Subidy on Property Loan	5,191,831		-	
Lease Interest	954,566	98,270,334	-	72,068,805
Bursary	24,317,900		26,245,600	
Mahapola	83,621,800		15,175,300	
Mahapola Trust Fund Component	109,911,500	217,851,200	71,295,250	112,716,150
T O T A L		2,660,942,912		2,125,179,842

Note 20

Transfer of Money Between Current A/C		78004-0218
	(14,000,000)	
Transfer Money Between Curent A/C		78006-0190
	124,630,000	
Transfer of Money Between Current Account		78006-0199
Trasfer A/C Between F.G.S. & R.M.U		
	-	
Transfer of Money Between Current Account		78006-0219
	(122,020,998)	
Transfer A/C Between F.G.S. & C.H.		78007-0199
	(468,418)	
Transfer A/C Between F.G.S. & C.H.		78007-0218
	12,468,418	
Transfer A/C Between F.G.S. & C.H.		
	12,000,000	
Transfer A/C Between Fm & Collage House		78007-0211
	(9,930,132)	
Transfer A/C Between F.M. & C.H.		78009-0199
	930,133	
Transfer A/C Between F.M. & C.H.		
	(9,000,000)	
Transfer A/C Between R.M.U. & C.H.		78008-0190
	16,353	
Transfer A/C Between R.M.U. & C.H.		78008-0199
	(16,353)	

Transfer A/C Between R.M.U. & C.H.	-	
Transfer of Money Between Current A/C	(581,000,000)	78004-0211
Current A/C Between Central	(4,490,010)	78008-0219
Transfer A/C Between Sri Palee & C.H.	4,338,536	78010-0199
Transfer A/C - Sri Palee Campus	151,473	78010-0219
Transfer A/C - Sri Palee Campus	4,490,010	
Receivable Money From CH	4,036,784	
Payable to Sripalee Campus	(4,036,784)	
	<hr/>	
	<u>0</u>	

Note 21

	<hr/>
	<u>-</u>
Inevntory - Maintainence	10,522,078
Inevntory - Stationary	10,778,069
STORES ADVANCE A/C	<u>1,165,331</u>
	<u>22,465,478</u>

Expenditure Statement -Note 19-Programme 01-General Administration & Staff Service

Object Title	General Administration 01-01	Financial Administration 01-02	Supplies 01-03	Security Service 01-04	Transport 01-05	HETC 01-06	Total
101 - 2601 - Buildings (Recurrent)							
	1,650,790	-	-	-	-	-	1,650,790
Salaries & Wages - Acedemic							
Salaries & Wages	673,270	-	-	-	-	-	673,270
U.P.F.	241,019	-	-	-	-	-	241,019
E.T.F.	48,204	-	-	-	-	-	48,204
Academic Allowance	882,725	-	-	-	-	-	882,725
Cost of Living Allowance	70,200	-	-	-	-	-	70,200
Allowance	120,581	-	-	-	-	-	120,581
Other Allowance	6,123	-	-	-	-	-	6,123
Research Allowance	240,392	425,795	-	-	-	-	666,188
20% Allowance	130,774	-	-	-	-	-	130,774
Interim Allowance	77,000	-	-	-	-	-	77,000
Salaries & Wages - Non Academic							
Salaries & Wages	19,646,923	9,546,528	2,063,965	-	6,237,549	-	37,494,965
U.P.F.	2,435,710	1,246,394	268,251	-	830,141	-	4,780,496
Pension							

	1,531,707	615,910	168,874	-	419,595	-	2,736,085
E.T.F.	805,197	378,603	87,425	-	255,158	-	1,526,382
Overtime	1,813,719	647,203	365,315	-	3,985,226	-	6,811,464
Holiday Payments	16,522	17,171	1,301	-	-	-	34,993
Cost of Living Allowance	7,025,614	3,071,430	850,200	-	2,390,960	-	13,338,205
Allowance	3,942,952	1,908,677	413,625	-	1,231,647	-	7,496,901
Other Allowance	43,772	9,400	-	-	12,111	-	65,283
20% Allowance	7,848,421	3,770,875	840,661	-	2,436,049	-	14,896,005
Interim Allowance	7,933,523	3,429,420	946,000	-	2,690,333	-	14,999,277
Research Allowance	901,766	511,238	-	-	-	-	1,413,004
Total -Personal Emoluments	56,436,113	25,578,645	6,005,616	-	20,488,769	-	108,509,143
Travelling							
Domestic	29,627	-	-	-	428,433	-	458,059
Foreign	44,386	-	-	-	-	-	44,386
Supplies & Requisites							
Stationery and Office Requisites	3,282,856	544,949	62,580	-	157,391	-	4,047,775
Fuel and Lubricants	155,319	-	-	-	8,195,360	-	8,350,679

Uniforms	60,670	9,000	3,600	-	16,400	-	89,670
Mechanical and Electrical Goods	9,296	-	-	-	-	-	9,296
Other	6,843,163	23,328	256,579	-	-	-	7,123,069
Maintenance of Assets							
Vehicles	178,892	-	-	-	8,680,054	-	8,858,946
Plant, Machinery and Equipment	1,681,812	961,392	93,450	-	160,800	-	2,897,455
Buildings and Structures	1,229,338	5,000	1,299,432	-	-	-	2,533,771
Furniture	20,412	-	-	-	-	-	20,412
Other	95,238	-	-	-	-	-	95,238
Contractual Services							
Transport	145,233	24,714	3,000	-	-	-	172,946
Telecommunication	16,745,641	505,111	85,548	-	-	-	17,336,300
Postal Charges	173,531	109,695	140,720	-	-	-	423,946
Security Services	685,076	-	-	39,375,551	-	-	40,060,627
Cleaning Services	2,482,300	-	-	-	-	-	2,482,300
Rates And Taxes to Local Authorities	3,091,660	7,772,922	-	-	2,860	-	10,867,442
Printing & Advertising	3,988,597	66,378	-	-	-	-	4,054,975
Other							

	13,960	412,447	-	-	-	-	426,407
Other Services							
Special Service-Council & Committees	1,593,924	16,740	11,050	-	-	-	1,621,714
Special Service -Professional & Others	2,946,723	-	20,459	-	-	-	2,967,182

Workshops, Seminars & Meetings	49,171	35,000	15,000	-	-	-	99,171
Academic Research	132,000	3,150	-	-	-	-	135,150
Training Service Local (Staff Development)	137,500	658,110	-	-	-	-	795,610
Holiday Warrants	1,364,780	78,640	45,090	-	2,700	-	1,491,210
Entertainment Expenses	1,144,539	35,562	65,629	-	-	-	1,245,730
Bank Charges	-	21,034	-	-	-	-	21,034
Awards and Indemnities/Endowments	151,025	-	-	-	-	-	151,025
Contribution & Membership Fees	153,019	12,750	3,000	-	-	-	168,769
Examination Expenses	14,000	-	-	-	-	37,070	51,070
Others	4,515,845	138,450	2,220	-	8,850	-	4,665,365
Interest Subidy on Property Loan	125,801	111,273	42,723	-	48,824	-	328,620
Lease Interest	954,566	-	-	-	-	-	954,566
T O T A L	112,326,804	37,124,288	8,155,696	39,375,551	38,190,441	37,070	235,209,849

Expenditure Statement -Note 20-Programme 02-Academic Services

Object Title	Arts	Education	Law	Medicine	Commerce Management	Science	Science	Exam	F.G.S.	Sri Palae Campus	S.D.C.	International Level	Compitancy Building	Student Councellor's Office	Strenthning Research	Student Cented Learning	CSHR	Extension Courses	Total
	02-04	02-06	02-10	02-11	02-12	02-14	02-14	02-17	02-18	02-19	02-20	02-21	02-23	02-24	02-27	02-31	02-35	02-50	
101 - 2601 - Buildings (Recurrent)	9,939,407	3,545,286	-	6,136,701	10,001,194	9,360,806	9,360,806	-	-	3,667,062	-	-	-	-	-	-	-	-	42,650,455.00
Salaries & Wages - Acedemic																			
Salaries & Wages	84,534,835	13,257,690	17,656,386	89,420,330	34,784,323	225,000	94,761,034	-	859,323	9,628,797	648,017	-	-	-	-	-	-	-	345,550,733.70

U.P.F.	20,789,639	3,325,195	4,050,262	21,340,345	8,113,175	-	24,164,956	-	313,919	1,509,001	227,850	-	-	-	-	-	-	-	83,834,342.58
Pension	6,361,710	1,233,920	1,913,401	8,690,379	3,871,244	-	4,799,970	-	-	1,724,573	-	-	-	-	-	-	-	-	28,594,933.90
E.T.F.	5,434,358	912,646	1,194,242	6,006,446	2,398,293	-	5,796,757	-	63,215	646,715	45,570	-	-	-	-	-	-	-	22,498,242.37
Acting Allowance	-	-	-	6,000	6,000	-	-	-	-	-	-	-	-	-	-	-	-	-	12,000.00
Academic Allowance	79,888,587	14,845,553	18,495,359	94,896,826	38,736,302	-	78,128,315	-	1,154,241	9,931,691	777,384	-	-	-	-	-	-	770,000	337,624,256.98
Equalization Allowance	-	-	-	112,842	-	-	-	-	-	-	-	-	-	-	-	-	-	-	112,841.93

Visiting Lecture Fees	12,313, 107	1,016,2 73	551,089	946,7 50	975,702	-	2,94 9,45 4	-	-	6,366,707	87,300	-	-	-	-	-	-	74,269, 512	99,475, 893.90
Cost of Living Allowance	16,555, 852	2,316,7 98	3,429,3 66	15,81 7,802	6,220,326	-	20,5 50,4 08	-	93,6 00	1,994,636	93,600	-	-	-	-	-	-	-	67,072, 387.43
Allowance	16,610, 300	2,606,8 80	3,540,5 79	16,76 3,366	6,894,199	-	18,5 10,3 25	-	158, 898	1,921,765	127,203	-	-	-	-	-	-	5,058,8 32	72,192, 347.65
Other Allowance	359,54 6	57,600	56,639	3,647, 085	95,779	-	174, 054	-	18,0 00	67,542	-	-	-	-	-	-	-	26,457, 152	30,933, 397.50
Research Allowance	23,258, 966	4,672,2 73	6,235,1 61	26,50 5,511	11,404,916	-	19,2 17,8 02	23,622	28,8 09	2,905,984	226,806	-	-	-	-	-	-	-	94,479, 847.63
20% Allowance	14,104, 392	2,639,4 44	3,263,0 24	16,57 3,773	6,772,055	-	13,3 54,6 20	-	171, 115	1,981,162	129,603	-	-	-	-	-	-	-	58,989, 188.83

Interim Allowance	18,624,652	2,595,396	3,829,469	18,051,661	6,987,479	-	23,157,367	-	105,000	2,231,676	105,000	-	-	-	-	-	-	-	75,687,700.61
Salaries & Wages - Non Academic																			
Salaries & Wages	17,098,818	5,079,743	4,434,377	61,043,404	6,969,678	-	25,306,018	5,015,576	3,294,098	18,372,921	587,415	5,907,090	-	1,626,090	-	-	-	15,231,479	169,966,706.65
U.P.F.	2,301,066	660,273	523,089	8,812,949	753,421	-	3,665,618	654,820	414,179	2,724,217	81,781	-	-	136,930	-	-	-	296,270	21,024,611.50
Pension	1,077,347	334,939	380,618	3,542,180	660,349	-	1,409,433	360,014	220,750	1,040,119	48,452	-	-	78,881	-	-	-	-	9,153,082.76
E.T.F.	687,583	203,066	182,533	2,471,026	285,593	-	1,037,865	206,645	129,731	754,975	26,046	-	-	43,815	-	-	-	38,861	6,067,738.39

Acting Allowance	-	-	-	-	-	-	31,224	-	-	4,821	-	-	-	-	-	-	-	-	36,045.00
Overtime	1,427,930	696	174,676	6,484,201	287,893	-	3,092,952	377,433	-	3,250,524	-	-	-	-	-	-	-	3,711,960	18,808,264.46
Holiday Payments	-	-	-	75,854	-	1,720	27,373	10,253	-	3,891	-	-	-	-	-	-	-	-	117,370.24
Cost of Living Allowance	5,849,948	1,684,800	1,606,800	21,787,874	2,550,097	-	9,167,698	1,871,706	1,029,600	6,156,261	280,800	-	-	374,400	-	-	-	-	52,359,985.42
Allowance	3,400,656	1,017,445	887,443	12,346,647	1,395,127	-	5,081,857	1,004,370	658,952	3,613,758	117,483	-	-	217,696	-	-	-	-	29,741,432.98
Other Allowance	49,009	23,400	12,800	826,724	4,200	-	42,066	4,200	-	605,378	-	-	-	-	-	-	-	16,560,807	18,128,584.88

20% Allowance	6,460,797	1,992,835	1,750,462	23,308,904	2,713,774	-	10,164,428	2,007,436	1,313,726	6,054,461	202,612	-	-	434,436	-	-	-	-	56,403,871.23
Interim Allowance	6,456,098	1,890,000	1,805,100	24,450,153	2,862,484	-	10,390,045	2,089,366	1,155,000	8,192,130	315,000	-	-	420,000	-	-	-	-	60,025,374.74
Research Allowance	300,652	126,686	-	622,903	328,837	-	277,648	119,688	320,761	264,265	-	-	-	-	-	-	-	-	2,361,439.53
Total - Personal Emoluments	343,945,848	62,493,554	75,972,873	484,551,935	146,071,245	226,720	375,259,024	13,745,127	11,502,916	91,947,968	4,127,922	5,907,090	-	3,332,247	-	-	-	142,394,873	1,761,252,623
Travelling																			
Domestic	1,625	-	-	462,551	17,855	-	100,437	-	-	112,973	-	875,377	-	-	-	-	-	385,415	1,956,232.22

Foreign	292,794	513,465	229,850	1,350,807	374,240	-	989,055	-	-	-	-	2,093,072	174,932	-	-	-	-	-	6,018,215.56
Supplies & Requisites																			
Stationery and Office Requisites	3,806,132	407,182	552,465	7,590,515	1,640,197	179,129	3,730,352	5,135,846	-	1,070,187	218,520	162,751	-	100,484	-	-	-	576,095	24,990,726.52
Fuel and Lubricants	1,000	-	-	279,460	2,000	-	7,175	-	-	846,678	6,500	-	-	-	-	-	-	-	1,142,812.93
Uniforms	28,800	51,475	9,000	206,120	10,800	-	119,710	5,400	5,800	226,169	1,800	-	-	1,800	-	-	-	-	666,873.70

Mechanical and Electrical Goods	-	-	-	145,949	8,072	-	-	-	-	708,454	-	-	-	-	-	-	-	-	862,475.55
Chemicals and Consumables	-	-	-	7,825,928	-	-	6,281,901	-	-	-	-	9,691,614	-	-	(75,000)	-	-	-	23,724,442.81
Medical Supplies	-	-	-	172,619	-	-	-	-	-	84,278	-	-	-	-	-	-	-	-	256,897.36
Other	583,697	79,931	314,213	2,689,123	366,252	38,011	4,966,121	217,474	-	2,689,145	16,217	1,213,560	-	56,081	135,500	209,750	-	10,960,874	24,497,938.34
Maintenance of Assets																			

Vehicles	-	-	-	8,390	-	-	-	-	-	617,580	-	-	-	-	-	-	-	-	625,969.54
Plant, Machinery and Equipment	1,493,852	317,788	851,109	6,290,244	663,253	-	2,950,037	54,960	-	522,629	125,067	-	-	43,029	-	-	-	744,050	14,056,016.99
Buildings and Structures	17,049	1,250	-	26,146	164,698	-	170,561	1,530	-	407,789	-	-	-	-	-	-	-	3,088,386	3,877,408.70
Furniture	-	-	-	6,026	-	-	12,588	-	-	250	-	-	-	-	-	-	-	-	18,864.00
Other	-	-	7,000	1,919,461	-	-	-	-	-	-	-	-	-	-	-	-	-	7,469,295	9,395,755.67

Contractual Services																			
Transport	160,024	2,130	18,921	1,035,554	35,492	-	250,907	-	-	290,487	4,452	292,814	-	600	-	-	-	13,461	2,104,841.27
Telecommunication	740,125	250,140	172,816	6,155,121	539,927	8,732	619,148	101,675	165,207	1,477,798	37,344	-	-	38,370	-	-	-	317,355	10,615,025.83
Postal Charges	92,908	7,495	10,937	206,510	42,975	-	93,330	353,435	15,448	105,167	-	-	-	-	-	-	-	1,078,690	2,006,895.00
Electricity	-	-	-	17,739,257	-	-	-	-	-	3,969,497	-	-	-	-	-	-	-	-	21,708,753.53
Security Services	-	-	-	-	-	-	-	-	-	3,479,180	-	-	-	-	-	-	-	-	3,479,179.67

Water	-	-	-	1,942,068	-	-	-	-	-	878,371	-	-	-	-	-	-	-	-	2,820,438.92
Cleaning Services	3,462,862	1,320,308	2,112,008	2,529,560	3,409,800	-	3,069,172	-	-	2,497,450	-	-	-	150	-	-	-	970,000	19,371,309.96
Rent and Hire Charges	-	-	-	3,533,744	18,000	-	-	-	-	906,930	-	-	-	-	-	-	-	-	4,458,674.00
Rates And Taxes to Local Authorities	-	-	-	160,000	-	-	-	-	-	46,049	-	-	-	-	-	-	-	-	206,049.06
Printing & Advertising	106,430	-	-	620,413	-	-	-	75,119	-	270,341	-	9,212	-	-	-	-	-	-	1,081,515.09
Other	11,830	-	-	72,773	1,720	-	157,737	-	-	1,308,200	1,659	2,775	31,395	-	-	-	-	-	1,588,089.14

Other Services																			
Special Service- Council & Committees	2,056	-	-	59,925	139,815	-	3,600	45,519	-	123,500	19,000	-	-	-	-	-	-	-	393,414.00
Special Service - Professional & Others	-	33,990	-	-	-	-	-	-	-	-	70,000	-	1,659,000	-	-	-	-	-	1,762,990.00
Workshops , Seminars & Meetings	23,337	23,112	-	4,000	-	-	-	-	220,700	31,340	717,291	-	1,420,056	-	-	-	-	17,838,586	20,278,420.59
Academic Research	13,650	-	-	364,250	-	-	40,000	-	-	276,330	-	4,500	-	-	1,993,059	-	-	-	2,691,788.93

Training Service Local (Staff Development)	602,793	-	3,150	495,469	301,424	-	43,500	-	-	197,500	-	43,500	-	-	-	-	-	-	1,687,336.38
Postgraduate Research & Scholarships	-	-	-	-	-	-	-	-	-	-	-	110,000	-	-	-	-	-	-	110,000.00
Course Materials for Student & Learning Quality Improvement	-	-	-	-	-	-	-	-	-	733,032	-	-	-	-	-	-	-	-	733,032.00
Industry Internships , Practical & Career Guidance	-	-	-	-	-	-	-	-	-	-	-	-	-	340,200	-	-	-	-	340,200.00
Students Development Initiatives & Community Relations - Gen	75,608	-	-	1,250,280	-	-	743,082	-	-	-	-	-	-	-	-	-	-	-	2,068,969.56
Student Welfare Employee Welfare Student Councils & Social H	-	-	-	1,800	-	-	-	-	-	-	-	-	-	-	-	-	-	-	1,800.00

Holiday Warrants	316,895	78,180	19,170	961,745	66,560	9,210	402,410	63,510	-	144,700	-	-	-	-	-	-	-	-	2,053,170.00
Entertainment Expenses	1,086,636	137,348	399,535	775,324	218,288	1,560	291,986	34,423	-	297,263	272,544	1,433,269	16,867	31,393	-	-	-	2,861,648	7,856,525.09
Bank Charges	-	-	-	42,720	-	-	-	-	-	-	-	4,085	-	-	-	-	-	-	46,805.75
Awards and Indemnities/Endowments	31,265	5,000	30,000	-	-	5,000	132,000	-	-	5,000	-	-	-	-	-	-	-	-	203,265.00
Contribution & Membership Fees	64,997	-	-	-	53,165	-	7,500	-	-	-	-	5,000	-	-	-	-	-	-	130,661.67
Convocation	-	-	-	-	88,783	-	-	3,267,675	-	-	-	-	-	-	-	-	-	9,100	3,365,557.89

Examination Expenses	6,961,816	1,927,805	2,023,965	7,085,083	6,091,321	-	6,653,921	2,033,289	-	1,734,404	9,400	-	-	5,000	-	-	-	48,430,337	82,956,342.33
Others	937,190	184,176	218,161	176,881	382,627	139,263	757,502	243,500	-	254,236	26,501	4,501,897	331,164	110,805	-	-	-	142,535,400	150,660,040.30
Hostel Bursary	1,584,000	-	556,000	43,659	1,224,000	544,000	544,000	-	-	-	-	-	-	-	-	-	-	-	3,951,659.41
Interest Subidy on Property Loan	1,628,743	303,642	443,858	-	867,061	-	485,951	95,362	102,913	372,842	-	-	-	-	-	-	-	-	4,300,372.11
Bursary	7,836,700	59,200	3,246,900	56,000	6,912,200	2,481,900	2,481,900	-	-	3,725,000	-	-	-	-	-	-	-	-	24,317,900.00

Mahapola	27,727,550	-	12,165,950	13,561,500	14,813,350	12,305,550	12,305,550	-	-	3,047,900	-	-	-	-	-	-	-	-	83,621,800.00
Mahapola Trust Fund Component	34,038,900	-	16,020,450	22,343,550	19,194,100	14,302,850	14,302,850	-	-	4,011,650	-	-	-	-	-	-	-	-	109,911,500.00
T O T A L	447,616,517	71,742,457	115,378,331	600,879,162	213,720,414	39,602,728	447,333,813	25,473,843	12,012,984	133,085,329	5,654,216	26,350,516	3,633,414	4,060,159	2,053,559	209,750	-	379,673,565	2,488,878,030

**Expenditure Statement -Note 19-Programme 03-03-Teaching Resources,07-External Examination
08-Ancilliary Activities**

Object Title	Teaching Resources 03-01	External Law 07-01	Hostel 08-01	Total
101 - 2601 - Buildings (Recurrent)	-	-	9,740,502	9,740,502
Salaries & Wages - Acedemic				
Salaries & Wages	4,591,452	-	-	4,591,452
U.P.F.	905,929	-	-	905,929
Pension	704,884	-	-	704,884
E.T.F.	322,163	-	-	322,163
Acting Allowance	81,482	-	-	81,482
Academic Allowance	5,138,497	-	-	5,138,497
Cost of Living Allowance	983,681	-	-	983,681
Allowance	938,332	-	-	938,332
Other Allowance	317,800	-	-	317,800
Research Allowance	1,418,427	-	-	1,418,427
20% Allowance	943,323	-	-	943,323
Interim Allowance	1,108,129	-	-	1,108,129
Salaries & Wages - Non Academic				
Salaries & Wages	13,425,817	-	4,391,656	17,817,473
U.P.F.	1,712,560	-	521,773	2,234,333
Pension	1,093,111	-	354,366	1,447,478
E.T.F.	570,086	-	177,956	748,041
Acting Allowance	-	-	20,000	20,000
Overtime	2,555,502	-	230,068	2,785,570

Holiday Payments	1,784	-	-	1,784
Cost of Living Allowance	5,568,663	-	1,295,357	6,864,020
Allowance	2,692,569	-	879,994	3,572,564
Other Allowance	28,870	-	379,870	408,740
20% Allowance	5,267,048	-	1,690,094	6,957,142
Interim Allowance	6,227,647	-	1,434,571	7,662,219
Research Allowance	125,783	-	-	125,783
Total -Personal Emoluments	56,723,539	-	11,375,706	68,099,245
Travelling				
Domestic	-	-	714	714
Supplies & Requisites				
Stationery and Office Requisites	433,461	-	88,947	522,408
Fuel and Lubricants	48,790	-	-	48,790
Uniforms	1,800	-	1,800	3,600
Other	217,376	-	1,830,891	2,048,267
Maintenance of Assets				
Plant, Machinery and Equipment	1,327,037	-	199,925	1,526,963
Buildings and Structures	27,963	-	36,914	64,877
Other	20,100	-	19,150	39,250
Contractual Services				
Transport	11,389	-	120,680	132,069
Telecommunication	171,509	-	424,662	596,170
Postal Charges	14,945	-	-	14,945
Electricity	-	-	10,600	10,600
Water	-	-	511	511

Cleaning Services	1,715,100	-	13,880,684	15,595,784
Other	-	-	47,393	47,393
Other Services				
Training Service Local (Staff Development)	15,000	-	-	15,000
Holiday Warrants	189,873	-	-	189,873
Entertainment Expenses	32,416	-	11,238	43,654
Examination Expenses	-	-	7,845	7,845
Others	34,135	-	715,703	749,838
Interest Subidy on Property Loan	351,108	-	51,638	402,746
T O T A L	61,335,541	-	38,565,502	99,901,043

Expenditure Statement -Note 19-Programme 04-welfare Services

Object Title	Health Service	Physical Education	Welfare	Total
	04-01	04-02	04-03	
101 - 2601 - Buildings (Recurrent)	-	535,564	533,388	1,068,952
Salaries & Wages – Acedemic				
Salaries & Wages	-	364,343	-	364,343
U.P.F.	-	27,047	-	27,047
Pension	-	30,911	-	30,911
E.T.F.	-	11,592	-	11,592

Acting Allowance	-	3,375	-	3,375
Equalization Allowance	109,050	-	-	109,050
Visiting Lecture Fees	-	891,000	-	891,000
Cost of Living Allowance	-	101,400	-	101,400
Allowance	-	56,997	-	56,997
Research Allowance	-	-	15,276	15,276
20% Allowance	-	109,656	-	109,656
Interim Allowance	-	108,000	-	108,000
Salaries & Wages - Non Academic				
Salaries & Wages	4,855,815	4,141,616	5,415,526	14,412,957
U.P.F.	765,253	599,460	775,069	2,139,782
Pension	126,286	236,427	285,802	648,515
E.T.F.	183,217	170,561	216,322	570,100
Acting Allowance	-	37,120	-	37,120
Overtime	317,466	1,031,931	2,065,790	3,415,187
Holiday Payments	-	33,547	103,094	136,640
Cost of Living Allowance	1,591,200	1,466,400	1,794,000	4,851,600
Allowance	925,403	848,170	1,083,105	2,856,678
Other Allowance	40,560	1,200	5,400	47,160
20% Allowance	1,851,356	1,699,227	2,175,852	5,726,435
Interim Allowance	1,785,000	1,658,000	2,015,000	5,458,000
Research Allowance	-	-	168,033	168,033
Total -Personal Emoluments	12,550,606	13,627,977	16,118,268	42,296,852

Travelling				
Domestic	-	110,875	2,280	113,155
Foreign	-	523,476	-	523,476
Supplies & Requisites				
Stationery and Office Requisites	95,075	92,908	327,833	515,816
Fuel and Lubricants	8,883	53,271	-	62,154
Uniforms	36,200	14,475	33,400	84,075
Chemicals and Consumables	207,349	-	-	207,349
Medical Supplies	128,646	22,331	-	150,977
Other	327,728	4,572,801	1,267,598	6,168,127
Maintenance of Assets				
Plant, Machinery and Equipment	85,567	98,479	192,973	377,020
Buildings and Structures	-	913	7,043	7,956
Contractual Services				
Transport	288	43,206	3,556	47,050
Telecommunication	63,470	183,602	106,351	353,424
Postal Charges	-	5,790	33,465	39,255
Cleaning Services	-	1,658,515	-	1,658,515
Rent and Hire Charges	-	193,100	3,575,404	3,768,504
Rates And Taxes to Local Authorities	-	1,000	-	1,000
Other	7,495	5,250	-	12,745

Other Services	-	-	-	
Special Service -Professional & Others	-	26,500	22,000	48,500
Postgraduate Research & Scholarships	-	30,000	2,910,000	2,940,000
Students Development Initiatives & Community Relations – Gen	-	-	25,500	25,500
University Sports Activities - General Administration	-	1,392,380	-	1,392,380
Holiday Warrants	10,620	143,890	55,840	210,350
Entertainment Expenses	1,180	202,458	242,630	446,268
Contribution & Membership Fees	-	386,905	-	386,905
Examination Expenses	-	2,400	-	2,400
Others	-	21,300	2,037,220	2,058,520
Interest Subidy on Property Loan	30,868	-	-	30,868
T O T A L	13,553,975	23,949,366	27,494,749	64,998,091

Expenditure Statement -Note 19-Programme 05-Maintenance of Building & Facilities

Object Title	Land & Building	Electricity	Water Supply	Total
	05-01	05-02	05-03	
Salaries & Wages - Non Academic				
Salaries & Wages	13,751,931	953,456	350,400	15,055,787
U.P.F.	1,895,880	142,754	35,448	2,074,082
U.P.F-Arrears	-	-	-	-

Pension	1,010,349	25,397	40,512	1,076,258
E.T.F.	579,906	31,473	15,192	626,571
Overtime	1,764,301	-	-	1,764,301
Cost of Living Allowance	5,915,444	275,265	156,000	6,346,708
Allowance	2,703,170	156,235	70,080	2,929,485
Other Allowance	23,307	1,364	-	24,671
20% Allowance	4,680,804	316,167	140,093	5,137,063
Interim Allowance	6,612,476	305,871	170,000	7,088,347
Total -Personal Emoluments	38,937,569	2,207,981	977,725	42,123,275
Travelling				
Domestic	3,370	-	-	3,370
Supplies & Requisites				
Stationery and Office Requisites	315,391	-	-	315,391
Fuel and Lubricants	49,151	-	-	49,151
Uniforms	66,205	-	-	66,205
Other	509,194	-	-	509,194
Maintenance of Assets				
Plant, Machinery and Equipment	1,864,207	-	-	1,864,207
Buildings and Structures	6,817,785	-	-	6,817,785
Furniture	22,432	-	-	22,432

Contractual Services				
Transport	10,862	-	-	10,862
Telecommunication	64,886	-	-	64,886
Electricity	-	75,387,992	-	75,387,992
Water	-	-	23,677,474	23,677,474
Other	11,050	-	-	11,050
Other Services				
Training Service Local (Staff Development)	22,200	-	-	22,200
Holiday Warrants	308,257	-	-	308,257
Entertainment Expenses	9,661	-	-	9,661
Others	236,850	-	-	236,850
Interest Subidy on Property Loan	129,224	-	-	129,224
T O T A L	49,378,294	77,595,973	24,655,199	151,629,465

No. of Students Under Each Faculty & Recurrent Expenditure Per Student 2015

Faculty	Student No		Recurrent Expenditure		Administrative Over		Capital Cost		Total Recurent Cost		Total Cost		Cost Per Student	
	2014	2015	2014	2015	2014	2015	2014	2015	2014	2015	2014	2015	2014	2015
Arts	2,275	2,355	341,193,126	-	140,703,012	-	115,020,401	106,028,867	481,896,138	-	596,916,539	106,028,867	228,919	45,023
Education	339	334	59,541,275	-	20,966,295	-	17,139,304	15,037,640	80,507,570	-	97,646,874	15,037,640	268,982	45,023
Science	1,601	1,644	348,041,852	-	99,017,812	-	80,944,027	74,017,604	447,059,665	-	528,003,692	74,017,604	275,446	45,023
Medicine	1,177	1,371	474,567,092	-	72,794,482	-	59,507,258	61,726,359	547,361,573	-	606,868,831	61,726,359	479,230	45,023
Law	1,052	1,057	85,675,072	-	65,063,547	-	53,187,456	47,589,177	150,738,619	-	203,926,075	47,589,177	164,842	45,023
Management	1,784	1,780	152,152,828	-	110,335,901	-	90,196,218	80,140,714	262,488,729	-	352,684,947	80,140,714	160,767	45,023
Sri Palee	620	622	106,311,555	-	38,345,436	-	31,346,219	28,004,227	144,656,992	-	176,003,211	28,004,227	245,203	45,023
Total	8,848	9,163	1,567,482,801	-	547,226,485	-	447,340,884	412,544,588	2,114,709,286	-		412,544,588		

Administrative Overheads

Object Title	Expenditure for 2014	Expenditure for 2015
General Administration	103,273,134	-
Financial Administration	29,077,894	-
Supplies	6,303,133	-
Security	36,815,817	-
Transport	39,974,166	-
HETC	-	-
Examination	18,251,134	-
Teaching Resources	44,765,526	-
Health Service	11,801,311	-
Physical Education	21,945,586	-
Welfare	31,492,290	-
Maintenance	146,983,856	-
Hostel	30,769,848	-
S.D.C.	2,787,499	-
Research	20,122,658	-
KEID	1,389,624	-
Student Councillor's Office	1,473,008	-
Total	547,226,485	-

	Rs.	Rs.
	2014	2015
Average Cost Per Student	289,563	45,023
Total Cost	= 2,562,050,170	412,544,588
No of Students	8,848	9,163

** Capital Cost = Depreciation for the year

UNIVERSITY OF COLOMBO**TRIAL BALANCE AS AT 31ST DECEMBER 2015****(Figures Adjusted to the Nearest Rupee)**

Description	Debit	Credit
Salaries & Wages	351,179,798	
U.P.F	85,008,338	
Pension	29,330,728	
E.T.F	22,880,200	
Acting Allowance	96,857	
Academic Allowance	343,645,478	
Equalization Allowance	221,892	
Visiting Lecture Fees	100,366,894	
Cost of Living Allowance	68,227,668	
5% Allowance	73,308,257	
Other Allowance	31,257,320	
Gratuity	31,902,081	
Research Allowance (25%)	96,579,738	
20% Allowance	60,172,942	
Interim Allowance	76,980,830	
Salaries & Wages	254,747,888	
U.P.F.	32,253,304	
Pension	15,061,420	
E.T.F.	9,538,833	
Acting Allowance	93,165	
Overtime	33,584,786	
Holiday Pay	290,787	
Cost of Living Allowance - Non Academic	83,760,519	
5% Allowance		

	46,597,061	
Other Allowance	18,674,440	
Gratuity	6,509,158	
20% Allowance	89,120,516	
Interim Allowance	95,233,218	
Research Allowance	4,068,260	
Domestic	2,531,530	
Foreign	6,586,078	
Stationary and Office Requisite	30,392,117	
Fuel and Lubricant	9,653,587	
Uniforms	910,424	
Mechanical and Electrical Good	871,772	
Chemicals and Glassware – Hostel	23,931,791	
Medical Supplies	407,874	
Other	40,346,595	
Vehicles	9,484,916	
Plant, Machinery And Equipment	20,721,662	
Buildings and Structures	13,301,797	
Furniture	61,708	
Other	9,530,244	
Transport	2,467,769	
Telecommunication	28,965,806	
Postal Charges	2,485,041	
Electricity	97,107,345	
Security Services	43,539,806	
Water	26,498,424	
Cleaning Services	39,107,909	

Rent and Hire Charges	8,227,178	
Rates and Taxes to Local Authorities	11,074,491	
Printing & Advertising	5,136,490	
Other	2,085,685	
Special Service-Council & Committees	2,015,128	
Special Service -Professional & - Hostel	4,778,672	
Workshops, Seminars & Meetings	20,377,592	
Academic Research	2,826,939	
Training Service Local (Staff)	2,520,146	
Postgraduate Research & Scholarships - Hostel	3,050,000	
Course Materials for Student & Learning Quality Improvement	733,032	
Industry Internships, Practical & Career Guidance	340,200	
Students Development Initiatives & Community Relations	2,094,470	
University Sports Activities – Hostel	1,392,380	
Student Welfare Employee Welfare Student Councils & Social H	1,800	
Holiday Warrants	4,252,860	
Entertainment Expenses	9,601,838	
Bank Charges	67,840	
Awards and Indemnities/Endowment	354,290	
Contribution & Membership Fees	686,336	
Convocation	3,365,558	
Examination Expenses	83,017,657	
Others	158,370,613	
Hostel Bursary	3,951,659	
Interest Subidy on Property Loan	5,191,831	
Lease Interest	954,566	
Bursary	24,317,900	

Mahapola	83,621,800	
Mahapola Trust Fund Component	109,911,500	
101 - 2601 - Building (Recurrent)	55,110,699	
Expenditure on Research Grant,Centers & Funds	223,782,658	
Loss on Revaluation of Fixed Asset	4,855,995.03	
Endowments & Scholarships	282,305	
Sales of Discarded Assets - Losses - Fixed Assets	2,802,449	
Depreciation - Building Account	244,228,398	
Depreciation - Office-Furniture & Equipment	1,710,394	
Depreciation - Office-Furniture & Equipment	44,779,109	
Depreciation - Library Books & Periodicals	21,189,333	
Depreciation - Library Books & Periodicals	38,044	
Depreciation - Motor Vehicles Account	19,173,552	
Depreciation – Cloaks	568,736	
Depreciation - Laboratory & Teaching Equipment	61,863,442	
Depreciation - Laboratory & Teaching Equipment	1,328,353	
Depreciation - Fixtures & Fittings	6,779,164	
Depreciation - Fixtures & Fittings	209,315	
Depreciation - New Telephone System	1,434	
Depreciation – Software	8,986,079	
Depreciation - Sports Goods – TR	1,328,883	
Depreciation - Sports Goods – TR	360,354	
Govt- Grant for Recurrent Expenditure		2,238,000,000
Government Grant for Rehabilitation & Maintenance of C.A		55,110,699
Amortization of IT Grant		355,972,158
Internationalization of Universities In Sri Lanka		26,350,516
Grant From UGC		6,444,829

Grant Received from UGC for SDC		2,000,000
Knowledge Enhancement & Institutional Development		3,843,164.05
Strengthening Research		2,053,558.93
Registration Fees-Under-Graduate		5,963,910
Registration Fees-Post Graduate		1,339,000
Tuition Fees-Post Graduate- College House		5,916,500
Tuition Fees-Under Graduate -Foreing Students		12,722,606
Examination Fees-Under Graduate		82,950
Examination Fees-Post Graduate		405,500
Income Generated From Extension Courses - College House		7,983,237
Interest From Loans & Advances		5,367,093
Interest From Investment -		130,318,795
Rent From Properties		6,099,869
Medical Fees		910,700
Library Fees		1,711,887
Ancillary Activities		3,307,455
Sale of Publications		18,000
Sales of Old Stocks/Discarded Assets		3,676
Tender Fees		314,000
Suppliers Registration Fees		1,058,500
Application Fees-Post Graduate		13,584,501
Miscellaneous Receipts		35,403,131
Tender Fees		46,000
Exchange Gain & Loss A/C		1,235,279
Income From Violation Of Bonds - College House - Accounts Br		9,875,993
Bursary Account		24,317,900
Mahapola Account		83,621,800

Mahapola Trust Fund Component		109,911,500
Income From Extension Courses		673,974,192
Income From Research Grants,Centers & Funds		223,782,658
Income From Endowment Fund		282,305
Retained Earnings		637,809,804
Deferred Income-Extension Courses		637,684,147
Refundable Deposit-Extension Courses		6,079,036
Deferred Income-Research Program Income		97,355,476
Deferred Income-Centers Income		7,893,447
UGC Grant Account		2,910,992
Govt.Grant - Unspent Internationalization Of Universities		68,214,705
Govt.Grant - Unspent Knowledge Enhancement & Insti. Deve.		9,378,607
Unspent Grant Received from UGC		18,384,914
Govt.Grant - Unspent Human Capital Development Project		30,000,000
Capital Account		2,772,458,661
Capital Account		237,188,279
Gifts & Donation (Foreign)		34,814,825
Gifts & Donations (Local)		213,428,128
Gifts & Donations (Local)		80,000.00
Gifts & Donation (Foreign)		11,138,247
Gift & Donations-Local		17,800
General Reserve of The Inst		19,004,980
Income & Expenditure A/C		(1,307,061,800)
Assets Revaluation Reserve-Land		35,145,174,951
Assets Revaluation Reserve-Building		3,511,978,272
Assets Revaluation Reserve-Building		86,171,733
Assets Revaluation Reserve-Motor Vehicles		4,400,000

Assets Revaluation Reserve-Laboratory & Teaching Equipment		8,377,147
Provision for Gratuities		431,406,440
Tender Deposit		178,550
Sundry Deposits		4,234,354
Library Deposit		40,917,326
Security Deposit		654,993
Security Deposits (Hostels)		267,043
Bid Bond Account		92,303
Accrued Expenses		108,353,344
Stamp Duty Payable		209,464
Sundry Creditors		1,629,957
Retention A/C		67,028,458
Money Received for Payments		1,258,926
Rmu Fund A/C		658,138
Water/Electricity Payable		2,745,000
Accrued Expenses-FM (313)		10,163,306
N.C.A.S. A/C		21,825
Creditors		33,904,574
Money Payable to Others		303,011
Payee Tax Payable		3,950,368
Pre Income Received A/C		136,333
Sport Fee Payable		55,350
Mahapola Trust Fund Payable A/C		2,071,500
Payable Bursary		2,243,000
Payable to Sripalee Campus		4,036,784.45
Cloak Deposit A/C		4,690
UOC Payable Account – RMU		9,983,393

Payable to UCDF		7,256,392
Lease Creditor-BoC		18,435,834
Over Recovery Festival Advance		8,250
Lands Account	35,296,230,000	
Buildings Account	4,895,602,543	
Buildings - Control Account	29,412,414	
Office - Furniture & Equipment	508,283,699	
Office Furniture & Equipment - Non Treasury Fund	29,950	
Library Books & Periodicals	368,866,716	
Motor Vehicles Account	111,088,855	
Cloaks	4,630,150	
Laboratory & Teaching Equipment	648,760,932	
Equipment for New Building	1,354,924	
Fixtures & Fittings	79,416,196	
Fixtures & Fittings - Non Treasury Fund	90,500	
New Telephone System	8,599,899	
Software Packages	49,290,602	
Sports Goods - Treasury Fund	21,818,422	
Provision for Depreciation - Building Account		482,573,897
Provision for Depreciation - Office-Furniture & Equipment		214,254,448
Provision for Depreciation - Library Books & Periodicals		314,649,551
Provision for Depreciation - Motor Vehicles		77,069,939
Provision for Depreciation – Cloaks		3,537,217
Provision for Depreciation - Laboratory & Teaching Equipment		449,576,766
Provision For Depreciation - Equipment for New Building		1,354,924
Provision for Depreciation - Fixtures & Fittings		24,006,207
Provision for Depreciation - New Telephone System		8,591,058

Provision for Depreciation – Software		24,806,434
Provision for Depreciation - Sports Goods		1,689,237
Faculty of Medicine. (Pre-Clinical)	625,161,784	
WIP-Rehabilitation-Faculty of Medicine	6,469,495	
WIP - Faculty of Graduate Studies-	292,745,854	
Examination Hall	54,835	
Faculty of Education-Extension	107,295,831	
Faculty of Mgt & Finance-Extension	1,346,148	
WIP-Sujatha Jayawardane Hostel (H7) (CHSW00-BU-460001-00131)	4,231,963	
WIP-Administrative Unit (C2) (CHRG00-BU-460001-00002)	78,770	
WIP-Arts Faculty (A6) (FADO 00-BU-460001-00009)	1,854,751	
WIP- Student Information System	1,600,000	
WIP-Health Center	1,285,164	
WIP-4 Storied Hostel (Front Building) (Blom Fontain Hostel)	7,265,135	
WIP-4 Storied Hostel (De Seram Hostel)	1,388,375	
Investments Security Deposit	3,452,024	
Security Deposits NSB Invest	13,586	
Investments Special Grants	610,309,843	
Investments (Breach of Contract)	264,000	
Investments - Research A/C (Excess Money)	173,078,472	
Investments (Faculty of Medicine)	33,031	
Investments - Diploma In Forensic Medicine	1,317,449	
Investments Sri Lanka Journ	90,000	
Investments - Department Of Surgery	400,000	
Investments - Deans' Office Welfare Fund	1,000,000	
Investments - Student Distress Relief Fund	381,028	
Investment Fixed Deposit	164,161,528	

Investment Fixed Deposit	5,009,256	
Investment Seven Day Call Deposits	110,000,000	
Investment Seven Day Call Deposits - RMU	52,000,000	
Investment - 6 Month FD	61,804,931.52	
Investment Seven Day Call Deposits - FGS	10,500,000	
Investments - 63 Scholarship Funds	300,000	
Investment Endowment	2,517,693	
Sports Promotion Fund	1,901,043	
Investments - Channa Gunaratne Memorial Fund	230,438	
Fixed Deposit - A/C 20	806,987,152	
Investments - Dilshani Perera Fund	100,000	
Fixed Deposit - VCUC	7,000,000	
Fixed Deposit – Nerec	36,532,274	
Investments - Dr. Harald Wijethunge Fund	300,000	
Fd-Sri Lanka Journal Of International Law	3,175,608	
Investments - Dr.A.L.Abeywardhane Fund	100,000	
Investments - Dr.Alaric Jayasinghe Memorial Fund	280,000	
Fixed Deposit A/C 26	42,400,433	
Investments - Dr.M.H.Saddasena Bursary Fund	200,000	
Fixed Deposit - A/C 6323	1,830,473	
Investments - Dr.M.N.Burhan Scholarship Fund	80,000	
Investments - Dr.Michel Anthoney Bursary Fund	100,000	
Investments - Dr.V.F.Weerasekara Fund	150,000	
Investments - Drogo Austin Gold Medal Fund	150,000	
Investments - F.W.Bandaranayake Memorial Fund	50,000	
Investments - Friends of Sri Lanka Fund	233,340	
Investments - Gandhi Nelson Fund	1,100,000	

Investments - Gauri Selvanathan Trust	4,000,000	
Investments	166,797,929	
Investment – SDC	2,742,588	
Investment - Prof.Ariyapala Jayasekara Fund	6,731,516	
Dr.Lakshman De Silva & Dr.Lakshmi De Silva Bursaries	500,000	
Investment - Public Health & Health Professions Education Rese	12,361,455	
DR.SUNIL PERERA BURSARY IN MEMORY OF LATE NARBERT & MARGARET	250,000	
Investment – RHDC	1,000,000	
Investment - DR.Malkanthe Wijesinghe Memorial Fund	1,010,000	
Investments (Endowment Fund)	53,372,690	
P.B.13 - 086-100-1911-89654	8,015,277	
P.B.167-1001-9317-0314	9,487,267	
P.B A/C-086-100-1411-89661	2,653,474	
P.B.150102 - 004-100-1802-1	1,903,524	
P.B.167-1001-1317-0313	7,088,555	
P.B A/C-086-100-1911-89668	75,000	
P.B.18 - 086-100-1811-89659	2,661,072	
P.B.167-1002-8317-0314	402,450	
P.B.01 - 086-100-1711-89650	22,936,631	
P.B.Mahapola Account - 086-100-1011-89762	293	
Cash Book - 0000719973 – C	3,921,694	
P.B-086-100-1611-89655	4,138,400	
Cash Book - 0000719972 – R	3,797,611	
Cash Book – 0000719939	4,042,703	
P/B Thimbiri.-086100161189660 – UOC	15,083,447	
P/B-Thimbir. -086-100171189688 - S/	543,154	
P/B Thimb.086-100111189691 SIDA/Are	1,340,305	

P/B Thim. Rfc/Sa/Us\$/90/100	15,265,027	
P/B-Thimbi. 086-100131189666 – CSHR	(135,663)	
P/B Tnimbi. 086-100131191768 – CUCEC	369	
P/B THIMBIRI.-086100130013550 – UOC	8,412,723	
Sundry Debtors	201,510	
Deposit Payments	13,346,668	
Interest Receivable	21,027,257	
Receivable To Mahapola & Bursary	28,079,700	
Receivable Money From CH	4,036,784	
Pre Payments	5,217,942	
Pre Payments	105,812	
Pre Payments	129,947	
Pre Payments	758,682	
Receivable A/C – RMU	575,000	
Receivable A/C – FM	550,000	
Research Advance Account	3,838,048	
Interest From Loans & Advances	20,549	
Interest Receivable A/C	28,799,462	
Miscellaneous Advances	4,475,442	
Sundry Advance - Extension Courses	40,785	
Loan to Amalgamated Club	1,549,008	
Advance Capital Work	750	
Stores Advance A/C	1,165,331	
Advance for Capital Supplies	665,177	
Advance Payment For Library	4,136,840	
Advance for Consumable Supplies	249,171	
Advance for Consumable Supplies	16,420	

Salary Advances	1,001,987	
Research Advance A/C	152,979	
Advance for Programmers – 2015	3,724,447	
Salary Advance - Faculty of Medicine	74,392	
Examination Exp.Advance	354,058	
Festival Advance	667,850	
Special Advance	19,850	
Special Advance	997,350	
Mobilization Advances	98,231,652	
Mobilization Advances	812,980	
Mobilization Advances	21,578,091	
Advance Payment For Foreign Supplies	7,900,011	
Postal Deposits	12,551	
Staff Loan	976,492	
Distress Loan	118,158,267	
Distress Loan Separate A/C	4,184,906	
Transport Loan	5,181,447	
Provident Fund Loan	(83,292)	
Computer Loan	3,972,666	
U.G.C. Account	312,715	
U.G.CReceivable A/C Air Fare	1,936,164	
Faculty of Graduate School	135,698	
New Acc. Unit - Receivable for Consumables	2,067,038	
Transfer of Money Between Current A/C	0	-
Petty Cash Account	12,266	-
Transfer of Money Between Current A/C		3,039,783
FGS-Receivable for Consumable	441,470	

RMU-Receiveable for Consumable	718,632	
HETC-Receiveable for Consumable	50,820	
FM-Receiveable for Consumable	71,856	
Assets Auctionable	841,605.97	
Interest in Suspence-Lease Creditor	1,619,352.69	
Specific Reserve		1,715,660,869
Inventory – Maintenance	10,522,078	
Specific Reserve	5,346,539	
Inventory – Stationary	10,778,069	
Specific Reserve	318,786,936	
Debtors	377,206,529	
Total	50,375,235,448	50,375,235,448



විගණකාධිපති දෙපාර්තමේන්තුව

கணக்காய்வாளர் தலைமை அபிபதி திணைக்களம்

AUDITOR GENERAL'S DEPARTMENT



මගේ අංකය
எனது இல. } එවර්ඩ්/බී/සුබ්/6/15/05
My No. }

ඔබේ අංකය
உமது இல. }
Your No. }



දිනය
திகதி } 2017 පෙබරවාරි 22 දින
Date }

උපකුලපති,

කොළඹ විශ්වවිද්‍යාලය

කොළඹ විශ්වවිද්‍යාලයේ 2015 දෙසැම්බර් 31 දිනෙන් අවසන් වර්ෂය සඳහා වූ මූල්‍ය ප්‍රකාශන පිළිබඳව
1978 අංක 16 දරන විශ්වවිද්‍යාල පනතේ 108(1) වගන්තිය ප්‍රකාරව විගණකාධිපති වාර්තාව

මාගේ සමාංක හා 2016 දෙසැම්බර් 24 දිනැති ලිපියට යොමුවේ.

02. ඉහත සඳහන් ලිපිය සමඟ එවන ලද මාගේ වාර්තාවේ ඉංග්‍රීසි අනුවාදය මේ සමඟ එවා ඇත.


සබ්ලිටි.ප්‍රේමනන්ද

නියෝජ්‍ය විගණකාධිපති

විගණකාධිපති වෙනුවට.

- පිටපත් :
1. ලේකම් - උසස් අධ්‍යාපන හා මහාමාර්ග අමාත්‍යාංශය
 2. ලේකම් - මුදල් අමාත්‍යාංශය
 3. සභාපති - විශ්වවිද්‍යාල ප්‍රතිපාදන කොමිෂන් සභාව

SATA
for signature
22/2
VC

ap/04
p/h gmk.



විගණකාධිපති දෙපාර්තමේන්තුව
கணக்காய்வாளர் தலைமை அபிபதி திணைக்களம்
AUDITOR GENERAL'S DEPARTMENT



මගේ අංකය } HED/B/UOC/6/15/05
 எனது இல. }
 My No. }

ඔබේ අංකය }
 உமது இல. }
 Your No. }

දිනය } 24 December 2016
 திகதி }
 Date }

The Vice Chancellor,
 University of Colombo

Report of the Auditor General on the Financial Statements of the University of Colombo for the year ended 31 December 2015 in terms of Section 108(1) of the Universities Act, No 16 of 1978.

The audit of financial statements of the University of Colombo for the year ended 31 December 2015 comprising the statement of financial position as at 31 December 2015 and the statement of financial performance, statement of changes in equity and cash flow statement for the year then ended and a summary of significant accounting policies and other explanatory information, was carried out under my direction in pursuance of provisions in Article 154 (1) of the Constitution of the Democratic Socialist Republic of Sri Lanka read in conjunction with Section 13 (1) of the Finance Act, No.38 of 1971 and Sub-section 107 (5) of the Universities Act, No. 16 of 1978. My comments and observations which I consider should be published with the Annual Report of the University in terms of Section 108 (1) of the Universities Act, appear in this report. A detailed Report in terms of Section 108 (2) of the Universities Act, will be furnished to the Vice Chancellor of the University in due course.

1.2 Management's Responsibility for the Financial Statements

Management is responsible for the preparation and fair presentation of these financial statements in accordance with Sri Lanka Public Sector Accounting Standards and for such internal control as the management determines is necessary to enable the preparation of financial statements that are free from material misstatements whether due to fraud or error.

1.3 Auditor's Responsibility

My responsibility is to express an opinion on these financial statements based on my audit. I conducted my audit in accordance with Sri Lanka Auditing Standards consistent with International Auditing Standards of Supreme Audit Institutions (ISSAI 1000 – 1810). Those Standards require that I comply with ethical requirements and plan and perform the audit to obtain reasonable assurance about whether the financial statements are free from material misstatements.

An audit involves performing procedures to obtain audit evidence about the amounts and disclosures in the financial statements. The procedures selected depend on the auditor's judgments, including the assessment of the risks of material misstatements of the financial statements, whether due to fraud or error. In making those risk assessments, the auditor considers internal control relevant to the University's preparation and fair presentation of the financial statements in order to design audit procedures that are appropriate in the circumstances, but not for the purpose of expressing an opinion on the effectiveness of the University's internal control. An audit also includes evaluating the appropriateness of accounting policies used and the reasonableness of accounting estimates made by management, as well as evaluating the overall presentation of financial statements. Section 111 of the Universities Act, No 16 of 1978 gives discretionary powers to the Auditor General to determine the scope and extent of the audit.

I believe that the audit evidence I have obtained is sufficient and appropriate to provide a basis for my audit opinion.

1.4 Basis for Qualified Opinion

My opinion is qualified based on the matters described in paragraph 2.2 of this report.



2. Financial Statements

2.1 Qualified Opinion

In my opinion, except for the effects of the matters described in paragraph 2:2 of this report, the financial statements give a true and fair view of the financial position of the University of Colombo as at 31 December 2015 and its financial performance and cash flows for the year then ended in accordance with Sri Lanka Public Sector Accounting Standards.

2.2 Comments on Financial Statements

2.2.2 Failure to Disclosure the Related Party Transactions

Even though the approval of the Cabinet of Ministers should be obtained before the commencement of a company within the University, a limited by Guarantee Company named Colombo Science and Technology Cell had been registered under the Companies Act, in the year 2013. The Head Office of this Company had been housed in a building belonging to the Faculty of Science of the University of Colombo and the other physical and human resources including computer and accessories of the University had been utilized, whereas an agreement had not been entered into on the utilization of the property of the University. A sum of Rs.294,763 had been paid to the University in lieu of the utilization of the resources of the University.

2.2.3 Sri Lanka Public Sector Accounting Standard 07

As the useful life of the non-current assets had not been reviewed annually in accordance with the Sri Lanka Public Sector Accounting Standard 07, assets costing Rs.611,787,370 were further being used despite being fully depreciated. Accordingly, action had not been taken to revise the estimated error in terms of the Sri Lanka Public Sector Accounting Standard 03.

2.2.4 Accounting Deficiencies

The following observations are made.

- (a) The value of the cancelled cheques should be credited to the income during the relevant year. Nevertheless, the cancelled cheques totalling Rs.177,723 of the Faculty of Graduate Studies had not been credited to the income and it had been credited to the Faculty Development Fund maintained by the Faculty during the year 2015.
- (b) Although the courses relating to 45 batches of students had been completed in the year 2014, instead of crediting the surplus income amounting to Rs.85,593,750 to the Accumulated Fund, a sum of Rs.31,353,952 had been credited to the Faculty Development Fund and the balance of Rs.54,239,798 had been brought to account as the deferred income.

2.2.5 Lack of Evidence for Audit

The evidence indicated against the following items of accounts had not been made available to audit.

Item of Accounts -----	Value ----- Rs.	Evidence not made available -----
Deposit in the Ceylon Electricity Board.	1,301,500	Relevant bills or other supporting documents.
Lands	35,296,230	Title Deeds
Distress Loans	4,184,905	Schedules

2.3 Accounts Receivable and Payable

Even though the Festival Advance should be deducted from the salaries of the officers concerned within 10 months from the date of issue of the advances, the balance of advances amounting to Rs.179,100 granted before the year 2015 had not been recovered even by the end of the year of accounts and the matters relating to this failure to recover and the age analysis of the advances in arrears had not been furnished to audit.

2.4 Transactions not Supported by an Adequate Authority

The following observations are made.

- (a) Sums of Rs.2,060,300 and Rs.5,443,800 out of the income from the courses conducted by the University in the years 2014 and 2015 respectively had been paid to the officers of the Executive Grade of the University as Honorarium Payments in addition to the salaries and allowances approved by the University Grants Commission without proper approval of the General Treasury, Ministry of Higher Education or the University Grants Commission.
- (b) Even though the University Grants Commission or the Ministry of Finance or the Department of Public Enterprises had not granted approval by circulars for the payment of participation allowance to the members who participate in the Faculty Board meetings held by the University and the Academic Board meetings or the Faculty Board meetings held by the Faculty, a sum of Rs.1,106,217 had been paid in the year 2015 by the Faculty of Graduate Studies as participation allowance to the members of the Faculty Boards and the Academic Boards.
- (c) In addition to the salaries and allowances approved by the University Grants Commission, a sum of Rs.738,750 had been paid to 06 employees of the Faculty of Graduate Studies as allowances from the income of 13 courses conducted by the Faculty of Graduate Studies without the proper approval of



the General Treasury, Ministry of Higher Education or the University Grants Commission.

- (d) Out of the interest income received for the investments in fixed deposits, the University had transferred a sum of Rs.25 million to a Medical Insurance Welfare Fund without proper approval.

2.5 Non-compliance with Laws, Rules, Regulations and Management Decisions.

The following on-compliances with Laws, Rules, Regulations and Management Decisions were observed.

Reference to Laws, Rules, Regulations, etc.	Non-compliance
(a) Establishments Code of the University Grants Commission and Higher Education Institutions	
(i) Sections 3.1 and 3.2 of Chapter XX	Although the arrival and departure of all the academic and non-academic staff of the University should be recorded, arrival and leave of 703 academic officers could not be established and as such the accuracy of the salaries and allowances of Rs.1,232,701,445 could not be examined.
(ii) Section 2.2 of Chapter IX and the Circular No.575 dated 21 June 1993 of the University Grants Commission.	In making payments for discharging duties during weekends and the public holidays, a standing allowance had been paid without complying with the provisions. As such, a sum of Rs.298,743 had been overpaid.



- (b) Section 99 (1) of Chapter XIII of the Universities Act, No.16 of 1978. Apart from the Fund required to be maintained by the University, 84 other Funds had been maintained and sums totalling Rs.201,997,336 had been transferred to those Funds during the year under review without formal approval.
- (c) Management Services Circular No.02/2014 dated 11 February 2014. Even though the provisions made from the Consolidated Fund should not be spent on the research expenditure, research assistance amounting to Rs.3,824,931 had been granted during the year under review out of the provisions made by the Consolidated Fund to the University.
- (d) Financial Regulation of the Democratic Socialist Republic of Sri Lanka. Financial Regulation 371
- (i) Although the grant of advances should solely be limited to the officers of the Staff Grade, advances totalling Rs.2,140,650 had been paid in 128 instances to 29 officers not in the Staff Grade.
 - (ii) Although the advances should be settled immediately after the completion of the purpose for which it is granted, action had not been taken to settle the advances aggregating Rs. 2,707,277 granted in 15 instances despite the lapse of a periods from 34 days to 279 days from the grant of advances.



(iii) Even though the advances should be paid only upon a properly forecasted expenditure estimate, advances had been granted without such estimate and as such advances amounting to Rs.460,625 had been granted in 23 instances in respect of expenditure of Rs.158,201.

(e) Public Finance Circular No.03/2015 dated 14 July 2015. Although the maximum limit of advances can be granted at a time is Rs.100,000, the University had granted advances ranging from Rs.105,000 to Rs.300,000 in 17 instances surpassing the provisions in the Circular.

3. Financial Review

3.1 Financial Results

According to the financial statements presented, the operations of the University for the year ended 31 December 2015 had resulted in a surplus of Rs.326,038,151 as compared with the corresponding surplus of Rs. 372,221,037 for the preceding year, thus indicating a deterioration of Rs.46,182,886 in the financial results during the year under review as compared with the preceding year. Although the Government Grants had increased by Rs.467,055,692, the increase in the expenditure on salaries and wages by Rs.400,333,561 and overhead cost by Rs.130,653,265 had been the main reason for above deterioration of the financial result.

An analysis of the financial results of the year under review and the four preceding years revealed that, although 52 per cent decrease in the financial results of the University was shown in the year 2012 as compared with the year 2011, the surplus had ceaselessly increased in the years 2013 and 2014 and a slight decrease was shown

again in the year 2015. However, when taking into consideration the employees' remuneration, tax paid to the Government and the depreciation for the non-current assets, the contribution of the University had continuously increased from the year 2011 and it had been Rs.2,302,710,433 and Rs.2,629,543,494 in the years 2014 and 2015 respectively. Accordingly, the increase in the contribution during the year under review had been 14 per cent as compared with the year 2014.

4. Operating Review

4.1 Management Activities

The following observations are made

- (a) The SIDA SAREC Project initiated in the year 2003 had been completed in the year 2010. In terms of Clause 07 of the agreement relating to the project, if any balance exists after the completion of the agreed purpose, it should be given to the Government of Sweden. Nevertheless, the surplus of the project amounting to Rs.2,543,154 had been further retained by the University.
- (b) A post titled the Academic Director not included in the Approved Cadre of the Faculty had been created and allowances totalling Rs.165,000 at Rs.15,000 per month had been paid during the year under review. The written evidence on the duties assigned to the Lecturer for the payment of this allowance had not been made available.
- (c) The Registrar of the Faculty had obtained an allowance of Rs.210,000 during the year under review at Rs.35,000 per month by stating that he had supervised the building of the Faculty of Graduate Studies under construction. The payment had been made despite the non-submission of a report on the manner of supervision done and the observations made at such supervision by the Registrar.
- (d) Even though the Commissioner General of Examinations had informed the Registrar to take legal action in terms of the Public Examination Act, No.25 of



1968 and the Penal Cord against a person who serves in the University as a Computer Application Assistant for the preparation of faked certificate of examination results and inform him. Instead of taking legal action, he had been removed from the service and given approval for him to obtain the contribution from the University Provident Fund and the Employees Trust Fund.

- (e) A sum of Rs.36,019,234 remained receivable from 31 lecturers who had breached the agreements and bonds by the end of the year under review and out of this balance, a sum of Rs.1,892,022 was due from 07 lecturers who had violated the agreements prior to the year 2010. Nevertheless, any steps whatsoever had not been taken against them. Further, the agreements entered into after the year 2010 incorporated a condition that, the money due in the agreements could be recovered from the University Provident Fund. Nevertheless, no action whatsoever had been taken to recover a sum of Rs.3,561,741 receivable from the Provident Funds of the lecturers concerned, notwithstanding the lapse of more than a period of 3 years from the violation of 2 agreements which included the above condition.

4.2 Underutilization of Funds

The following observations made.

- (a) Notwithstanding the existence of an opening balance of Rs.41,618,780 in the Government Grants Account, a sum of Rs.55,000,000 had been obtained from the General Treasury in order to incur an expenditure of Rs.28,404,075. It was observed that a balance of Rs.68,214,705 remained idle in that account as a result of taking action without a proper estimate.
- (b) Although a capital grant amounting to Rs.25,000,000 obtained for the Students Centered Education had been included in the capital expenditure during the year under review, only a sum of Rs.209,750 had been spent.
- (c) According to the agreement relating to the cleaning activities, the amount payable to the cleaning institution should be computed based on the rates

agreed to make the payments according to the number of employees involved in the cleaning activities and the number of days that the service was provided. Nevertheless, payments had been made without complying with that requirement and as such it was observed at the test check that a difference of Rs.1,124,240 existed between the amount payable per month in terms of the Cleaning Agreement of each Faculty and the amount paid.

- (d) Even though the lecturers who obtain the research assistance should complete their researches on the date specified in the research proposal and submit the final research report, the final research reports of 12 lecturers who had obtained research assistance totalling Rs.9,136,737 had not been submitted despite the lapse of one year since the last day specified for the submission of the final research report.
- (e) The loan balances remains receivable from 14 employees who had left the University Service on various grounds amounted to Rs.1,243,481 and legal action had not been taken to recover that loan balance which exist over long period ranging from 5 to 10 years.

4.3 Identified Losses

The physical verification of books carried out as at 31 December of the year under review revealed that, 27,367 books valued at Rs.3,292,524 had been misplaced. No action whatsoever had been taken on these books and any adjustment had not been made in the financial statements.

4.4 Staff Administration

While there were 362 vacancies in the approved cadre of the University, action had not been taken to fill those vacancies and 103 employees had been recruited on contract basis. Accordingly, salaries amounting to Rs.27,804,822 had been paid to them during the year under review. The contract period of most of the employees had exceeded 5 years.



5. Systems and Controls

Deficiencies in systems and controls observed during the course of audit were brought to the notice of the Vice Chancellor of the University from time to time. Special attention is needed in respect of the following areas of control.

Areas of System and Control	Observations
(a) Finance Control	Cancellation of cheques, re-issuance and crediting to the income had been at a weak level.
(b) Contract Administration	Failure to maintain the relevant files properly and weak level of supervision.
(c) Fixed Assets Control	Failure to maintain a proper register on retention money. Failure to establish the ownership of the property, poor level of maintenance and disposal.
(d) Debtors and Creditors Control	Failure to take necessary action to settle balances.
(e) Staff Administration.	Failure to comply with the Scheme of Recruitment properly, Not recording the arrival and the departure of the Academic staff.
(f) Library Administration	Failure to conduct the Board of Surveys properly, Misplacements, Failure to maintain comparative registers properly.

H.M. Gamini Wijesinghe

Auditor General

2017/04/04

Auditor General,
Auditor General's Department.

Report of the Auditor General on the Financial Statements of the University of Colombo for the year ended 31 December 2015 in terms of Section 108(1) of the Universities Act, No 16 of 1978.

2.2	Comments on Financial Statements	
2.2.2	Failure to Disclosure the Related Party Transactions	
	<p>Even though the approval of the Cabinet of Ministers should be obtained before the commencement of a company within the University, a limited by Guarantee Company named Colombo Science and Technology Cell had been registered under the Companies Act, in the year 2013. The Head Office of this Company had been housed in a building belonging to the Faculty of Science of the University of Colombo and the other physical and human resources including computer and accessories of the University had been utilized, whereas an agreement had not been entered into on the utilization of the property of the University. A sum of Rs.294,763 had been paid to the University in lieu of the utilization of the resources of the University.</p>	<p>In order to obtain the approval of the Cabinet of Ministers for the establishment of "Colombo Science & Technology Cell (Cell)", the University Grants Commission has made a request to the Ministry of Higher Education and Highways on 26.09.2016.</p> <p>The Chairman of the University Grants Commission has made arrangement to enter into an memorandum of understanding with the Secretary to the Ministry of Higher Education and High Ways with regard to the use of the land owned by the University specified in the annexure.(Annexure 01)</p>
2.2.3	Sri Lanka Public Sector Accounting Standards	

	As the useful life of the non-current assets had not been reviewed annually in accordance with the Sri Lanka Public Sector Accounting Standard 07, assets costing Rs.611,787,370 were further being used despite being fully depreciated. Accordingly, action had not been taken to revise the estimated error in terms of the Sri Lanka Public Sector Accounting Standard 03.	Requests have been made to the Department of Valuation to revalue these assets. The Letter dated 15.10.2015 is attached herewith and action will be taken to get this work done before April 2017. (Annexure 2)
2.2.4	Accounting Deficiencies	
	The following observations are made.	
(a)	The value of the cancelled cheques should be credited to the income during the relevant year. Nevertheless, the cancelled cheques totalling Rs.177,723 of the Faculty of Graduate Studies had not been credited to the income and it had been credited to the Faculty Development Fund maintained by the Faculty during the year 2015.	This has been corrected in the year 2016.
(b)	Although the courses relating to 45 batches of students had been completed in the year 2014, instead of crediting the surplus income amounting to Rs.85,593,750 to the Accumulated Fund, a sum of Rs.31,353,952 had been credited to the Faculty Development Fund and the balance of Rs.54,239,798 had been brought to account as the deferred income.	According to the Circular No.04/2016 of the University Grants Commission, action has been taken in the year 2016 to close the accounts of the courses fully completed in the year 2015/2016.
2.2.5	Lack of Evidence for Audit	

	The evidence indicated against the following items of accounts had not been made available to audit.						
	Item of Accounts	Value Rs.	Evidence not made available	Date	Vehicle No.	Name.	Description
	Deposit in the Ceylon Electricity Board	1,301,500	Relevant bills or other supporting documents.	1999	VN 1282,1283,1284	Ceylon Electricity Board	Supply of electricity to the Agriculture Research Institute Weligaththa.
	Lands	35,296,230	Title Deeds	2006	VN 392	Ceylon Electricity Board	Supply of electricity to the Medical Faculty
	Distress Loans	4,184,905	Schedules	<p>Action has been taken to obtain the letters of confirmation for the above deposits from the Ceylon Electricity Board.</p> <p>Action has been taken to obtain the title deeds.</p> <p>Subsequent to further examining the accuracy of this credit balance, action will be taken to adopt the relevant measures.</p>			
2.3	Accounts Receivable and Payable						
	Even though the Festival Advance should be deducted from the salaries of the officers concerned within 10 months from the date of issue of the advances, the balance of advances amounting to Rs.179,100 granted before the year 2015 had not been recovered even by the end of the year of accounts and the matters relating to this failure to recover and the age			<p>The age analysis has been presented along with the accounts of the year 2016.</p> <ul style="list-style-type: none"> i. A sum of Rs.53,600 has been recovered in the years 2016 and 2017. ii. Necessary action has been taken to recover a sum of 			

	analysis of the advances in arrears had not been furnished to audit.	Rs.35,600.00 from the University Provident Fund, whereas their funds have not been released due to the failure of the University to control the same. iii. A sum of Rs.89,00.00 is of the officers transferred to various Universities and action has been taken to recover that sum from the respective universities.
2.4	Transactions not Supported by an Adequate Authority	
	The following observations are made.	
(a)	Sums of Rs.2,060,300 and Rs.5,443,800 out of the income from the courses conducted by the University in the years 2014 and 2015 respectively had been paid to the officers of the Executive Grade of the University as Honorarium Payments in addition to the salaries and allowances approved by the University Grants Commission without proper approval of the General Treasury, Ministry of Higher Education or the University Grants Commission.	This has been regularized from 01.01.2016 in accordance with the University Grants Commission Circular No.2016/04.
(b)	Even though the University Grants Commission or the Ministry of Finance or the Department of Public Enterprises had not granted approval by circulars for the payment of participation allowance to the members who participate in the Faculty Board meetings held by the University and the Academic Board meetings or the Faculty Board meetings held by the Faculty, a sum of Rs.1,106,217 had been paid in the year 2015 by the Faculty of Graduate Studies as participation allowance to the members of the Faculty Boards and the Academic Boards.	These payments have been made in accordance with Public Enterprises Circular No. PED 03/2015 of the Ministry of Finance. A sum of Rs.2,800.00 in respect of participation in one meeting has been paid at one member of the Faculty Boards as the participation allowance in the year 2015. A sum of Rs.2,800.00 in respect of participation in one meeting has been paid at one member of the Academic Boards as the allowances in the year 2015 and a sum of Rs.3,160.00 has been paid to the member who held the office of the Chairperson of such Academic Board Meetings.
(c)	In addition to the salaries and allowances approved by the University Grants	This has been regularized from 01.01.2016 in accordance with the

	Commission, a sum of Rs.738,750 had been paid to 06 employees of the Faculty of Graduate Studies as allowances from the income of 13 courses conducted by the Faculty of Graduate Studies without the proper approval of the General Treasury, Ministry of Higher Education or the University Grants Commission.			University Grants Commission Circular No.2016/04.
(d)	Out of the interest income received for the investments in fixed deposits, the University had transferred a sum of Rs.25 million to a Medical Insurance Welfare Fund without proper approval.			According to the Letter dated 07.02.2014 of the Department of National Budget, it has been informed that the approval of the Treasury is not necessary for the maintenance of Ledger Accounts. (Annexure 03)
2.5	Non-compliance with Laws, Rules, Regulations and Management Decisions.			
	The following on-compliances with Laws, Rules, Regulations and Management Decisions were observed.			
		Reference to Laws, Rules, Regulations, etc.	Non-compliance	
	(a)	Establishments Code of the University Grants Commission and Higher Education Institutions		
		Sections 3.1 and 3.2 of Chapter XX	Although the arrival and departure of all the academic and non-academic staff of the University should be recorded, arrival and leave of 703 academic officers could not be	(i) It is informed that the academic staff is taking action according to the circumstances where, the practicals and relevant lectures required for the studies in keeping with the continuous evaluation system connected with the present semester system are conducted and according to the research activities and Library services required for that purpose.

			established and as such the accuracy of the salaries and allowances of Rs.1,232,701,445 could not be examined.	As this is a policy decision required to be taken by the University Grants Commission, it is beyond the control of the University Administration.
		(ii) Section 2.2 of Chapter IX and the Circular No.575 dated 21 June 1993 of the University Grants Commission.	In making payments for discharging duties during weekends and the public holidays, a standing allowance had been paid without complying with the provisions. As such, a sum of Rs.298,743 had been overpaid.	This has been regularized from 01.01.2016 in accordance with the University Grants Commission Circular No.2016/04.
	(b)	Section 99 (1) of Chapter XIII of the Universities Act, No.16 of 1978.	Apart from the Fund required to be maintained by the University, 84 other Funds had been maintained and sums totalling Rs.201,997,336 had been transferred to those Funds during the year under review without formal approval.	I do not agree. The funds specified herein are not the Funds, and they are the ledger accounts maintained for the convenience of accounting. Similarly, the Department of National Budget has given approval for the maintenance of these ledger accounts by its Letter dated 05.02.2014 stating that they are not against that purpose. (Annexure 03)
	(c)	Management Services Circular No.02/2014 dated 11 February 2014.	Even though the provisions made from the Consolidated Fund should not be spent on the research expenditure, research assistance amounting to	Action will be taken to reimburse the relevant provisions.

			Rs.3,824,931 had been granted during the year under review out of the provisions made by the Consolidated Fund to the University.	
	(d)	Financial Regulation of the Democratic Socialist Republic of Sri Lanka. Financial Regulation 371	(i) Although the grant of advances should solely be limited to the officers of the Staff Grade, advances totalling Rs.2,140,650 had been paid in 128 instances to 29 officers not in the Staff Grade.	(i) Action has been taken to pay advances only for the officers of the Staff Grade from the year 2016. A sum totalling Rs. 1,697,445.50 has been paid to the institution as the advances by the cheques. A female officer not in the Staff Grade had paid sums totalling Rs.43,000.00 as advances in several instances. The particulars relating to the above matters have been specified by the annexure No.04.
			(ii) Although the advances should be settled immediately after the completion of the purpose for which it is granted, action had not been taken to settle the advances aggregating Rs. 2,707,277 granted in 15 instances despite the lapse of a periods from 34 days to 279 days from the grant of advances.	(ii) It has been corrected and action has been taken to prevent the recurrence of the same from the year 2016.
			(iii) Even though the advances should be paid only upon a properly forecasted expenditure estimate, advances had been	This situation has been prevented at present and action has been taken to pay advances upon a properly forecasted expenditure estimate.

			granted without such estimate and as such advances amounting to Rs.460,625 had been granted in 23 instances in respect of expenditure of Rs.158,201.	
	(e)	Public Finance Circular No.03/2015 dated 14 July 2015.	Although the maximum limit of advances can be granted at a time is Rs.100,000, the University had granted advances ranging from Rs.105,000 to Rs.300,000 in 17 instances surpassing the provisions in the Circular.	As shown in the Annexure No.05, the Faculties had paid advances exceeding Rs.100,000 in 05 instances to the institution and the outside clients by cheques. Advanced exceeding Rs.100,000 had been paid to two Staff Officers in three instances. (Annexure No.06) According to the Public Finance Circular No.03/2015, action has been taken to pay advances only up to a maximum of Rs.100,000 at one instance only for the officers in the Staff Grade for any specific purpose in the year 2016. Similarly, it has been limited to Rs.10,000 in other instances. Action has been taken to minimize this situation.
3.	Financial Review			
3.1	Financial Results			
	According to the financial statements presented, the operations of the University for the year ended 31 December 2015 had resulted in a surplus of Rs.326,038,151 as compared with the corresponding surplus of Rs. 372,221,037 for the preceding year, thus indicting a deterioration of Rs.46,182,886 in the financial results during the year under review as compared with the preceding year. Although the Government Grants had increased by Rs.467,055,692, the increase in the expenditure on salaries and			Noted.

	<p>wages by Rs.400,333,561 and overhead cost by Rs.130,653,265 had been the main reason for above deterioration of the financial result.</p> <p>An analysis of the financial results of the year under review and the four preceding years revealed that, although 52 per cent decrease in the financial results of the University was shown in the year 2012 as compared with the year 2011, the surplus had ceaselessly increased in the years 2013 and 2014 and a slight decrease was shown again in the year 2015. However, when taking into consideration the employees' remuneration, tax paid to the Government and the depreciation for the non-current assets, the contribution of the University had continuously increased from the year 2011 and it had been Rs.2,302,710,433 and Rs.2,629,543,494 in the years 2014 and 2015 respectively. Accordingly, the increase in the contribution during the year under review had been 14 per cent as compared with the year 2014.</p>	
4.	Operating Review	
4.1	Management Activities	
	The following observations are made.	
(a)	The SIDA SAREC Project initiated in the year 2003 had been completed in the year 2010. In terms of Clause 07 of the agreement relating to the project, if any balance exists after the completion of the agreed purpose, it should be given to the Government of Sweden. Nevertheless, the surplus of the project amounting to Rs.2,543,154 had been further retained by the University.	This has been corrected.
(b)	A post titled the Academic Director not included in the Approved Cadre of the Faculty had been created and allowances totalling Rs.165,000 at Rs.15,000 per month had been paid during the year under review. The	<p>This has been regularized from 01.01.2016 in accordance with the University Grants Commission Circular No.2016/04.</p> <p>This post of Director has continued to exist from the inception of the</p>

	<p>written evidence on the duties assigned to the Lecturer for the payment of this allowance had not been made available.</p>	<p>Faculty and this is a post which holds the responsibility on the academic affairs after the post of Dean.</p> <p>The officers selected to this post had performed the functions of the committees such as Grievances Committee, Ethics Committee for the students, academic purpose and the integration of counseling courses and the activities of the Institutional Review as well as Annual Research Symposium and the examination coordination activities had also been carried out. Further, this officer had attended all the academic meetings (BSPS, BSDS) of the Faculty and given instructions for the academic issues arisen at such meetings. This appointment had been properly made by the Vice-Chancellor in accordance with the relevant procedures through the publication of an internal notification.</p>
(c)	<p>The Registrar of the Faculty had obtained an allowance of Rs.210,000 during the year under review at Rs.35,000 per month by stating that he had supervised the building of the Faculty of Graduate Studies under construction. The payment had been made despite the non-submission of a report on the manner of supervision done and the observations made at such supervision by the Registrar.</p>	<p>This payment has been halted from June 2015.</p>
(d)	<p>Even though the Commissioner General of Examinations had informed the Registrar to take legal action in terms of the Public Examination Act, No.25 of 1968 and the Penal Cord against a person who serves in the University as a Computer Application Assistant for the preparation of faked certificate of examination results and inform him. Instead of taking legal action, he had been removed from the service and given approval for him to obtain the</p>	<p>Having stated all the matters informed by the Commissioner General of Examinations to the effect that the Computer Application Assistant A.D.C.P.Alwis had produced faked certificates of examination results, all information had been reported to the Council of the University through a Memo on 08.12.2009. Accordingly, at the 426th Council Meeting held on 09.12.2009 it had been decided to terminate his</p>

	contribution from the University Provident Fund and the Employees Trust Fund.	service with immediate effect. According to that decision, service of Mr. Alwis had been terminated by the letter dated 10.12.2009. Accordingly, taking into consideration his performance of duties of the post of Computer Application Assistant from the date of termination of his service on 04.05.2006, the University has taken action to grant the University Provident Fund and the Employees' Trust Fund.
(e)	A sum of Rs.36,019,234 remained receivable from 31 lecturers who had breached the agreements and bonds by the end of the year under review and out of this balance, a sum of Rs.1,892,022 was due from 07 lecturers who had violated the agreements prior to the year 2010. Nevertheless, any steps whatsoever had not been taken against them. Further, the agreements entered into after the year 2010 incorporated a condition that, the money due in the agreements could be recovered from the University Provident Fund. Nevertheless, no action whatsoever had been taken to recover a sum of Rs.3,561,741 receivable from the Provident Funds of the lecturers concerned, notwithstanding the lapse of more than a period of 3 years from the violation of 2 agreements which included the above condition.	<p>The current position on the breach of the agreements.</p> <p>The balance of 37 as at 31.12.2016 Lecturers is Rs. 40,091,979.05</p> <p>The balance of 23 lecturers who had breached the agreements before the year 2012 - Rs. 20,303,008.88</p> <p>The balance of 14 lecturers who had breached the agreements after the year 2012 - Rs. 19,788,970.14</p> <p>The total balances of 37 lecturers Rs. <u>40,091,979.02</u></p> <p>Out of the balance of the lecturers who had breached the agreements before the year 2012, a sum of Rs.1,892,023.14 was of 07 lecturers and due to the difficulties in tracing their addresses, it has found difficult to initiate legal actions.</p> <p>A sum of Rs. 12,386,244.02 of 13 lecturers who had breached the</p>

		<p>agreements had been recovered in the year 2016. Out of sum totaling Rs. 16,183,761.00 of 06 lecturers breached the agreements in the year 2016, a sum totaling Rs. 5,576,488.55 of 04 lecturers had been recovered in the year 2016 itself and action is being taken to recover the balances of remaining two lecturers.</p> <p>The sum totaling Rs. 1,323,388.02 of the two lecturers who had breached the agreements before 01.01.2016 had been totally paid within the year 2016.</p> <p>Legal action has been taken to recover the sum totaling Rs. 14,689,111.95 of 09 lecturers as at 31.12.2016.</p>
4.2	Underutilization of Funds	
	The following observations are made.	
(a)	Notwithstanding the existence of an opening balance of Rs.41,618,780 in the Government Grants Account, a sum of Rs.55,000,000 had been obtained from the General Treasury in order to incur an expenditure of Rs.28,404,075. It was observed that a balance of Rs.68,214,705 remained idle in that account as a result of taking action without a proper estimate.	<p>The value of the allocated grants approved for the researches amounted to Rs. 206,405,491. The amount spent for the researches up to date has been shown as Rs. 79,965,890.35. Accordingly, the University had obliged to pay a sum of Rs. 126,439,600.65 for research grants. Out of that only a sum of Rs. 68,115,205.31 has been retained in the University Accounts for incurring future expenditure pertaining to the research activities for which grants have been allocated.</p> <p>This has been utilized in the year 2016.</p>
(b)	Although a capital grant amounting to Rs.25,000,000 obtained for the Students Centered Education had been included in the capital expenditure during the year under review, only a sum of Rs.209,750 had been spent.	<p>This money has been spent for networking the computer system of the University to cater to the students centered education. The commitment in respect of the expenditure had been incurred in the year 2017 and after completing the work in the year 2016 the payments will be made in the year 2017.</p>

(c)	<p>According to the agreement relating to the cleaning activities, the amount payable to the cleaning institution should be computed based on the rates agreed to make the payments according to the number of employees involved in the cleaning activities and the number of days that the service was provided. Nevertheless, payments had been made without complying with that requirement and as such it was observed at the test check that a difference of Rs.1,124,240 existed between the amount payable per month in terms of the Cleaning Agreement of each Faculty and the amount paid.</p>	<p>Institutions for the sanitary and cleaning services are selected by calling for open tenders. Payments are made according to the Bill of Quantity presented by such institutions. The monthly bill has been prepared based on the prices quoted in the Bill of Quantity for each part of work by the institution. I would like to inform herein that we request the wages paid for the sanitary labourers for a day in order to deduct the wages from the monthly bill in respect of the employees who do not report for the service, but their payments are not made based on the days wages. Accordingly, the agreement pertaining to the sanitary and cleaning services has been amended on the instructions of the Senior Assistant Registrar/ Law. Accordingly, I would like to inform that the clause “ Payments are made based on the Bill of Quantity” has been included in the service agreement.</p>
(d)	<p>Even though the lecturers who obtain the research assistance should complete their researches on the date specified in the research proposal and submit the final research report, the final research reports of 12 lecturers who had obtained research assistance totalling Rs.9,136,737 had not been submitted despite the lapse of one year since the last day specified for the submission of the final research report.</p>	<p>Out of 12 lecturers who had obtained the research grants, one lecturer had submitted the final report relating to the research. The remaining 11 lecturers had handed over the progress reports and an extension has been obtained for the presentation of final report.</p> <p>Eleven lecturers have handed over the final report up to date.</p>
(e)	<p>The loan balances remains receivable from 14 employees who had left the University Service on various grounds amounted to Rs.1,243,481 and legal action had not been taken to recover that loan balance which exist over long period ranging from 5 to 10 years.</p>	<p>These loan balances are being recovered at present. The current position on those loan balances is indicated below.</p> <p>The loan balance of Rs.1,020,714.00 will be recovered in the release of the Provident Fund. Due to certain legal involvements, it has not been possible to forward the applications for the release of their Provident</p>

		<p>Funds to the University Grants Commission.</p> <p>A sum of Rs.220,767.00 has been recovered in the year 2016.</p>
4.3	Identified Losses	
	<p>The physical verification of books carried out as at 31 December of the year under review revealed that, 27,367 books valued at Rs.3,292,524 had been misplaced. No action whatsoever had been taken on these books and any adjustment had not been made in the financial statements.</p>	<p>Henceforth, the relevant verification of books will be properly conducted.</p> <p>After the misplaced books are valued, action will be taken to write off the relevant balance under the approval of the Board of Council.</p>
4.4	Staff Administration	
	<p>While there were 362 vacancies in the approved cadre of the University, action had not been taken to fill those vacancies and 103 employees had been recruited on contract basis. Accordingly, salaries amounting to Rs.27,804,822 had been paid to them during the year under review. The contract period of most of the employees had exceeded 5 years.</p>	<p>There were 173 vacancies in the non-academic (non-administrative) staff by the end of the year 2015. The number of new recruitments made during that year was 26 and due to the reasons such as retirements, resignations, considering as vacated the service and transfers, 25 vacancies had occurred by the end of the year. According to the Circular No.876 of the Commission, the vacancies in the most of the posts of non-academic staff should be filled from among the applicants included in a name list sent by the Minister of Higher Education. Nevertheless, due to the reasons such as the delay in sending such name list, not satisfying the relevant qualifications by the applicants referred to in the name lists and not scoring adequate marks at the selection test and not demonstrating sufficient skills at the interview, practical issues crop up with regard to fill all the vacancies. Further, vacancies continuously occur simultaneous to filling the vacancies and as such it finds difficult to fill all the vacancies.</p> <p>As there are vacancies in various divisions, the trainees appointed for the practical trainings have been appointed on duty assigning basis on</p>

			daily allowance after breaking their service in order to carry out the activities in such divisions properly. It is informed that as there are no Cadre provisions for the activities relating to the courses, a duty assignment has been given to the relevant persons to make payments from the funds earned from those courses in order to maintain such activities properly. Accordingly, I would like to further inform that this is an appointment made on contract basis.
5.	Systems and Controls		
	Deficiencies in systems and controls observed during the course of audit were brought to the notice of the Vice Chancellor of the University from time to time. Special attention is needed in respect of the following areas of control.		This was noted down to pay special attention on this matter in future. Special attention has been drawn on in this regard since year 2016.
		Areas of Systems and Control	Observations
	(a)	Finance Control	Cancellation of cheques, re-issuance and crediting to the income had been at a weak level.
	(b)	Contract Administration	Failure to maintain the relevant files properly and weak level of supervision. Failure to maintain a proper register on retention money.
	(c)	Fixed Assets Control	Failure to establish the ownership of the property, poor

			level of maintenance and disposal.	
	(d)	Debtors and Creditors Control	Failure to take necessary action to settle balances.	
	(e)	Staff Administration	Failure to comply with the Scheme of Recruitment properly, Not recording the arrival and the departure of the Academic staff.	
	(f)	Library Administration	Failure to conduct the Board of Surveys properly, Misplacements, Failure to maintain comparative registers properly.	



Professor Lakshman Dissanayake


Vice-Chancellor

Copies : Secretary / Ministry of Higher Education and Highways

Auditor General / Auditor General's Department

Director General / Department of Public Enterprises, General Treasury

Director General / Department of National Budget , General Treasury



විශ්වවිද්‍යාල ප්‍රතිපාදන කොමිෂන් සභාව

பல்கலைக்கழக மாணியங்கள் ஆணைக்குழு
UNIVERSITY GRANTS COMMISSION

මගේ අංකය } UGC/AC/8
எனது இலக்கம் }
My Number }

ඔබේ අංකය }
உமது இலக்கம் }
Your Number }



තැපැල් බෙදායාම } 1406
பஞ்சல் பெட்டி }

20, වෝඩ් පෙරේරා, කොළඹ 07, ශ්‍රී ලංකාව.
வார்டு இடம், கொழும்பு 7, இலங்கை.
DEAS SCIENCE 20, Ward Place, Colombo 07, Sri Lanka.
26th September 2016

Mr. D.C. Disanayake
Secretary
Ministry of Higher Education & Highways
No/18, Ward place
Colombo 07

Dear Sir,

Colombo Science and Technology Cell (Cell)

The Vice-Chancellor, University of Colombo by his letter dated 2nd December, 2015 has requested the Secretary, Ministry of Higher Education & Highways through the Chairman/UGC to make arrangements to obtain the covering approval of the Cabinet of Ministers through the Honorable Minister of Higher Education and Highways for the venture called "Colombo Science and Technology Cell (Cell)". (Annex I)

As indicated by the Chairman of the Colombo Science and Technology Cell, the venture was initiated with the World Bank funds which were channeled through the Ministry of Higher Education, Sri Lanka. (Annex II) Further it was indicated that one performance indicator for this competitive grant was the establishment of a business center.

The Colombo Science and Technology Cell has been registered as a company limited by guarantee on 26th September, 2013. (Annex III) The Council of the University of Colombo has granted approval to the as same of the above. (Annex IV)

The University Grants Commission at its 878th meeting held on 08th August, 2013 approved in principle, the proposals made by the University of Peradeniya and the University of Colombo to set up companies limited by guarantee within Faculties as commercial arms with a view to transfer the expertise and technology of the University to the industry through research and consultancy work.

The University Grants Commission at its meeting held on 07th April 2016 decided to forward an appropriate cabinet paper related to the "Colombo Science and Technology Cell" for approval of the Cabinet of Ministers.

The draft memorandum submitted by the University of Colombo to obtain covering approval of the Cabinet of Ministers for the Colombo Science and Technology Cell is submitted herewith (Annex V) for making necessary arrangements to submit the same to the Cabinet of Ministers for consideration.

Thank you.

Yours Sincerely,

Prof. Mohan de Silva
Chairman

Copy Vice-Chancellor/University of Colombo

Dear - Science
for your
info, m
vc 30/9.

SIA
for info, m
S

දුරකථන } 2695301
தொலைபேசி } 2695302

ලැබෑ }
பெண் } 2688045

වෙබ් අඩවිය }
பேப் தளம் } http://www

15



ඇමුණුම 02

කොළඹ විශ්වවිද්‍යාලය, ශ්‍රී ලංකාව
கொழும்புப் பல்கலைக்கழகம், இலங்கை
UNIVERSITY OF COLOMBO, SRI LANKA

15th October 2015

Mr. E. Dayasena,
The Chief Valuer,
"Valuation House",
Maradana Road,
Colombo 10.

Dear Mr. Dayasena,

Revaluation of Assets-Lab & Teaching category

All Fixed assets of the University of Colombo had been valued by the Department of Valuation as at 01.01.2010. Assets of Lab & Teaching category have to be revalued as they have been fully depreciated in our final accounts.

Therefore, I shall be thankful if you could kindly make necessary arrangements to revalue the assets to incorporate the new value in our accounts as at 31-12-2015. A list of assets is annexed herewith for your easy reference.

Your kind assistance in this regard is very much appreciated.

Thank You

Yours sincerely,

Professor Lakshman Dissanayake
Vice Chancellor

කොළඹ 1490, කුමාරතුංග මුනිදාස මාවත, කොළඹ 3, ශ්‍රී ලංකාව P.O. Box No. 1490, Cumaratunga Munidasa Mawatha, Colombo 3, Sri Lanka
தபாற்பெட்டி இல.1490, குமாரதுங்க முனிதாச மாவத்த, கொழும்பு 3. இலங்கை.

විකේත අංක : தொலைபேசி இல : Telephone Nos :	Vice-Chancellor	: 2583810	Fax : 2586059	E-mail : vc@cmb.ac.lk
	Registrar	: 2583818	Fax : 5355957	E-mail : registrar@admin.cmb.ac.lk
	Bursar	: 2586652	Fax : 2586652	E-mail : bursar@admin.cmb.ac.lk

16

596

ජාතික අයවැය දෙපාර්තමේන්තුව
தேசிய வரவு செலவுத் திட்டத் தீர்மானக்களம்
DEPARTMENT OF NATIONAL BUDGET

අමුණුම 03

මහ බැංකුව, පුද්ගල හා සමාජවාදී ආර්ථිකය, කොට්ඨාස 01, ශ්‍රී ලංකාව
பொதுத் திறைச்சி, நிதி, திட்டமிடல் அமைச்சு, கொழும்பு 01, இலங்கை.
General Treasury, Ministry of Finance and Planning, Colombo 01, Sri Lanka.

www.treasury.gov.lk

e-mail : budget@nbd.treasury.gov.lk

BD/UNI/COL/COPE/2011

ඔබේ අංකය
உமது இல.
Your No.



දිනය
திகதி
Date 02.2014

Vice Chancellor
University of Colombo

Dear Sir,

Uyenu
SA / Govt Audit and
for information PI
10/2/2014

Establishment and maintaining Specific Funds (Postgraduate & Extension Course)

This refers to your letter dated 20th December 2013 on the above subject.

We have no objection for the above matter, as the University Act, No. 16 of 1978 provides provisions to establish and maintain Specific Funds of the Universities.

Yours faithfully,

Ms. G.D.C. Ekanayake
Director General

- Copies : (1) Secretary, Ministry of Higher Education
(2) Chairperson, University Grants Commission

20/2/14
Sall

Cheques Issued to Companies	Cheque No.	Company Name	Amount(Rs.) (Rs.)	Total (Rs.)
	155451	Layaa Leisure	54,000.00	
	155273	Aitken Spence Hotel	200,000.00	
	147842	Jetwing Travels (Pvt)Ltd	600,000.00	
		Water Mart Systems	1,350.00	
	155361	Metropolitan	3052.50	
	155403	R.A.U. Roshan Ranasinghe	20,000.00	
	155439	Ceybank Holiday Homes	32,812.50	
	155438	Nuwaraeliya Hotels Co. Plc	42,000.00	
	155441	W.A.I. Chandana Wickramarachchi	35,000.00	
	264249	Basis Information Systems	7,330.50	
	264403	D.S. Wijewardana	18,000.00	
	264402	R.C. Gunawardena	20,000.00	
	264413	Hotel Tea Villas	24,950.00	
	264412	D.D.N. Wettasinghe	28,000.00	
	264411	V. Surendran	87,250.00	
	264410	Mlesna the Kiosk (pvt) Ltd	23,100.00	
	264414	B. Palitha Perera	230,000.00	
	264415	R.A.A.S. Kumara	135,000.00	
	264531	institute of Human Resource	9,100.00	
	264665	Pegasus Hotels of Ceylon PLC	126,500.00	
	Total			1,697,445.5
Payments to Non -Staff Officer	Mrs. W.A.R.D. Nandasiri		15,000.00	
			20,000.00	
			5,000.00	
			3,000.00	
	Total			43,000.00
				1,740,445.50

ඇමුණුම 05

Date	Voucher No.	Name & Description	Cheque No.	Amount
14/05/2015	885	Aitken Spence Hotel Management (Pvt) Ltd Hotel Charges for the workshop	155273	200000/-
21/01/2015	63	Jetwing Travels (Pvt) Ltd for Industrial visit	147841	600000/-
25/04/2015	2032	Mr. B. Palitha Perera lunch and dinner for field trip	264414	230000/-
25/09/2015	2033	Mr. RAAS Kumara Traveling charges for field trip	264415	135000/-
17/11/2015	2591	Pegasus Hotels of Ceylon PLC Hotel charges for outbound	264665	126500/-

ඇමුණුම 05

Date	Voucher No.	Name & Description	Cheque No.	Amount
14/05/2015	885	Aitken Spence Hotel Management (Pvt) Ltd Hotel Charges for the workshop	155273	200000/-
21/01/2015	63	Jetwing Travels (Pvt) Ltd for Industrial visit	147841	600000/-
25/04/2015	2032	Mr. B. Palitha Perera lunch and dinner for field trip	264414	230000/-
25/09/2015	2033	Mr. RAAS Kumara Traveling charges for field trip	264415	135000/-
17/11/2015	2591	Pegasus Hotels of Ceylon PLC Hotel charges for outbound	264665	126500/-

ඇමුණුම 06

Date	Voucher No.	Name & Description	Cheque No.	
14/05/2015	880	Dr. K Kajendra Residential Work shop		205,000/-
13/07/2015	1358	Mr. H.M.W.G.P.R.A Bandara Human Capability Building Programme		162,500/-
24/11/2015	2610	Mr. H.M.W.G.P.R.A Bandara Residential work shop		102,000/-
				469,500/-