



# වාර්ෂික කාර්යසාධන හා நிෂ්පාදන වාර්තාව வருடாந்த செயலாற்றுகை மற்றும் கணக்குகள் அறிக்கை ANNUAL PERFORMANCE & ACCOUNTS REPORT



එන්.වේදනායකන් හෙත  
දිස්ත්‍රික් ලේකම්

திரு. நா. வேதநாயகன்  
மாவட்டச் செயலர்

Mr. N. Vethanayahan  
District Secretary

## 2016



DISTRICT SECRETARIAT,  
JAFFNA DISTRICT.

Annual Performance and  
Accounts Report  
**Jaffna District**

**2016**

# Contents

Description	Page No
1. Message .....	1
1.1 Message of the Government Agent / District Secretary - Jaffna .....	1
2. Introduction of District Secretariat .....	2
2.1 Vision and Mission Statements .....	2
2.2 Objectives of District Secretariat .....	3
2.3 Activities of District Secretariat .....	3
3. Introduction of the District .....	4
3.1 Borders of the District: .....	5
3.2 Historical Importance of Jaffna District .....	5
3.3 About Natural Resources of the District .....	6
3.4 Livelihood Patterns of the people of the District or main commercial and economic activities .....	7
3.5 Irrigation System of the District .....	11
3.6 Population Information of the District .....	14
3.7 Rainfall pattern of the District .....	15
3.8 Basic Statistical Information of the District .....	18
4. Organizational Structure & Approved Cadre .....	19
4.1 Organizational Structure .....	19
4.2 Approved Cadre Details .....	20
5. Performance .....	23
5.1 Progress of General Administration Activities .....	23
5.1.1 Performance of Grama Niladhari .....	23
5.1.2 Internal Audit Branch Activities .....	25
5.1.3 Revenue Collection Activities .....	26
5.1.4 Human Resources Development Career Guidance Activities .....	27
5.1.5 Media unit activities .....	28
5.1.6 Land Use Policy Planning Activities .....	29
5.1.7 Elections Department's Activities .....	32

5.1.8 Registrar General's Department Northern Zone Activities.....	34
5.1.9 Disaster Management Activities .....	36
5.1.10 Disaster Relief Services Centre Activities .....	42
5.1.11 Engineering unit Activities .....	45
5.1.12 Motor Traffic Department's Activities 2016 .....	51
5.1.13 Pension Activities .....	53
5.1.14 Statistics Branch Activities .....	54
5.1.15 Central Environmental Authority Activities .....	58
5.1.16 Consumer Affairs Activities .....	60
5.1.17 Administration Branch Activities .....	63
5.1.18 Establishment Branch Activities .....	66
5.1.19 Ministry of National Co-existence, Dialogue and Official Language Activities .....	70
5.1.20 Measurement Units Activities .....	71
5.1.21 Coast conservation & Coastal Resource Management Department Activities .....	72
5.2 Progress of Social Services and Cultural .....	73
5.2.1 Cultural and Religious Activities .....	73
5.2.2 Child Protection Activities .....	76
5.2.3 Social Security Programme Activities .....	80
5.2.4 Social Service Activities .....	81
5.2.5 District Sports Activities .....	83
5.3 Progress of Development Activities .....	86
5.3.1 District Planning Activities .....	86
5.3.2 Rural Development Activities .....	98
5.3.3 Department of Industries Activities .....	102
5.3.4 Divineguma Activities .....	107
5.3.5 Department of Agriculture Activities .....	113
5.3.6 Resettlement Unit Activities .....	116
5.4 Annual Accounts .....	124



# 1. Message

## 1.1 Message of the Government Agent / District Secretary - Jaffna



The statistics shows that the Jaffna District Secretariat made impressive contribution to the development process of Jaffna District in the year of 2016.

The Various Projects from fulfilling basic needs of the public up to construction activities were efficiently and effectively implemented through devising best laid plan. The projects for the total value of 5681.09 millions of rupees were completed with the capital allocation several ministries. It is remarkable to note that 99.45% of the allocation was utilized.

A number of specified development programme has been implemented under Ministry of Prison Reforms, Rehabilitation, Resettlement and Hindu Religious Affairs. Housing scheme with all basic amenities in the village “**Nallinakkapuram**” as rural project for 133 families displaced and stayed in welfare centers, water supply schemes, bridge construction, passenger boat building service and reconstruction of jetty, repair of road and livelihood assistant schemes for the value of 4,440.98Mn rupees were completed.

I wish to highlight that there are 635 projects under village infrastructure development programmes for the value of 401.54Mn rupees and 956 projects for the value of 108.89Mn rupees were 100% completed which comes under decentralized budget scheme implemented by Ministry of National Policies and Economic Affairs were completed in order to develop the livelihood and infrastructure of public.

Further Awareness programmes and other activities to eradicate malnutrition in every district on the theme of “**Nutritious country**” were organized with sponsorship of Presidential Secretariat. And also livelihood assistance and the activities to improve the nutrition were implemented by identifying the chronically hungry families related to nutrition. Anti Narcotic Awareness Programme was organized in schools and villages. Anti Narcotic Demonstration seminars, Arts competition and Essay competitions on the subject of eradication of narcotic drugs were conducted in schools in Village level and District level.

It’s my great pleasure, in order to publish the annual performance Accounts report of the year 2016 as a document by summarizing the development projects, programmes and accounts report which were implemented in the District level.

N.Vethanayahan,  
District Secretary,  
District Secretariat,  
Jaffna.

## 2. Introduction of District Secretariat

Jaffna District is the capital of Northern Province. The administrative setup in Jaffna District is divided in to four zones Valikamam, Vadamaradchi, Thenmaradchi and Islands, and divided in to 15 Divisional Secretariats. This District Secretariat contains there setup to ease the function of administrative organization.

### 2.1 Vision and Mission Statements

#### **-VISION-**

Offer an excellent, efficient and effective service to the people through the District Administration by utilizing contemporary technical strategies.

#### **-MISSION-**

Promote the Socio-Economic status of people at village, Divisional and District Levels by optimum utilization of resource at our disposal by means of adopting Governments policy plan and to uphold arts, local custom

## 2.2 Objectives of District Secretariat

1. Introduction innovative
2. Providing efficient services
3. Up-grading of rural folk life standard
4. Preserving or protecting the Cultural Values or movements.
5. Preparation of plans for safe-guarding or protecting against the natural Disaster
6. Coordination activities with Divisional and Village level

## 2.3 Activities of District Secretariat

- Providing computer net-work for District Secretariat and Divisional Secretariat. Introduction of Internal and External net- work.
- Midterm training for Government officers, depending on their position.
- The produces in Jaffna District may be given sufficient physical and financial provision to plan and implement the development project.
- Providing education, Health to poor people who comes under poverty line and granting assistance or livelihood assistance to raise their education standard.
- Ensuring to provide pure public goods and services at Village, Division and District level such as birth, Marriage and Death registration without delay.
- Appointment of committees on village level by Disaster management service unit and rendering immediate relief assistance on the spot.
- Preserve or protection of traditional cultural values or movements by conducting cultural festivals in appropriate time.
- Coordination of Elections

### 3. Introduction of the District

#### DISTRICT MAP

#### JAFFNA

#### NORTHERN PROVINCE

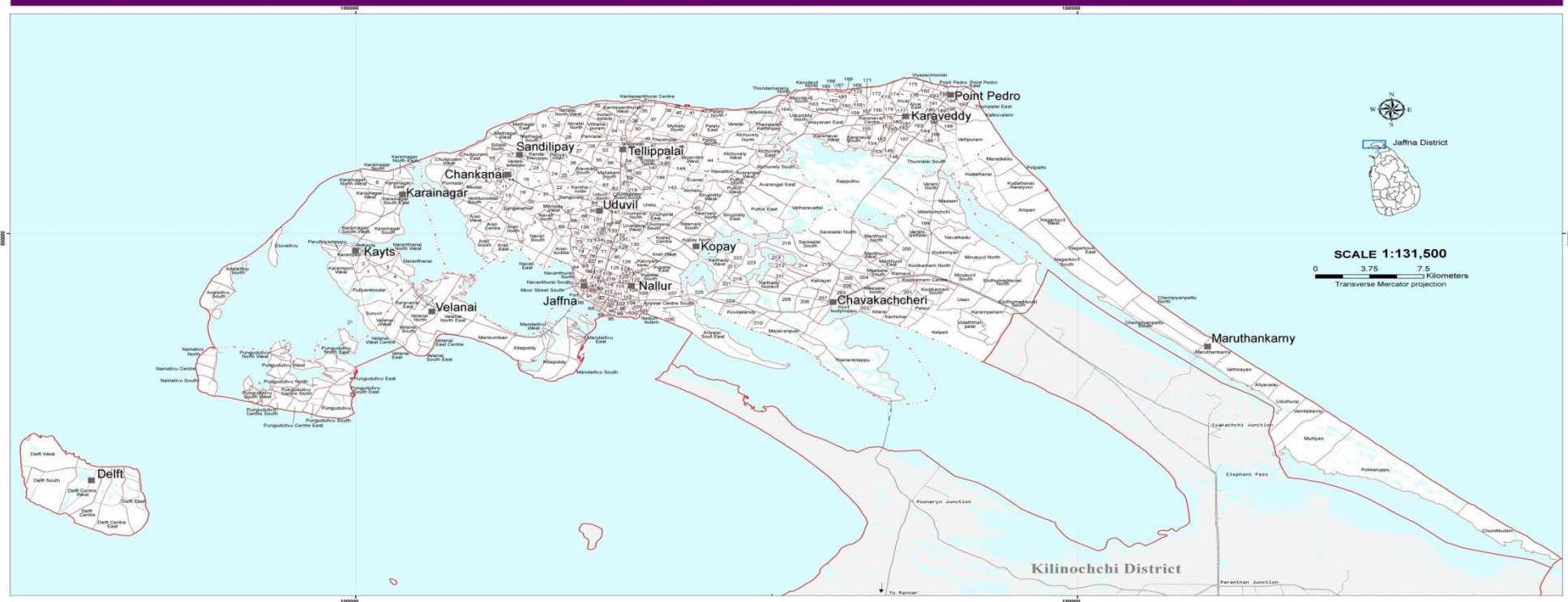


Table below display the names of GN Divisions which are labelled by numbers in the map

No.	GN Divisions	No.	GN Divisions	No.	GN Divisions	No.	GN Divisions	No.	GN Divisions	No.	GN Divisions	No.	GN Divisions	No.	GN Divisions
1	Karampon South East	26	Alaveddy West	51	Thamthal Chelappuram	76	Kokuvil Centre (West)	101	Columbuthurai East	126	Thunnevely Centre North	151	Karaveddy West	176	Alvai North
2	Karampon East	27	Alaveddy North	52	Thurkupuram	77	Kokuvil Centre East	102	Jaffna Town East	127	Thunnevely North East	152	Karaveddy South	177	Alvai South
3	Narantthana North	28	Alaveddy Centre	53	Ganeswarum	78	Kokuvil North West	103	Chundikul North	128	Kondavil South East	153	Maththoni	178	Nellady North
4	Narantthana South	29	Mullana	54	Telippalai East	79	Kokuvil West (East)	104	Anyalaa S. W. (East)	129	Kondavil South West	154	Karanavai East	179	Nellady
5	Saravani West	30	Ilavala	55	Alaveddy East	80	Kokuvil North East	105	Columbuthurai West	130	Kondavil North East	155	Karanavai	180	Nellady East
6	Karainagar Centre	31	Maesankkoodal	56	Mallakam North	81	Kokuvil South East	106	Anyalaa South West	131	Kondavil Centre East	156	Karanavai North	181	Aiththal
7	Veddudoddai South West (North)	32	Naguleswarum	57	Mallakam Centre	82	Vannarponnai N.W. (West)	107	Anyalaa Centre North	132	Kondavil Centre West	157	Karanavai North West	182	Thunnalai West
8	Tholipuram West	33	Naviddapuram	58	Enalai West	83	Vannarponnai N.W. (North)	108	Anyalaa Centre	133	Kondavil North West	158	Imayanan	183	Thunnalai Centre
9	Chilipuram Centre	34	Naviddapuram South	59	Enalai South West	84	New Moor Street	109	Anyalaa North West	134	Thavady East	159	Samarathudu	184	Thunnalai
10	Tholipuram East	35	Kankesanthurai South	60	Enalai Centre	85	Yanar Kovilady	110	Anyalaa West (Centre)	135	Thavady North	160	Valvetty Centre	185	Thunnalai East
11	Veddudoddai North	36	Pala Veemankam North	61	Chunnakam Town North	86	Moor Street North	111	Manuthady	136	Suthumalai North	161	Valvetty	186	Thunnalai North
12	Veddudoddai West	37	Thylddy South	62	Chunnakam Town Centre	87	Vannarpannai	112	Aitadady	137	Uduvil South East	162	Uduvil North	187	Kadavayil
13	Veddudoddai East	38	Thylddy East	63	Chunnakam Town West	88	Koddiady	113	Nallar South	138	Inuvil South	163	Kundadi East	188	Puloi South
14	Sithankerni	39	Thylddy North	64	Uduvil Centre North	89	Grand Bazaar	114	Kanhamadam South East	139	Inuvil West	164	Thondamanaru South	189	Puloi East
15	Pannakam	40	Mylodiyithurai North	65	Uduvil Centre	90	Sirambady	115	Kanhamadam South West	140	Inuvil East	165	Valvetthura South West	190	Puloi North West
16	Panippulam	41	Mylodiyithurai South	66	Uduvil South West	91	Small Bazaar	116	Vannarponnai N.E. (South)	141	Inuvil North East	166	Valvetthura North West	191	Puloi South West
17	Sillalai South	42	Palay North West	67	Manipay Centre	92	Jaffna Town West	117	Vannarponnai N.E. (North)	142	Neervely West	167	Valvetthura North Centre	192	Puloi West
18	Chankana West	43	Palay East	68	Manipay East	93	Reclamation East	118	Kanhamadam North West	143	Punnalaikaduvan South	168	Valvetthura North East	193	Puloi Centre
19	Chankana East	44	Vayavilai East	69	Manipay South	94	Reclamation East	119	Kanhamadam North East	144	Punnalaikaduvan North	169	Valvetthura South East	194	Puloi North
20	Chankana Centre	45	Kurumpasady East	70	Suthumalai North	95	Gunnagar East	120	Nallar North	145	Kuppilam North	170	Polikandy West	195	Puloi North East
21	Sandilipai West	46	Kurumpasady	71	Uyarpulam	96	Thinnagar	121	Nallar Centre	146	Kuppilam South	171	Polikandy South	196	Maruthai
22	Sandilipai Centre	47	Kadduvai	72	Savalkadu	97	Chundikul South	122	Nallar East	147	Eriala East	172	Polikandy East	197	Thumpalai
23	Pirapattai	48	Kadduvai West	73	Thavady South	98	Eachchamoddai	123	Thunnevely South East	148	Karaveddy East	173	Alvai West	198	Point Pedro South
24	Sandilipai North	49	Varuthalaivan	74	Kokuvil South West	99	Passaiyoor East	124	Thunnevely Centre South	149	Karaveddy Centre	174	Alvai North West	199	Karampaikurichchi
25	Massapady	50	Pala Veemankam South	75	Kokuvil West (Centre)	100	Passaiyoor West	125	Thunnevely West	150	Karaveddy North	175	Alvai North Centre	200	Thavalai-Iyattalai

**Legend**

- DS Office
- Light house
- GN Division Boundary
- DS Division Boundary
- District Boundary
- Main Road
- Secondary Road
- Railway

Produced by  
CENTRE FOR INFORMATION RESOURCES MANAGEMENT (CIRM) TRINCOMALEE

Based upon: Topographic Map Series 1 : 50 000 of the Sri Lanka Survey Department.

**CIRM**  
Centre for Information Resources Management

### 3.1 Borders of the District:

Jaffna District is the northern end of the Northern Province of Sri Lanka, about 410 km away from Colombo. It consists of the peninsula and seven inhabited Islands. North, East and West boundaries of the District are Indian Ocean, South is Jaffna Lagoon and Kilinochchi District. The total land area including Island waters is 1,012.01Sq.km. Jaffna District is divided into four Sub divisions. They are Islands, Valikamam, Thenmaradchi and Vadamaradchi.

There are 1,084 ponds and 2,433 ditches scattered all over the District with connected channels to conserve rain water. Excess water easily drained into the sea/lagoon. The levels are Point Pedro 15.24m, Myliddy 10.8m, Chankanai 3.04 m and Kokuvil 6.09m respectively above the Sea level.

### 3.2 Historical Importance of Jaffna District

During the past historical periods kings were ruled this Jaffna Rajadane from 13<sup>th</sup> century. This can be proved with the available sources. Nallur was their capital city and Ariya-kings and thereafter the kings of their places ruled Jaffna District. The important spots - Jamuna Eri, Sangiliyan Thoppu frontage Sangiliyan Entrance, Palace for king and queen are some of the valuable places still in Jaffna. The other distinguished places under British rule are Clock Tower, very popular schwas and the broad roads.

They point out the historical marks of the District. The Nallur Kandasamy Temple, Vannarpannai Vaitheeswaran Temple Perumal Kovil, Large Fort are some of the examples of Building structures which shows architecture and gives more information about Jaffna.



### 3.3 About Natural Resources of the District

**Climate:** Jaffna District falls under tropical zone. Peak rainfall is during the months from October to December. During North East Monsoon, there is the Scattered during April to May. The inter Monsoon rain is uncertain.

In the year 2015, the rainfall was 1838.9mm, temperature between 25.18-31.73 °C as normally and average temperature was 28.18C.

**Soil:** The soil and water resource of the Jaffna Peninsula are both related to the limestone geology of the land. The soils are formed on the marine deposits and sediments under the influence of sea waves and winds on lime stones. Tile limestone being a porous rock is the source of groundwater for the Peninsula. Well drained and high productive calcic Red Yellow latasol and Red Yellow latasol soil types are found in central areas (60,000Ha). Alkaline saline soil and Regasol are found in coastal areas (26000Ha) and Alluvial soil is in Valukai Aru area (10000Ha). In certain areas coral lime stone is available. This different soil types offer scope for cultivation of exotic as well as local crops. Tile depth of soil varies from 90cm-150cm.

**Water:** Jaffna peninsula has a source of Ground Water store in the Sub terrain layer of limestone. The limestone is the main aquifer. This aquifer can be found several isolated caves and caverns capable of storing ground water without evaporation losses. It is an excellent aquifer. The entire ground water is generated from percolated rainfall and it forms a freshwater lens beneath the peninsula. It is found that the fresh water lens do not extend below the base of the lime stone. The fresh water lens is sustained by the buoyancy of fresh water in relation to sea water. Difference in density, (1.0,1.025) giving a ratio of 40:1. That is every meter of fresh water above the sea level requires a depth of fresh water lens of 40m when no mixing between fresh and seawater takes place. There is no sharp interface between fresh and seawater.

Ground water recharge has been viewed as a function of effective rainfall in the Jaffna Peninsula, this occurs only during the annual monsoon rainfall during the period September to January. After losses by direct run - off (about 10-15 percent), only 30 to 32 percent of the rainfall is left over for groundwater recharge. In the past three decades the quality of water in the region has deteriorated due to various reasons. Variability of the rainfall over the region has directly contributed to this as rainfall is the only source of recharge. The ground water in Jaffna peninsula is in danger due to salinity problem. A significant factor that has contributed to increase salinity in the well water has been the indiscriminate extraction of water from the underground aquifers. This has been exacerbated by the increase in population and the rapid rate of extraction using pumps both electric and kerosene driven for domestic and agricultural purpose. Because of low fresh water heads in the underground aquifers large amount of withdrawals from wells cause heads to further decline and the fresh water salt water interface to rise resulting in salt intrusions in several areas in the peninsula. The Intensive agricultural pattern adopted in the last three decades also led to the increase of salinity in the water. Several wells once used to supply potable water are not in use now due to the increase of salinity.

### 3.4 Livelihood Patterns of the people of the District or main commercial and economic activities

The livelihood of Public of Jaffna District is mainly depends on Agriculture, Animal husbandry and Fishing. Some of them are adhere self employment and Home Industries and get income for their life.

**The productive activities of Jaffna District are as follows.**

Extent And Yield of Subsidiary Food Crops Cultivated on Highland Maha and Yala -2016					
S.N	Items	Maha		Yala	
		Extent (ha)	Yield (mt)	Extent (ha)	Yield (mt)
1	Kurakkan	69.00	96.78	139.85	271.10
2	Green Gram	59.55	50.60	60.54	44.20
3	Cowpea	61.26	56.51	33.27	17.51
4	Beedi / Cigar Tobacco	512.63	2,984.19	43.71	39.07
5	Black Gram	63.50	45.07	21.48	24.10
6	Ground Nuts	19.16	21.98	20.43	11.06
7	Manioc	260.08	3,563.68	256.98	2,575.18
8	Sesame	179.67	159.83	217.90	248.75
9	Potatoes	125.24	1,985.93	0.40	6.90
10	Red Onions	1,017.40	12,949.47	1,000.69	8,743.88
11	Chilies (Green)	465.55	4,453.50	238.61	834.93
12	Beetroot	95.19	1,397.52	130.26	1,151.78
13	Other Vegetables	1,372.35	11,981.25	1,528.12	13,506.90

#### Extent and Amount of Coconut - 2016

S.N	Divisional Secretariats	Total Extent in 2016(ac)	No. of Estimated Coconut Trees in 2016	Suitable Extent for Coconut Cultivation (ac)
1	Delft	1,041	1,000	174
2	Islands South (Velanai)	1,824	6,695	251
3	Islands North (Kayts)	1,891	1,563	222
4	Karainagar	1,432	4,900	188
5	Jaffna	306	408	0
6	Nallur	546	8,558	664

7	Valikamam South West (Sandilipay)	475	4,304	0
8	Valikamam West (Chankanai)	568	162	0
9	Valikamam South (Uduvil)	613	0	0
10	Valikamam North (Tellipalai)	583	5,310	0
11	Valikamam East (Kopay)	716	6,346	400
12	Thenmaradchy (Chavakachcheri)	4,963	20,479	1,697
13	Vadamaradchy South West (Karaveddy)	551	8,442	200
14	Vadamaradchy North (Point Pedro)	507	6,920	200
15	Vadamaradchy East (Maruthankerny)	825	9,760	1,300
<b>Total</b>		<b>16,841</b>	<b>84,847</b>	<b>5,296</b>

### Fish Production by Fishing Inspection Division wise - 2016

No	Fisheries Inspector Division	Number of Fishing Village	Fishermen Cooperative Societies	Fishermen Pension Scheme	Fish Landings	Fishing Anchoring Points	Fishing Harbours
01	Alliyawalai	4	4		4		
02	Thalaiady	6	6		5		
03	Point Pedro East	9	10		10		
04	Point Pedro West	10	10		12		
05	KKS East	6	5	2	5		1
06	KKS West	7	7	1	7		
07	Sandilipay	8	13		4		
08	Chulipuram	19	18	40	19		
09	Kayts	9	9		8		
10	Delft	4	6		4		
11	Velanai	9	10		9		
12	Jaffna West	4	6	1	3	1	1*
13	Jaffna East	5	5		5	1	
14	Chavakachcheri	8	8		8		
<b>Total</b>		<b>108</b>	<b>117</b>	<b>44</b>	<b>103</b>	<b>2</b>	<b>2</b>

Note: \* Gurunagar Jetty is Proposed to construct

**Fresh Fish Production by Fisheries Inspector Division Jaffna  
District 2016**

No	Fisheries Inspector Division	Production in Mt. Ton
1	Aliyawalai	3,114
2	Thalaiady	3,074
3	Point Pedro East	1,614
4	Point Pedro West	3,616
5	KKS East	1,509
6	KKS West	1,619
7	Sandilipay	2,342
8	Chulipuram	1,665
9	Kayts	2,507
10	Delft	1,570
11	Velanai	1,995
12	Jaffna West	4,292
13	Jaffna East	1,359
14	Chavakachcheri	1,201
<b>Total</b>		<b>31,477</b>

Fruits Crops	Extent (Ha)	Production (Mt)
Banana	892	20,051
Papaw	152	2,822
Mango	806	5,726
Orange	26	43
Grapes	76	1,407
Lime	204	872

**Palmyrah Products – 2016 (Palmyrah Development Board)**

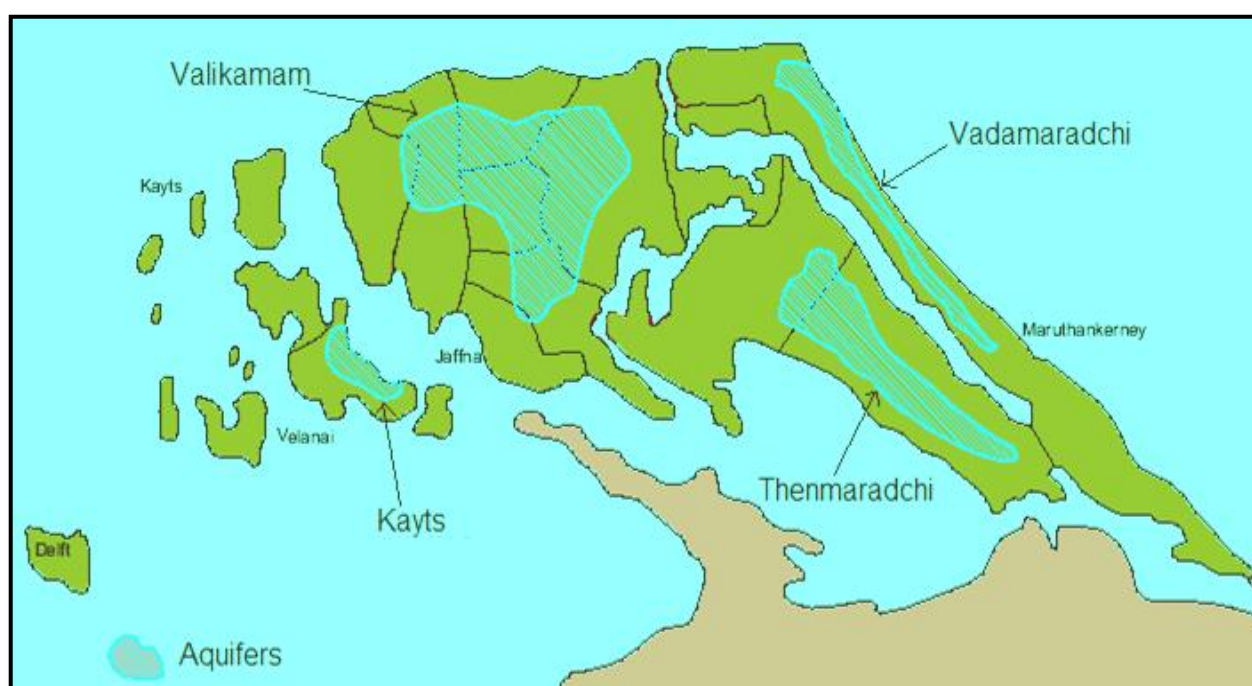
<b>Palmyrah Products Produced by Palmyrah Development Board - 2016</b>			
<b>S.N</b>	<b>Product</b>	<b>Quantity</b>	<b>Amount</b>
1	Fruits Pulp 750ml	3141	325,125.00
2	Palm Crush 750ml	2791	307,010.00
3	Soft Drinks 190ml	12192	196,515.00
4	Panattu 250g	2977	645,000.00
5	Paanipanattu 250g	1751	317,800.00
6	Panattu 100g	126	5,820.00
7	Kookies - bag	2159	265,715.00
8	Boiled Dried tuber flour – 500g	1944	252,985.00
9	Jam 400g	1236	155,950.00
10	Palm Posha 500g	2503	292,935.00
11	Pulukkodiyal (Boiled & Dried Tuber) -500g	1606	422,805.00
12	Instant Odiyal Kool – 150g	2271.5	90,532.00
13	Palm Palakaram – 100g	810	64,690.00
14	Odiyal Chips (Seeval Odiyal) – 250g	489	87,650.00
15	Yocurt 80g	103	2,060.00
16	Jam bun 80g	20	500.00
17	Paanipanattu 100g	2471	342,940.00
18	Dried raw tuber flour 500g	767	145,740.00
19	Dried raw tuber flour 250g	100	7,500.00
20	Round Odiyal Chips (Seeval Odiyal) 250g	76	8,740.00
21	Palm Toffee nos	290	1,160.00
22	Palm Cake Nos	60	1,500.00
23	Jaggery Kg	413.5	248,100.00
24	Sugar candy	80	20,000.00
25	Odiyal Kool 500ml	4725	676,800.00
<b>TOTAL</b>			<b>4,885,572.00</b>



### 3.5 Irrigation System of the District

#### Water Resources in Jaffna District

Jaffna peninsula unlike other parts of the island there are no streams or rivers in Jaffna Peninsula, where the land is largely flat. In addition, the topography does not permit construction of reservoirs. This makes ground water is the prime source of the Jaffna peninsula and hence, it largely depends on the annual rainfall received mostly during October to December monsoon rains. Ground water has been the “life blood “of the Jaffna peninsula, there are four aquifers (underground reservoirs) such as valikamam aquifer, Vadamarachchi aquifer , Thenmarachchi aquifer and Kayts aquifer as shown in the below figure.



The Jaffna peninsula is blessed with 1,250mm of annual average rainfall over an area of about 1,000sq.km producing 1,250MCM of rainwater. Water supply requirement of Jaffna is only 51MCM, which amounts to less than 5% of the rainfall. Up to about the nineteen sixties and seventies, even with a greater population than at present, people of Jaffna were able to sustainably meet their water requirement. Agriculture demand of Jaffna is approximately 150 MCM.30% of rainwater goes to sea without using and 50% of rain water loses due to the evaporation.

Fortunately we have potential surface water sources such as Ponds(minor Tanks), fresh water Lagoons, drainage scheme and Salt water exclusion schemes. There are over thousand ponds scattered all over the peninsula and conserve the precipitation to provide water for cultivation of small extents around the ponds and to recharge the aquifer. There are three lagoons which are internal lagoons ( vadamarachchi lagoon and upparu lagoon ) and external lagoon (Elephantpass lagoon)



The ponds are badly silted due to many years of usage and the capacities are reduced. A program to rehabilitate, improve and desilt the ponds will increase the water resources potential of the peninsula.

**The Vadamaradchi Lagoon** starts near Uduthurai & Pachilaipalli area and ends at the entrance to Thondamanaru sea mouth with surface areas of about 77 square km consists of 22 nos of flood protection bunds. The main features of Vadamaradchi lagoon are given below.

- |  |                  |
|--|------------------|
| • Catchment area   | - 115 sq. miles. |
| • Lagoon water spread  | - 30 sq. miles.  |
| • un cultivatable lands along the lagoon area                                    | - 11000 Acre     |
| • Poor yield paddy land  | - 20,000 Acre.   |
| • Main spans 18 Nos. 20 ft. wide separated by 3ft. 6 ins.<br>Wide piers. Sill at | -3.5ft. MSL.     |
| • Controls gates two vertical lift gates each 4 ft. high.                        |                  |
| • Subsidiary spans 16Nos. 10 ft. wide, with 2 ft. thick piers                    |                  |
| • Effective width of the downstream channel 600 ft.                              |                  |

**Upparu Lagoon** is a natural lagoon has an outlet structures called barrage, which is located across the sea outfall at Ariyalai between 195 & 196 mile post along Kandy – Jaffna road. Further a separation bund of 4.40km isolating the lagoon from Chemmany Salterns and Paddy fields. This barrage is used to regulate the flood water flow in to the sea and to prevent sea water intrusion in to the lagoon. The main features of Ariyalai Barrage are given below.

- Catchment area - 85 sq. miles.
- Lagoon water spread - 10 sq. Mile.
- Average rain fall - 1250 mm
- Average yield - 51, 000 Ac. Ft.
- No of gates - 42 Nos.
- Size of the gates - 5'0"x 5'6"
- Spill crest level - +4 ft
- Gate sill level - -1 ft
- Spill way - 540 ft of concrete wall.

**Valukkiyaru** is a drainage scheme that drained the water from the western sect of the Valikamam area and is covered by four Divisional Secretariats for administration. It contains catchments of 57sq.km in Valikamam North, Valikamam South, Valikamam South West & Valikamam West associated to towns Tellipalai, Uduvil, Sandilipay & Chankanai respectively. This scheme was initiated in 1948, had been operating successfully until the early 80s and had gone into dilapidation since then owing to lack of care and conflict related activities. It has to be emphasized that most of the population were displaced from these areas during these periods primarily in 1985 and 2001, which had a significant impact on the deterioration of the system. Valukkai aru main channel with the length of 14.5km drains the excess flood water to sea and it consists 08 tributary channels which connects ponds to the main channel and help to drain excess water.

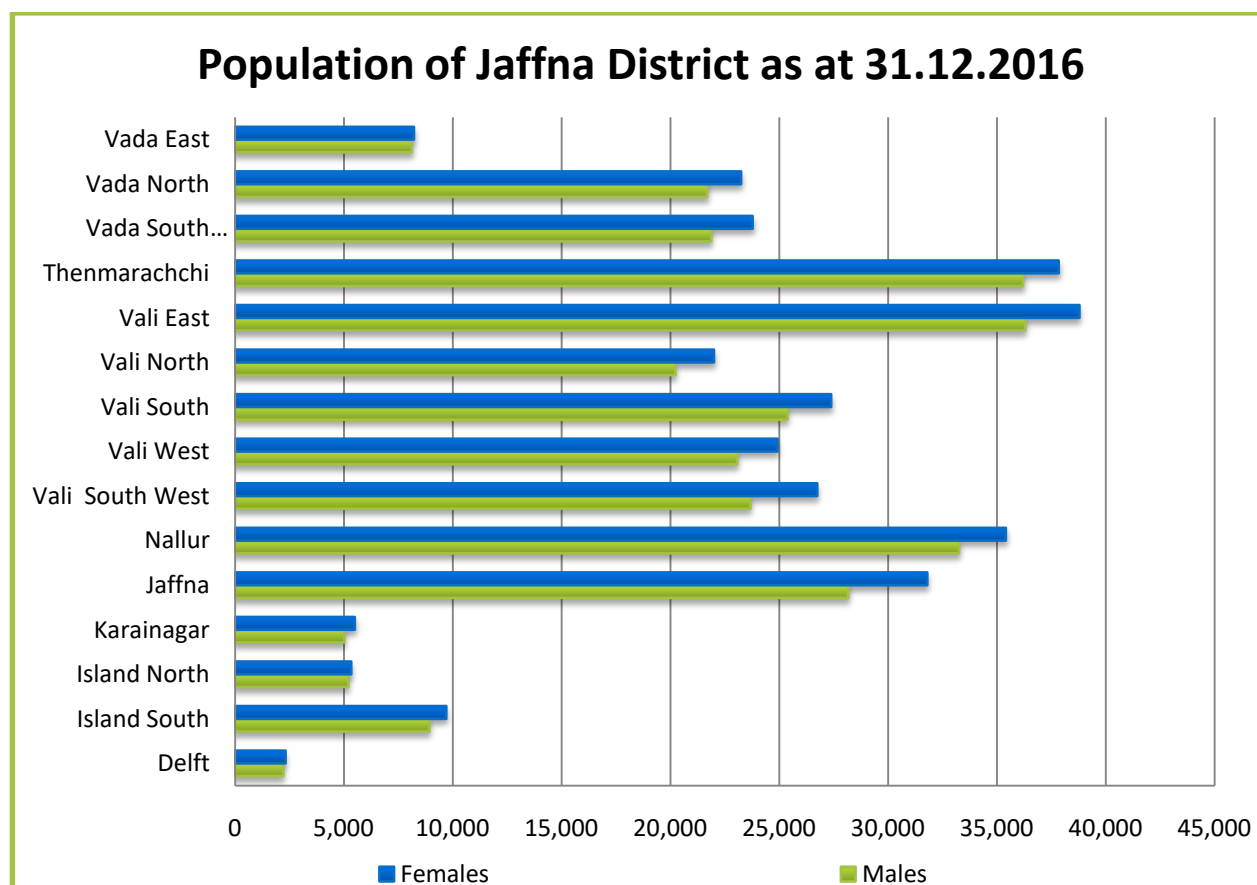
Valukkiyaru is a drainage scheme that drained the water from the western sect of the Valikamam area and is covered by four Divisional Secretariats for administration. It contains catchments of 57sq.km in Valikamam North, Valikamam South, Valikamam South West & Valikamam West associated to towns Tellipalai, Uduvil, Sandilipay & Chankanai respectively. This scheme was initiated in 1948, had been operating successfully until the early 80s and had gone into dilapidation since then owing to lack of care and conflict related activities. It has to be emphasized that most of the population were displaced from these areas during these periods primarily in 1985 and 2001, which had a significant impact on the deterioration of the system. Valukkai aru main channel with the length of 14.5km drains the excess flood water to sea and it consists 08 tributary channels which connects ponds to the main channel and help to drain excess water.

**SWE Schemes** were built not only to prevent the seawater intrusion but also to facilitate to release flood water during floods. Salt Water Exclusion Schemes and flood protection bunds are essential for conservation of underground water and to convert the low-lying coastal area free from salinity and make the peripheral lands arable with increased productivity in the Manavari cultivation. There are 34 nos of SWE scheme bunds in the coastal area of Jaffna peninsula.

### 3.6 Population Information of the District

JAFFNA DISTRICT POPULATION AT 31.12.2016					
No	DS Division	No of Families	Males	Females	Total Number of Persons
1	Delft	1,403	2,230	2,332	4,562
2	Island South	5,598	8,940	9,715	18,655
3	Island North	3,071	5,216	5,348	10,564
4	Karainagar	3,539	5,033	5,511	10,544
5	Jaffna	17,514	28,182	31,815	59,997
6	Nallur	22,218	33,273	35,424	68,697
7	Valikamam South West	15,453	23,686	26,759	50,445
8	Valikamam West	14,732	23,085	24,937	48,022
9	Valikamam South	17,109	25,395	27,398	52,793
10	Valikamam North	13,307	20,245	22,013	42,258
11	Valikamam East	22,806	36,317	38,806	75,123
12	Thenmaradchy	23,022	36,210	37,851	74,061
13	Vadamaradchy South West	14,672	21,890	23,789	45,679
14	Vadamaradchy North	13,833	21,695	23,260	44,955
15	Vadamaradchy East	5,161	8,125	8,229	16,354
<b>Total</b>		<b>193,438</b>	<b>299,522</b>	<b>323,187</b>	<b>622,709</b>

Source: District Planning Secretariat, District Secretariat, Jaffna



### 3.7 Rainfall pattern of the District

The climate of Jaffna is determined by the monsoon that forms a wet and dry season in the District. The major rainy season occurs during the North East monsoons from October to December and the minor rainy season occurs during the South West monsoon in April and May. The period between the South West Monsoon and the North East Monsoon is the dry season extending from June to September. The average rainfall is 1300mm but is highly variable, spanning a range of 630mm to 1780mm

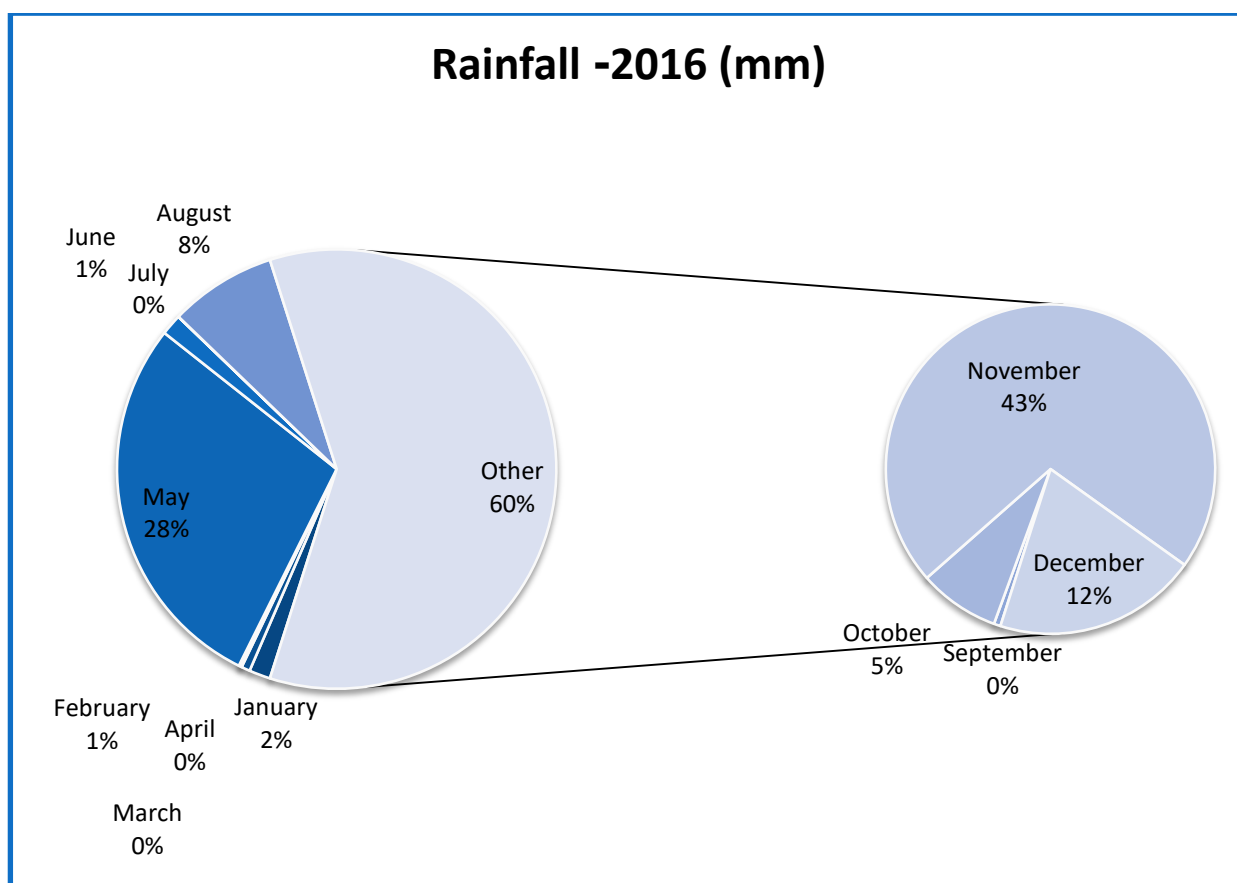
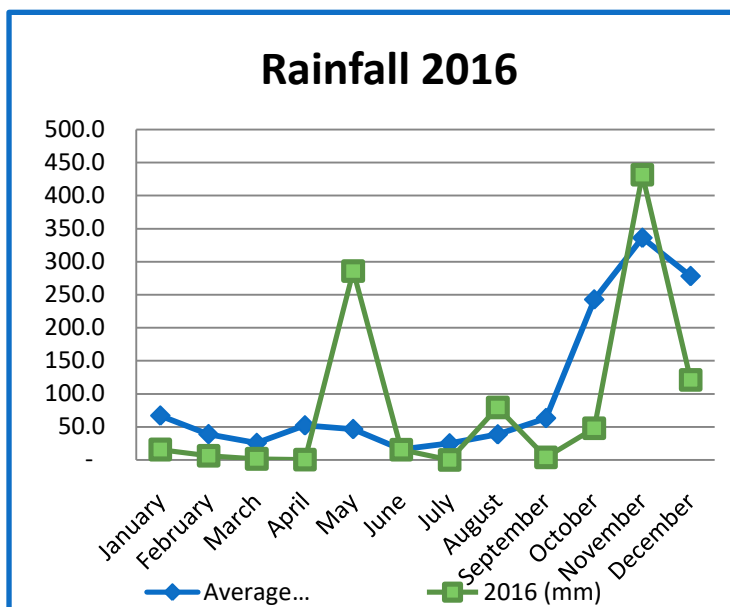
A distinctive feature of the district is the underground formation of lime stone, in which ground water is stored at depths of 6 to 14 meters. The water is extracted through about 110,000 open dug wells for domestic and agricultural purposes. Surface water is scarce compare to other district, although, the Peninsula originally had two major lagoon schemes, 34 nos. of salt water exclusion schemes, drainage scheme and about thousand small ponds which retained the monsoon rain water which then percolated into the surrounding wells during the dry season. Now many of these schemes ponds have fallen into silted up and dilapidated condition due to poor maintenance. During the late seventies and early eighties the agricultural activities in the Jaffna Peninsula was at its peak. They lift the necessary water from the underground aquifer. In the earlier days either by their own manual effort or with the aid of animals, now water pumps are used for this purpose and water laboriously lifted from the underground source.

Jaffna depends on the underlying limestone aquifer for its water and the capacity of the aquifer was stretched to its limits. Some of the dug wells, the principal source for fresh water, went dry and many others became saline due to salt water intrusion.



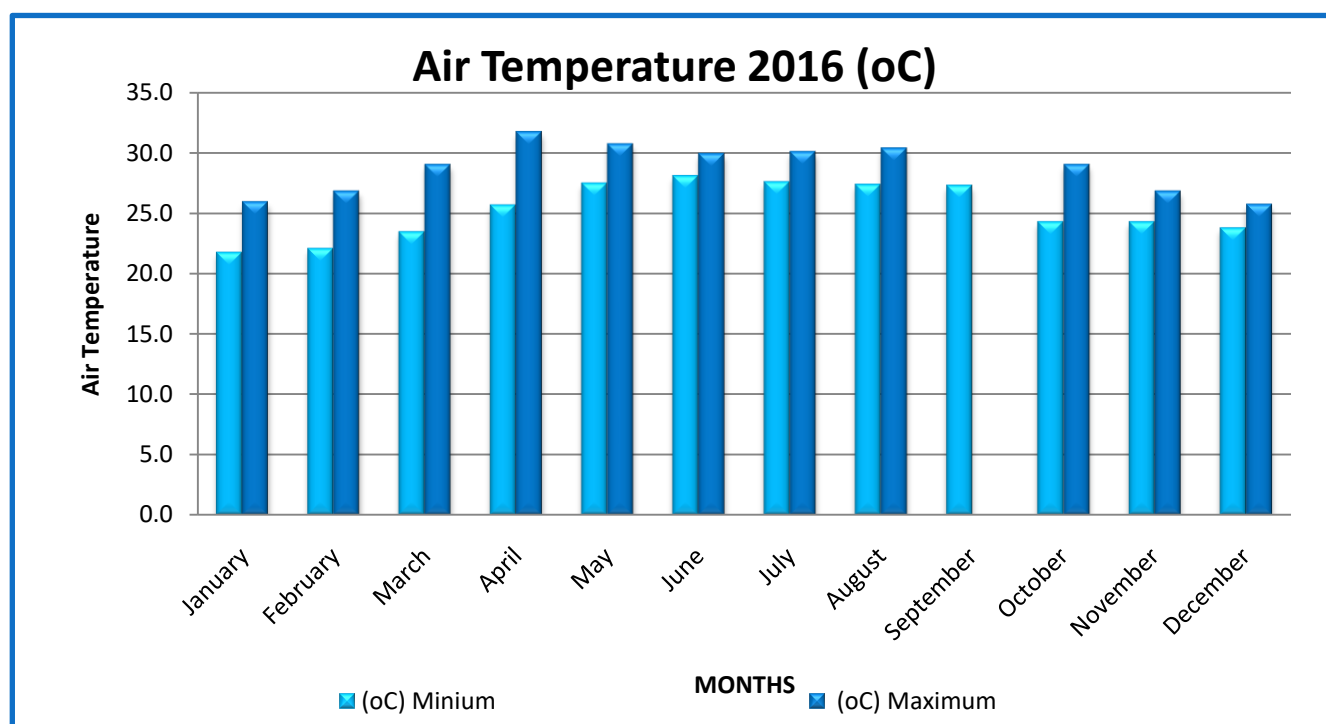
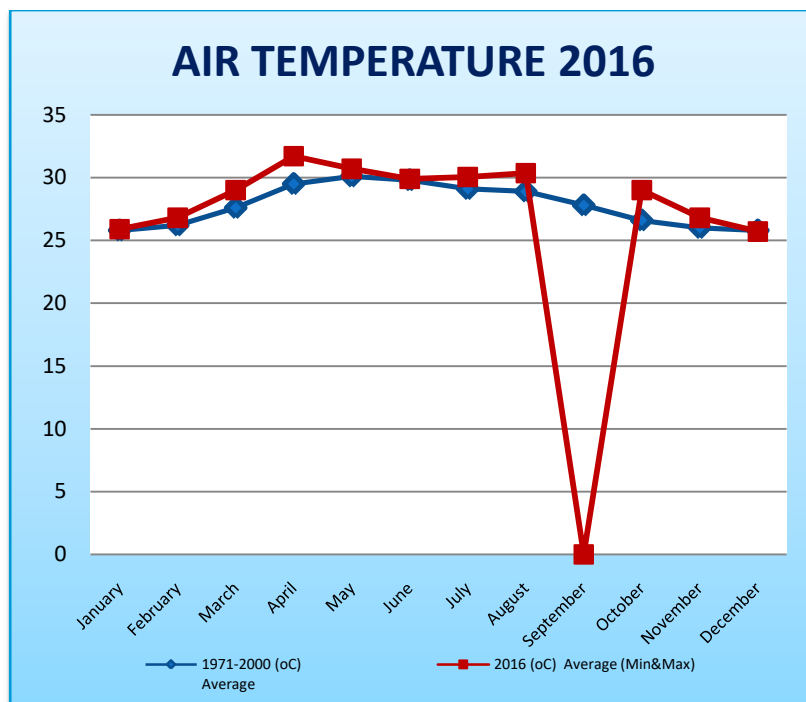
## Rainfall - 2016

S.N	Months	Average (1971-2000) (mm)	Monthly Rainfall 2016 (mm)
1	January	67.1	15.9
2	February	39.0	6.4
3	March	25.7	1.8
4	April	52.3	0.5
5	May	46.7	286.0
6	June	16.1	15.6
7	July	25.1	0.2
8	August	38.7	79.6
9	September	63.3	4.0
10	October	242.8	48.0
11	November	336.1	431.6
12	December	278.2	121.2
<b>Annual Total</b>		<b>1,231.1</b>	<b>1,010.8</b>



## Air Temperature - 2016

S.N	Months	1971-2000 (°C) Average	2016 (°C)	
			(°C) Minium	(°C) Maximum
1	January	25.8	21.9	29.9
2	February	26.2	22	31.6
3	March	27.6	24	34
4	April	29.5	27.7	35.7
5	May	30.1	27.8	33.6
6	June	29.8	27.6	32.2
7	July	29.1	27.6	32.5
8	August	28.9	27.6	33.1
9	September	27.8	NA	32.3
10	October	26.6	25.7	32.3
11	November	26	23.7	29.9
12	December	25.8	22.2	29.2
Annual Average		27.76	23.15	32.19



### 3.8 Basic Statistical Information of the District

Name of the District	<b>Jaffna</b>
Province	Northern Province
Total Land Area	1,012.01sq.feet
No.of Divisional Secretariat Divisions	15
No.of Grama Niladhari Divisions	435
No.of Voters	463,726
No.of Villages	1,423
No.of Polling Divisions	526
No.of Municipal Councils	01
No.of Urban Councils	03
No.of Pradeshiya Sabhas	13
No.of Electorates	10
No.of Circuit & Holiday Bungalow, Quarters under the Ministry & DS.	01
No.of Zonal Educational Offices	05
No.of Schools & No. of teachers	Schools - 515 Teachers - 7,724
No.of Members of Parliament	08
No.of Members of Provincial Council	16
No.of Members of Local Government Authorities (Elections on 2011)	224
Population (on 31.12.2016)	622,709



## 4.2 Approved Cadre Details

### Approved Cadre Details – District Secretariat - Jaffna

Posts	Service Grade/ Class	Approved Cadre of Management Service Department	Present Strength	No of Vacancies	Remarks
<b>Senior Level</b>					
District Secretary	SLAS Special	1	1	0	
Addl District Secretary	SLAS I	2	1	0	SLAS Special
Addl District Secretary (Land)	SLAS I		1		SLAS III Performing
Asst. District Secretary	SLAS III	1	1	0	SLAS II
Chief Accountant	SLAcS I	1	1	0	
Chief Internal Auditor	SLAcS I	1	1	0	
Accountant	SLAcS I	1	1	0	SLAcS III
Engineer	SL.EngS II	1	1	0	SL.EngS II/II
SLAS Officer	I		1	-1	Attached
<b>Senior Level Total</b>		<b>8</b>	<b>9</b>	<b>-1</b>	
<b>Tertiary Level</b>					
Sri Lanka Information, Communication and Technology officer	SLICTS 2/I	0	1	-1	F.R 71 was submitted
	SLICTS 2/II	0	1	-1	F.R 71 was submitted
Administrative officer	PMA Supra	1	Performing		



Translator	TS I	1	1	0	
<b>Tertiary Level Total</b>		<b>2</b>			
<b>Secondary Level</b>					
Sri Lanka Information, Communication and Technology Assistant	SLICTS 3/III		1	-1	F.R 71 was submitted
Budget Assistant	Graduate	2	1	1	
Development Coordinator	Graduate	2	2	0	
Development Officer	DOS	18	26	-8	
Public Management Assistant	PMA I,II,III	46	46	0	
Technical Officer	SLTS II, III	2	1	1	
Technical Assistant		2	2	0	
Draughtsman	SLTS I	1	0	1	
Receptionist	-	2	0	2	
<b>Secondary Level Total</b>		<b>75</b>	<b>79</b>	<b>- 4</b>	
<b>Primary Level</b>					
Driver	DS II,III	9	8	1	
Office Employee	OES I	30	2	5	Special Grade
			7		
	OES II		4		
	OES III		12		
<b>Primary Level Total</b>		<b>39</b>	<b>33</b>	<b>6</b>	

**Cadre Details –Divisional Secretariats- Jaffna District**

Posts	Service Grade/ Class	Approved Cadre of Management Service Department	Present Strength	Number of Vacancies	Remarks
<b>Senior Level</b>					
Divisional Secretary	SLAS I	15	14	0	SLAS I
			1		SLAS II
Asst. Divisional Secretary	SLAS III	15	3	5	SLAS II
			7		SLAS III
Accountant	SLAcS II/III	15	2	0	SLAcS I
			4		SLAcS II
			9		SLAcS III
<b>Senior Level Total</b>		<b>45</b>	<b>40</b>	<b>5</b>	
<b>Tertiary Level</b>					
Administrative Officer	PMAS Supra	15	8	7	Performing (06 D/S Divisions)
GramaNiladharies (Admin)	GNS Supra	15	6	9	4 Divisional Secretariats - Acting
Translator	TS I, II, III	21	8	13	
<b>Tertiary Level Total</b>		<b>51</b>	<b>22</b>	<b>29</b>	
<b>Secondary Level</b>					
Budget Assistant	Graduate	2	0	2	
Development Coordinator	Graduate	15	12	3	
Development Officer	DOS	120	130	-10	
Development Officer-Trainees			11	-11	
Public Management Assistant	PMA I, II, III	554	389	165	
Grama Niladharies	I, II, III	435	358	77	
Technical Officer	SLTS I,II	30	10	20	
Technical Assistant		15	14	1	
<b>Secondary Level Total</b>		<b>1171</b>	<b>924</b>	<b>247</b>	
<b>Primary Level</b>					
Driver	I, II,III	36	24	12	
Office Employees Service (Watcher, Sanitary Labourer, Relief Employees)	I, II, III	206	131	75	Supra Grade included
<b>Primary Level Total</b>		<b>242</b>	<b>155</b>	<b>87</b>	

## 5. Performance

### 5.1 Progress of General Administration Activities

#### 5.1.1 Performance of Grama Niladhari

- I. Performing as a peace officer for the purpose of implementation of powers vested in by the criminal code.
- II. Performing as an officer for implementing the power imposed by various ordinances and regulations and also reporting to the courts regarding instances where such provisions are violated.
- III. Collection of economic, social and cultural information within the division with necessary updating, and provision of this information to the government and other institutions, when required under the instructions of the Divisional Secretary.
- IV. Coordination and implementation of the social, economic and cultural development programs of the government and within the division.
- V. Maintenance of social welfare activities within the Division.
- VI. Maintenance of official diary of Grama Niladhari as a legal document.
- VII. Conduct proper Grama Niladhari office within the division by maintaining a well-organized filing system, inventory and other legal documents.
- VIII. Ensuring commitment for the service every day for 24 hours except their day-off. (Grama Niladhari is entitled to a day-off per week)
- IX. Satisfying the needs of general public whilst remaining at the office during the time prescribed by the Secretary and further the performing field duties during rest of the time within the division.
- X. In addition to the above duties should be performed properly by the Divisional Secretary, any other Ministry, Department, Statutory Institutions or Provincial Councils in relation to the division.

<b>GRAMA NILADHARI DIVISIONS IN JAFFNA DISTRICT</b>		
<b>S. N</b>	<b>Divisional Secretariats</b>	<b>Number of Grama Niladhari Divisions</b>
1	Delft	6
2	Island South (Velanai)	30
3	Islands North (Kayts)	15
4	Karainagar	9
5	Jaffna	28
6	Nallur	40
7	Valikamam South West (Sandilipay)	28
8	Valikamam West (Chankanai)	25
9	Valikamam South (Uduvil)	30
10	Valikamam North (Tellipalai)	45
11	Valikamam East (Kopay)	31
12	Thenmaradchy (Chavakachcheri)	60
13	Vadamaradchy South West (Karaveddy)	35
14	Vadamaradchy North (Point Pedro)	35
15	Vadamaradchy East (Maruthankerny)	18
<b>Total of Grama Niladhari Divisions in Jaffna District</b>		<b>435</b>

### 5.1.2 Internal Audit Branch Activities

According to F.R 133, Internal Audit Branch of Jaffna District Secretariat is operating under the monitoring of Chief Internal Auditor who is directly responsible to District Secretary.

This branch bears the responsibility for the Internal Auditing of District Secretariat Divisional Secretariats, and also Grama Niladhari Officers. In addition special investigations also done by Internal Audit Branch as required.

### Performance of 2016

1. Preparing annual internal audit plan.
2. This year four meetings were held Performing Management Committee meeting for a time in quarterly.
3. Issuing circulars of internal Department.
4. Internal Audit activities were done in following 15 Divisional Secretariats under District Secretariat Jaffna. (Jaffna, Karainagar, Uduvil, Nallur, Kopay, Sandilipay, Point Pedro, Chankanai, Karaveddy, Tellipalai, Velanai, Chavakachcheri, Maruthankerny, Kayts and Delft)
5. Internal Audit activities were done in following Departments under District Secretariat, Jaffna. (Planning Department, Register's Office, Motor Traffic Department and Divinehuma Department)
6. Inspecting the internal control system on State assets in the Divisional Secretariats, avoiding mistake, wastages, indiscipline and losses.
7. Investigating the internal control system and actions for preventing the errors and frauds.
8. Inspecting the trustworthiness of financial statements and accuracy of accounts.
9. Inspecting the Annual board of Survey activities for protecting the documents and properties from damages and destructions.
10. Monitoring the activities of human resource efficiencies.
11. Inspecting the implementation of establishment code, instructions, circulars established by Treasury and Ministry of Home Affairs.
12. Monitoring the project progress.
13. The following investigations have been made and the reports were submitted.

S.N	Date of the Investigations	Details of complaint
01	14.09.2016	Refreshment payment for DCC meeting at Chankanai Divisional Secretariat.
02	22.09.2016	Newspaper description relating to Nippon chair.
03	28.11.2016	Relating to Valigamam west Sports clup.
04	24.12.2016	Complain relating of Thenmaradchi Nunawil West RDS
05	Ongoing investigation	Irregular Purchasing of Cabinet - Divisional Secretariat Chankanai
06	Ongoing investigation	Misusing Accounts of Thanthai Selvpuram RDS – Tellipalai

### 5.1.3 Revenue Collection Activities

#### Summary of Revenue Accounts for the year 2016

Year		2015	2016		
Particulars	Details	Actual	Estimate	Revised Estimate	Actual
10.02.04.01	Liquor	----	-	-	-
10.03.06.00	Environment Conservation Levy	----			
10.02.07.00	Stamp Duty	----			
10.03.07.02	Registration fees relevant to the Department of Registrar General	23,325,491.00	-	26,200,000.00	25,411,896.50
10.03.07.03	Private Timber Transport	496,247.67			652,312.62
10.03.07.04	Tax sale of Motor Vehicle	20,000.00	-	-	15,000.00
10.03.07.05	License fees relevant to the Ministry of Public Security	3,960.00	4,000.00	4,000.00	940.00
10.03.07.99	Other	468,961.17	500,000.00	500,000.00	382,128.00
20.02.01.01	Rent on Government Building and Housing	584,349.07	-	-	54,600.00
20.02.01.03	Rent on crown forest	----			-
20.02.02.99	Other	4,868,183.99	5,500,000.00	5,500,000.00	5,409,683.24
20.03.03.00	Fines and Forfeits	17,600.00			
20.03.02.06	Fees under the Fauna and Flora Protection Ordinance	1,550.00	-	-	550.00
20.03.02.03	Fees on passports visas and dual citizenship	----			355,050.00
20.03.02.13	Examination and other fees	133,650.00	-	-	934,050.00
20.03.02.14	Fees under the Motor traffic act	53,935,270.00	-	-	67,805,545.00
20.03.02.99	Sundries	23,715,341.77	23,000,000.00	600,000.00	-
20.03.04.00	Public officers Motor Cycle Premium	83,023,920.00			-
20.03.99.00	Other Receipts	5,609,944.59	6,000,000.00	6,000,000.00	5,352,389.74
20.04.01.00	Central Government	25,901,127.74	-	-	31,074,933.85
20.06.02.00	Sales of Capital Assets	791,207.00	-	-	1,969,562.04



### 5.1.4 Human Resources Development Career Guidance Activities

Name of the Programme	No of Beneficiaries	No of Annual target	No of Achievement	Allocation Rs.	Expenditure Rs.
Job Club Programme	1	1	30	34,150.00	32,106.00
Winning Career Planning Programme	3	3	107	23,850.00	23,850.00
Need based Entrepreneurship Development training Programme	12	12	375	119,400.00	119,400.00
Entrepreneurship Development training Programme	1	1	30	27,600.00	27,600.00
Self-Employment motivation Programme	2	4	143	4,780.00	9,624.00
Career Guidance for Parents	6	6	302	13,500.00	13,500.00
Vulnerable Group Employment Programme	1	1	30	7,950.00	7,950.00
Vulnerable Group Programme	128	120	2646	-	-
Career Guidance for university students-External	1	1	48	34,450.00	34,450.00
Awareness Programme for Teachers	1	1	34	27,700.00	24,895.00
Career path Programme	1	1	280	23,240.00	23,240.00
Career Guidance for O/L Students-	79	86	2349	-	-
Career Guidance for A/L students-	62	68	2119	-	-
Providing Career Guidance for persons	1700	2012	-	-	-
Direct to training opportunities (Improve the career performance)	510	812	-	-	-
Direct Job Opportunities	450	201	-	-	-
<b>Total</b>	<b>2958</b>	<b>3330</b>	<b>8493</b>	<b>316,620.00</b>	<b>316,615.00</b>

### Public Employment service (PES Centre)

Description	Total
Registered Job seekers	12,819
Collected Vacancies	1,912
Job matching conducted	5,020
Referred Vacancies	1,650
Referred Job seekers	5,020
Job Placements	494
Employment creation Programs	17
Exam Guidance Program	02

### 5.1.5 Media unit activities

The performances carried out by the District Media Unit of Jaffna in 2016 with the approval of the Government Agent are as follows.

- Coordinating a workshop for regional journalists which is organized by Sri Lanka Press Council (part of “Enna ekata husma ganna” program)
- Coordinating media persons in important occasions such as the visit of U.N secretary, the Excellency commissioner of human rights and foreign representatives.
- Coordinating media persons in the important occasions held in Jaffna such as the visit of occasions of His Excellency President, Honorable Prime Minister, Honorable President of ONUR, Honorable ministers, Honorable state ministers and Honorable parliament members to the Jaffna District.
- Coordinating the media persons to the important events such as, District Coordinating Committee meeting, District civil security meeting, Nutrition meeting, Dengue, Drug free nation, Vanaropa, Agriculture visit of Ambassadors and other important events of District Secretariat Jaffna.
- Informing the people through media about the implemented activities such as development, cultural, arts and sports events conducted by District Secretariat, and other central and provincial Government institutions in Jaffna District.
- Coordinating the journalists was Started Using e- system.



His Excellency the President visit to Jaffna



Workshop for provincial journalists by Sri Lanka



Australian sports development team visit to Jaffna

### 5.1.6 Land Use Policy Planning Activities

#### 1. Annual Targets for Development Activities.

Head No. 327-2-1-0-2105

S/No.	Activities	Annual Target	Estimate For one Programme	Allocation (Rs.)
1	National Land Use Survey	1	119,531.00	119,531.00
2	Develop District Land Use Data Base	1	5000.00	5000.00
3	Land Use Studies/ Special Studies	1	17,000.00	17,000.00
4	Awareness Creation	15	3,000.00	45,000.00
5	Implementation of Divisional Land Use Plans	15	45,000.00	675,000.00
6	Preparation and Implementation of Village level Land use Plans	2	50,000.00	100,000.00
7	Preparation and Implementation of Conservation Plans for Water Sources/Spouts	1	40,000.00	40,000.00
8	Rehabilitation program for degraded land	1	50,000.00	50,000.00
9	District Land Use Planning Committee meeting	2	3000.00	6000.00
10	Divisional Land Use Planning Committee meeting	15	1500.00	22500.00
<b>Total</b>				<b>1,080,031.00</b>

#### 2. Progress report of the Development Activities and Special Projects

Head No. 327-2-1-0-2105

S/No.	Activities	Physical & Financial	Annual District Target	Cumulative Progress	Remarks
i.	National Land Use Survey	Physical	01	01	
		Financial	119,531.00	119,531.00	

ii.	Develop District Land Use Data Base	Physical	01	01	Completed
		Financial	5,000.00	5,000.00	
iii.	Land Use Studies/ Special Studies	Physical	01	01	Completed
		Financial	17,000.00	17,000.00	
iv.	Awareness Creation	Physical	15	15	Completed
		Financial	15X3,000.00	45,000.00	
v.	Implementation of Divisional Land Use Plans	Physical	15	15	Completed
		Financial	15X45,000.00	675,000.00	
vi.	Village level Land Use Planning Model	Physical	2	2	Completed
		Financial	2X50,000.00	100,000.00	
vii.	Preparation and Implementation of Conservation Plans for Water Sources/Spouts	Physical	1	1	Completed
		Financial	40,000.00	40,000.00	
viii.	Preparation of Rehabilitation Plan for degraded Lands.	Physical	1	1	Completed
		Financial	50,000.00	50,000.00	
ix.	District Land Use Planning Committee Meeting	Physical	2	2	Completed
		Financial	2X3,000.00	6,000.00	
x.	Divisional Land Use Planning Committee Meeting	Physical	15	15	Completed
		Financial	15X1,500.00	22,500.00	

### **PROGRESS REPORT OF DIVISIONAL LAND USE PROMOTION**

S/No.	D.S. Division	Allocation (Rs.)	Co-Fund Ministry Of Resettlement and Rehabilitation	Cumulative Expenditure
1	Delft	45,000.00	-	45,000.00
2	Velanai	45,000.00	-	45,000.00
3	Kayts	45,000.00	-	45,000.00
4	Karainagar	45,000.00	-	45,000.00
5	Jaffna	45,000.00	-	45,000.00

6	Nallur	45,000.00	350,000.00	395,000.00
7	Sandilipay	45,000.00	-	45,000.00
8	Chankanai	45,000.00	-	45,000.00
9	Uduvil	45,000.00	-	45,000.00
10	Tellipalai	45,000.00	300,000.00	345,000.00
11	Kopay	45,000.00	-	45,000.00
12	Chavakachcheri	45,000.00	-	45,000.00
13	Karaveddy	45,000.00	-	45,000.00
14	Point Pedro	45,000.00	-	45,000.00
15	Maruthankerny	45,000.00	95,700.00	140,700.00

### 1. Progress Report of National Land Use Survey

S/No.	D.S. Division	Total No of G.N Division	No. of GND Field Completed	No. of GND Digitized
1	Delft	06	-	-
2	Velanai	30	20	09
3	Kayts	15	10	02
4	Karainagar	09	09	09
5	Jaffna	28	18	02
6	Nallur	40	30	11
7	Sandilipay	28	20	06
8	Chankanai	25	21	03
9	Uduvil	30	20	09
10	Tellipalai	45	32	11
11	Kopay	31	21	02
12	Chavakachcheri	60	38	09
13	Karaveddy	35	23	09
14	Point Pedro	35	21	10
15	Maruthankerny	18	16	12

### **5.1.7 Elections Department's Activities**

#### **No. of Voters – 2016**

##### 10 A – Jaffna District

Registered Voters in Jaffna District – 463726

#### **No. of Municipal/Urban/Pradeshiya sabha**

##### Municipal Council – 01

Jaffna Municipal Council

##### Urban Council – 03

Chavakachcheri UC

Point Pedro UC

Valvettithurai UC

#### **Pradeshiya sabha – 13**

01. Delft PS
02. Velanai PS
03. Kayts PS
04. Karainagar PS
05. Valikamam West PS
06. Valikamam South West PS
07. Valikamam North PS
08. Valikamam South PS
09. Valikamam East PS
10. Vadamaradchi South West PS
11. Point Pedro PS
12. Chavakachcheri PS
13. Nallur PS

#### **Polling Districts in Jaffna Electoral District**

##### Jaffna District – 10

A – Kayts

B – Vadducoddai

C – Kankesanthurai

D – Manipay



E – Kopay  
F – Uduppiddy  
G – Point Pedro  
H – Chavakachcheri  
I – Nallur  
J - Jaffna

**The number of members of the Northern Provincial Council - 38**

Jaffna – 16

**Activities of Elections Department in the year 2016**

**Voters Day – 2016:** Voters’ day Programme for Northern Province was held on 1<sup>st</sup> of June 2016 in Jaffna Elections Office. Awareness Programme was carried out by Jaffna District Elections Office. In this regard, Issuing Notices, putting banners, Street Dramas, Campaign for voters awareness were held in Jaffna district.

**Revision of Voters Register – 2016:** For the year of 2016, revised voters Register was certified on 23<sup>rd</sup> December 2016 by Mr.T.Akilan Asst. Commissioner of Elections.

**Extract of Voters Register:** In this regard, 2470 extracts were issued by Jaffna Elections Office in 2016 for the purposes of University admission, Interview, getting compensation, court requirements land allocation activities. Extracts of voters Register were issuing for the various purposes of the public.

### 5.1.8 Registrar General's Department Northern Zone Activities

#### 1. Registration of Documents

1. Registered Power of Attorneys	3890
2. Registration fees for Power of Attorneys	5,835,000.00

#### 2. Civil Registration

1. No of Approved Declaration	
a. Section 24	2111
b. Section 36	258
c. Section 27 (A)	1584
d. Section 52(I)	1493
e. Section 27	556
f. Issued copies of 12 (I)	201
g. Birth Registration for Adopted Children	10
2. No of Registered Probable Aged Certificates	729

#### 3. Applications & Fees

1. Certified Copies of Power of Attorney	103	51,500.00
2. Certified Copies of Probable Age Certificates	516	51,600.00
3. Search Applications for Power of Attorney	40	20,000.00

#### 4. Others

1. No of Conducted Mobile Services (Civil Registration)	17
2. No of conducted Awareness programmes (Certificate of Absence)	08
3. No of conducted Training programme (e-population)	03

## 5. Land & District Registry, Jaffna District

S.N	Details	No. of Applications Received	Received Revenue
1	Registration of original deeds within the year	31,338	3,275,200.00
2	Received Duplicates of deeds within the year	27,940	-
3	Applications for certified copies of Encumbrance sheets and deeds	36,968	13,324,100.00
4	Search Applications for land volume and Duplicates of deeds	1606	784 500.00
5	Number of Registered marriages (Including church marriages)	131	131 950.00
6	Number of Registered Births	-	-
7	Number of Registered Deaths	02	-
8	Applications for certified copies of Birth, Death, Marriage and probable Age Certificates	1,836	254 300.00
9	Declarations of the approved Past birth , Death and Declarations regarding the alterations in approved Birth certificates and other Alterations	98	4900.00
10	Translation of Marriage, Birth and Death Certificates	8,117	4,953,000.00

### 5.1.9 Disaster Management Activities

Programme	No of Programs	Allocation	Expenditure	Balance
Preparedness Activities	59	611,390.00	597,982.55	13,407.45
Training and Awareness Activities	21	370,000.00	343,934.10	26,065.90
Geo-spatial Information System (GIS) Training	1	350000.00	266797.25	83,202.75
Ozone Layer Depletion and its Harmful Effects	1	122,221.00	98,085.00	24,136.00
Workshop on National Safety Day for District Disaster Management Committee Members and Technical Agencies	1	105,030.00	91,892.30	131,377.00
National Safety Day Programme - 2016	1	Contribution of NGO		
Flood Disaster Mitigation Projects	18	19,943,960.13	19,470,000.00	473,960.13
Flood Disaster Mitigation Projects with the fund sponsor of Asian Development Bank (ADB)	6	12,129,920.81	12,129,920.81	-
Establishment of Evacuation path Aliyawalai Kodukkukai and Ecosystem Protection	1	Contribution of Public, Government and Lorry owner's cooperative society		
Ecosystem Protection and Management in Manatkadu	1	Contribution of Public, private, civil and social		
Improvement project of Evacuation Centre in Ratnapura	1	Friendly performance for Social Integration and Achievements (FASIA) Rs. 200,000.00		

#### Preparedness Activities

#### Trainings for Divisional and Village level Disaster Preparedness and emergency response

		
Initial Workshop in Divisional Level for the disaster preparedness	Final Workshop in Divisional Level for the disaster preparedness	J/88 New Moor Street - Preparing village level preparedness

#### Tsunami Mock Drills Preparedness Training

	
Tsunami mock drills training programme and Regional National Level Tsunami mock drills programme.	

## Monsoon Preparedness Discussion



District Level Monsoon preparedness Discussion



Divisional Level Monsoon preparedness Discussion

## Preparedness Planning for Hospital



Mass Causality Drill for Accident at Chankanai

## Training and Awareness Activities



Awareness Program for Village level Committee



Awareness Program for Army, Police, Navy &amp; Air force at Nelliady



Awareness Programme for Government Officers at District




		
<p>Training Program on Fire extinguishing safety for GN Committee leaders</p>	<p>Training Program on First Aid and Camp Management for GN Committee Leader</p>	<p>Awareness Program for School Teachers at District Level</p>
		
<p>Awareness Program for School Children</p>	<p>Geo-spatial Information System (GIS) Training at District Secretariat</p>	
		
<p>Workshop on National Safety Day for District Disaster Management Committee members and technical Agencies</p>	<p>National Safety Day Programme - 2016</p>	<p>Awareness workshop on Ozone Layer Depletion and its harmful effects</p>



**Activities of Government, Public, private contribution**

		
Establishment of Evacuation path Aliyawalai Kodukkukalai and Ecosystem Protection	Improvement of facilities at Temporary Evacuation Centre in Ratnapura	

	
Ecosystem Protection of Management in Manatkadu	

**Disaster Mitigation Projects 2016**

18 mitigation projects were implemented in Jaffna district with fund allocation in 2016. Amount of Rs.19.47Mn fund was spent.

S.No	Project Details	DS. Division	GN Division
1	Improving Sakkalavodai Drainage Channel under Karainagar DS Division	Karainagar	J/42, Karainagar East
2	Earth Filling in Sooriyavaththai Village House	Kayts	J/58, Naranthanai South
3	Earth Filling in Sinnamadu Village House		J/60, Puliyankoodal
4	Improving Drainage System in Sooriyavaththai under divisional secretariat		J/58, Naranthanai South
5	Construction of flood water runoff Culvert at Uduththurai area	Maruthankerny	J/430, Uduththurai
6	Construction of flood water runoff Culvert at Kudaththanai North area		J/420, Kudaththanai North
7	Construction of flood water runoff culvert at Mamunai		J/430, Uduththurai

	Kaddaikadu area		
8	Construction of flood water runoff culvert at Varivatdan area.		J/428, Maruthankerny
9	Construction of flood water runoff Culvert at Kudaththanai area		J/419, Kudaththanai
10	Reconstruction of 5bay Gated Regulator at Kaddudai under Sandilipay DS Division	Sandilipay	J/143, Sandilipay West
11	Improving Drainage System from Kenikkaraikkulam to Venankulam in let Chanel under Velanai DS Division.	Velanai	J/19, Velanai West
12	Improving Drainage System in Thirunelvely Paravaikulam .	Nallur	J/110, Thirunelvely West
13	Earth filling to J/Mandaitheevu Maha Vidyalayam Play Ground	Velanai	J/09, Mandaitivu South
14	Earth Filling for flood inundation area at J/Kodikamam Navaladi Vidyalayam.	Chavakachcheri	J/326, Kodikamam North
15	Earth Filling Flood inundation at J/Meesalai Veerasingam Primary School		J/321, Meesalai North
16	Improving canal drainage at vallai Thellipalai Araly Road.	Chankanai	J/177, Sithankerny
17	Earth Filling for Flood inundation area at Methoidist Girls High School	Point Pedro	J/401, Point Pedro
18	Establishing of Evacuation path Aliyavalai Kodukkukai -	Maruthankerny	J/430,Uduththurai J/431, Aliyavalai





### Disaster Mitigation Project with the fund sponsor of Asian Development Bank

S.No	Project Details	DS Division
01	Constructing emergency evacuation path Kodukkilai - Iyakachchi	Maruthankerny
02	Increase the level of Earth filling which are under the critical infrastructure	Karaveddy
03	Increase the level of Earth filling which are under the critical infrastructure	Kayts
04	Construction hume pipes for the flood subsiding	Jaffna
05	Construction hume pipes for the flood subsiding	Chavakachcheri
06	Constructing Hume pipe for the flood subsiding and increasing the level of earth filling which are under critical infrastructure.	Karainagar



**Disaster Mitigation Projects**

### 5.1.10 Disaster Relief Services Centre Activities

#### 1. Supply of Drinking Water for drought

Delft, Velanai, Kayts, Karainagar and Tellipalai divisional secretariats had been affected by drought. The particulars of the details are as follows:

S.N	Division	Expenditure	Drinking Water Supplied		
			No. of Families	No. of members	Liter
1	Delft	131,292.83	1,363	4,338	418,000
2	Velanai	167,347.99	938	3,025	376,536
3	Kayts	95,850.00	300	1,083	159,750
4	Karainagar	219,410.00	1,417	4,628	438,820
5	Tellipalai	857,452.68	656	1,838	2,148,000
<b>Total</b>		<b>1,471,353.50</b>	<b>4,674</b>	<b>14,912</b>	<b>3,541,106</b>

#### 2. Flood Relief

Dry ration had been provided to the affected people. The particulars of relief granted to the flood victims are as follows:

S.N	Division	Dry Ration		Expenditure
		No. of Families	No. of members	
1	Delft	3	6	2,700.00
2	Kayts	25	92	30,398.25
3	Karainagar	5	22	6,700.00
4	Sandilipay	12	38	13,400.00
5	Karaveddy	70	237	76,200.00
6	Point Pedro	46	170	55,500.00
7	Maruthankerny	386	1127	421,140.00
<b>Total</b>		<b>547</b>	<b>1,692</b>	<b>606,038.25</b>


#### 3. House Damage

Fund allocation has been provided to the affected people for the house damages occurred in 2014/2015 and May 2016. The details are as follows:

DS Division	Fully House			Partially Damage			Total
	No. of House	No. of members	Sub Total	No. of House	No. of members	Sub Total	
Delft	24	47	2,400,000.00	113	365	2,839,500.00	5,239,500.00
Velanai	15	58	1,060,000.00	109	383	3,478,120.00	4,538,120.00
Kayts	105	432	10,430,000.00	115	420	3,590,000.00	14,020,000.00
Karainagar	35	74	3,500,000.00	55	87	2,707,480.00	6,207,480.00
Jaffna	74	295	7,317,871.99	56	223	2,450,000.00	9,767,871.99
Nallur	19	51	1,650,000.00	10	43	200,000.00	1,850,000.00
Kopay	26	105	2,380,000.00	23	97	1,000,000.00	3,380,000.00
Chankanai	5	20	500,000.00	46	193	2,300,000.00	2,800,000.00
Sandilipay	144	446	14,250,000.00	101	380	4,630,188.96	18,880,188.96
Uduvil	19	63	985,092.50	-	-	0.00	985,092.50
Tellipalai	50	152	4,970,000.00	25	46	820,000.00	5,790,000.00
Chavakachcheri	65	241	6,150,000.00	540	2160	26,899,500.00	33,049,500.00
Karaveddy	24	100	1,100,000.00	54	172	2,603,440.00	3,703,440.00
Point Pedro	20	84	1,289,000.00	33	120	1,570,000.00	2,859,000.00
Maruthankerny	170	491	17,000,000.00	322	657	16,069,000.00	33,069,000.00
<b>Total</b>	<b>795</b>	<b>2659</b>	<b>74,981,964.49</b>	<b>1602</b>	<b>5346</b>	<b>71,157,228.96</b>	<b>146,139,193.45</b>



Sirupiddy West J/272 (N.Sadavam)



J/388 Athykovilady (S.Sivakumar)



J/48 Karainagar Centre- K.Arumukam



J/400 Alvai North- S. Jeya



#### 4. Food & Non Food Items

Under mentioned food items and non food items received from the National Disaster Relief Services Centre Colombo. These items have been provided to the affected families from flood and drought.

S.N	Divisions	Rice (kg)	Noodles (kg)	Milk Powder (Nos)	Saree (Nos)	Sarong (Nos)	Toys (Nos)	Sanitary Items (Nos)
1	Delft	1000		80	100	30	50	50
2	Velanai	1750		100	150	250	55	150
3	Kayts	1750		100	100	73	75	100
4	Karainagar	1750		100	100	74	70	100
5	Jaffna			100	250	250	75	150
6	Nallur				250	250	75	150
7	Sandilipay				250	250	50	150
8	Chankanai				250	250	75	150
9	Uduvil	3425			250	250	50	150
10	Tellipalai	2950	327		250	250	75	150
11	Kopay	330	180		250	250	75	150
12	Chavakachcheri				200	250	75	150
13	Karaveddy				250	250	75	150
14	Point Pedro	500	300		250	250	75	150
15	Maruthankerny	1750			100	73	50	100
<b>Total</b>		<b>15205</b>	<b>807</b>	<b>480</b>	<b>3000</b>	<b>3000</b>	<b>1000</b>	<b>2000</b>




Karainagar DS Division



Point Pedro DS Division



Maruthankerny DS Division



Jaffna DS Division



### **5.1.11 Engineering unit Activities**

#### **➤ Responsibilities**

##### **1. Construction/ Renovation/ Repair works**

- (i) Estimating
- (ii) Work Site Supervising
- (iii) Bill Inspecting
- (iv) Payment Recommending
- (v) Evaluation works.

##### **2. Co-ordination in construction activities of all Divisional Secretariats**

- (i) Estimates Certification
- (ii) Site supervising
- (iii) Bills Checking
- (iv) Payment Certification.
- (v) Evaluation works.

##### **3. Other Ministry works (Excluding Ministry of Public Administration & Home Affairs)**

E.g.:-Ministry of Cultural Affairs – Cultural Hall

- (i) Estimates Checking
- (ii) Site supervising
- (iii) Bills Checking
- (iv) Payment recommending
- (v) Evaluation works.

##### **4. Evaluation works.**

<b>Projects Works - 2016</b>										
<b>District Secretariat, Jaffna</b>										
S.N	Details of Works	Contractor	Contract Amount	Agreement date	Completion Date		Ret.money		Payment Amount	Remarks
					Agreement	Actual	%	Period		
1	Renovation works in (Room No 18) planning unit at District Secretariat, Jaffna	Matrix Engineering	788,370.50	04.01.2016	29.01.2016	26.02.2016	5%	6M	808,956.35	
2	Renovation work in store branch ( Room No 43) at Kachcheri, Jaffna	Hari Contractor	684,350.00	23.02.2016	21.03.2016	06.05.2016	5%	6M	1,034,326.27	
3	Expenses necessary to be incurred the Construction of Infiltration tank at District Secretariat, Jaffna	Matrix Engineering	582,199.57	28.04.2016	28.05.2016	28.05.2016	5%	6M	453,463.79	
4	Renovation (Roof Plumbing) work at District Secretariat, Jaffna	Abeishan Contractor	1,033,247.50	15.08.2016	14.10.2016	03.11.2016	5%	12M	854,944.09	
5	Renovation Male Toilet (Upper Floor) District Secretariat, Jaffna	Abeishan Contractor	2,703,805.00	09.11.2016	15.12.2016	15.12.2016	5%	12M	2,944,665.69	

6	Fixing cupboard for welfare 7 store branch at District Secretariat, Jaffna	Easwary Civil Engineers & Suppliers	580,000.00	03.05.2016	03.06.2016	28.09.2016	5%	6M	580,000.00	
7	Making new Cubic partition for Female Toilet at District Secretariat, Jaffna	Johnsan Building Contractor	716,625.00	16.03.2016	10.04.2016	10.04.2016	5%	06 M	657,720.00	
8	Renovation works in I.T unit at District Secretariat, Jaffna	Matrix Engineering	820,740.00	14.06.2016	14.09.2016	14.09.2016	5%	6M	869,463.50	
9	Proposed construction of new Septic tank for Female toilet at District Secretariat, Jaffna	Johnsan Building Contractor	449,527.00	01.04.2016	02.05.2016	02.05.2016	5%	6M	398,654.14	
10	Renovation works at Navatkuly food store, Jaffna	Matrix Engineering	2,456,687.10	12.12.2015	30.12.2015		5%		2,185,141.10	
11	Renovation works at ARG office	Matrix Engineering	897,224.90	15.08.2016	14.10.2016	14.10.2016	5%	6M	669,314.11	
12	Renovation for resettlement Branch at District Secretariat, Jaffna	Matrix Engineering	957,728.50	28.04.2016	13.06.2016	13.06.2016	5%	06 M	965,059.40	

13	Renovation for Translators unit at District Secretariat, Jaffna	Matrix Engineering	637,882.50	01.07.2016	30.08.2016	30.08.2016	5%	6M	599,963.77	
14	Renovation and repairs works, Circuit Bungalow at District Secretariat, Jaffna	Johnsan Building Contractor	580,910.50	28.09.2016	15.10.2016	15.10.2016	5%	3M	607,205.04	
15	Renovation work for planning unit (Room No 22,23,26,26A & 27) at District Secretariat, Jaffna	Johnsan Building Contractor	1,195,989.20	16.11.2016	15.12.2016	15.12.2016	5%	06 M	1,117,202.46	
16	Renovation work at Navatkuly Food store, Jaffna	A.K.P Contractor	770,150.00	27.06.2016	28.07.2016	28.07.2016	5%	06 M	764,898.40	
17	Making cycle shed near the District Additional Register's office	Abeishan Contractor	1,448,308.50	25.11.2016	20.12.2016	20.12.2016	5%	6M	1,545,866.79	
18	Construction of bicycle shed behind four storied Building of District Secretariat, Jaffna	Abeishan Contractor	504,706.94	25.11.2016	20.12.2016	20.12.2016	5%	6M	439,386.01	
19	Construction of Boundary Wall for Female Qrs	Abesishan Contractor	1,582,500.00	16.12.2016	31.12.2016	31.12.2016	5%	12M	1,582,500.00	
20	Construction of Boundary Wall for Male Qrs.	Lingam Building Contractor	1,357,155.00	16.12.2016	31.12.2016	31.12.2016	5%	12M	1,476,130.00	

21	Construction of male quarters Stage -II	Lingam Building Contractor	15,374,553.02	06.05.2016	18.10.2016	23.12.2016	5%	12M	16,601,212.44	Bill No 5
22	Construction of Female quarters at District Secretariat Jaffna Stage - II	S.Subramaniam civil Engineering Contractor	16,493,212.50	11.05.2016	10.10.2016	27.12.2016	5%	12M	17,796,456.41	
	<b>OTHERS</b>									
23	Necessary Renovation work at Jaffna kanakaratna maha vidyalaya	Development society	382,107.00	14.09.2016	10.10.2016		5%	3M	322,290.96	
24	Jaffna central college - Necessary Renovation work & Basket ball court	Development society	1,187,136.75	14.09.2016	10.10.2016		5%	3M	671,142.62	
25	Necessary Renovation work at J/Kokkuvil Hindu College	Development society	278,789.00	14.09.2016	10.10.2016		5%	3M	252,023.00	
26	Necessary Renovation work of J/ Vembady girls college	Development society	329,584.00	14.09.2016	10.10.2016		5%	3M	174,877.70	
27	Necessary Renovation works in Jaffna Hindu college	Development society	864,404.00	14.09.2016	10.10.2016		5%	3M	552,277.88	
	<b>Administration Block</b>									

28	Construction of Administrative Block at Divisional Secretariat, Point Pedro Stage - I	Maas Engineering Enterprises	13,170,607.80	15.06.2016	24.11.2016		5%	12M	5,919,000.00	Bill No-5
	<b>Cultural Halls</b>									
29	Construction of Cultural Hall at Chavakachcheri, Stage IV	Star Contractor	7,191,000.00	22.06.2016	23.09.2016		5%	12M	7,368,565.87	
30	Construction of Cultural Hall at Point Pedro, Stage V	Yansika Contractor	7,790,000.00	20.06.2016	19.09.2016		5%	12M	7,919,335.36	
31	Construction of Cultural Hall at Karaveddy, Stage IV	Jashahan Contractor	5,466,306.50	13.06.2016	13.09.2016		5%	12M	5,383,498.56	
32	Construction of Cultural Hall at Tellipalai, Stage IV	Jashahan Contractor	3,036,631.00	27.06.2016	26.09.2016		5%	12M	3,332,969.00	

**5.1.12 Motor Traffic Department's Activities 2016**

1. No of Driving License Exams	-288
2. No of Issued Driving License	- 29,224
3. No of Renewed Driving License	-1,085
4. No of Issued Number Plates	- 1,906
5. No of Transferred Vehicles	- Nil
6. No of Mobile Services	- Nil

**NEWLY REGISTERED MOTOR BIKES 2016**

1. Registration of Motor cycles	- 12
2. Certificate / CR	-12
3. Vehicle Identity Card	-
4. Number Plates Issued	- 12

**DRIVING LICENSE ISSUED 2016**

1. No of Received Driving License Application	- 29,224
2. No of Called Applicant for Trial Exam	- 34,674
3. No of Issued Temporary Driving License (Lost DL & Renewal DL)	-1,089

**TRANSFERRED MOTOR CYCLES 2016**

1. No of Received Transferred Application – sent to head office	- Nil
2. No of Transferred Vehicles	- Nil

**VEHICLE INSPECTED BY EXAMINER 2016**

1. No of Accident Vehicles	- 337
2. No of Vehicle Inspection – Private & passenger service	- 1,165
3. No of vehicle Inspection – School service	-100

**REGISTERED VEHICLES 2016**

1. Motor Cycles	-12
2. Motor Car	- Nil
3. Land Vehicle	- Nil
4. Motor Coach	- Nil
5. Mini Bus	- Nil
6. Lorry	- Nil
7. Three Wheeler	- Nil
8. Dual Purpose Vehicle	- Nil



<b>Monthly Revenue Details for 2016</b>	
January	4,418,250.00
February	4,377,625.00
March	4,624,250.00
April	3,958,975.00
May	4,663,950.00
June	4,371,000.00
July	3,850,225.00
August	5,037,850.00
September	5,661,700.00
October	4,705,075.00
November	5,243,700.00
December	9,535,375.00
<b>Total</b>	<b>60,447,975.00</b>

<b>vote particulars</b>	<b>Total</b>
307-02-01-0-1002	99,976.29
307-02-01-0-1003	169,000.00
307-02-01-0-1201	129,950.50
307-02-01-0-1302	87,022.64
307-02-01-0-1402	59,999.04
307-02-01-0-1403	596,568.70
307-02-01-0-2102	313,882.50
307-02-01-3-1405	649,566.82
307-02-01-6-1405	129,910.00
307-02-01-7-1405	179,901.90
<b>Total</b>	<b>2,415,778.39</b>

**5.1.13 Pension Activities**

No.	Name of divisional secretariats	Total pension payment through the bank network system for the year 2016	Number of Pensioners as at 31/12/2016					Total
			Civil	Forces	Teachers	Widows & orphans	Local govt.	
01	Delft	14,224,432.19	34	0	0	18	1	53
02	Velanai	52,247,557.55	119	0	2	63	3	187
03	Kayts	24,153,432.21	45	1	0	45	2	93
04	Karainagar	48,695,599.80	94	0	0	75	3	172
05	Jaffna	400,201,955.27	857	4	21	443	93	1,418
06	Nallur	810,537,013.38	1,806	6	9	839	114	2,774
07	Sandilipay	274,910,928.07	594	2	6	327	26	955
08	Chankanai	296,642,800.08	598	6	7	400	27	1,038
09	Uduvil	358,145,056.16	765	7	3	454	15	1,244
10	Tellipalai	199,047,443.57	428	3	0	254	16	701
11	Kopay	445,775,845.48	990	5	2	495	41	1,533
12	Chavakachcheri	450,942,626.48	1,050	3	3	516	47	1,619
13	Point Pedro	373,810,407.88	808	8	3	449	27	1,295
14	Karaveddy	380,478,388.50	819	2	1	457	21	1,300
15	Maruthankerny	16,382,454.10	44	0	0	21	2	67
<b>Total</b>		<b>4,146,195,940.72</b>	<b>9,051</b>	<b>47</b>	<b>57</b>	<b>4,856</b>	<b>438</b>	<b>14,449</b>

### **5.1.14 Statistics Branch Activities**

- 1) Paddy Statistics - Maha 2015/16:** Sown extent was collected by the Divisional Statistical Officers (S.O) / Statistical Assistants (S.A) from Grama Officers (G.O) during months of October to November in a prescribed form called as P1 then divisional level summary was prepared by the respective S.O / S.A which is known as P2 and finally District level data could be identified for Sown and harvest where the data for non harvested extent was collected to calculate harvested extent. District summary was sent to Agriculture division of DCS for further analysis.
- 2) Crop Estimation Survey on Paddy-Maha 2015/16:** Initially farmers of parcels were selected using random book by officers (SOO/SAA) who were assigned to D.S divisions, the selected farmers were from particular villages which were sent by head office in every year in order, that there were 40 villages sent by head office. In a particular village there would be two plots from a parcel, in which Crop Estimation Survey was carried out by S.OO/S.AA , A.II and D.OO during the period of March and April .The Crop cutting Officers used standard forms such as CC1,CC2 & CC3 when the survey was executed and also crop cutting method was strictly applied by them ,Test checking plots were supervised by DSTN,AD Agriculture, AC Agrarian Development and D.SS, Duly completed CC4 was sent by test checking officers to District Secretary. From this survey results yield per acre could be calculated after that the National (Island wide) level paddy production was calculated ,it was concerned an important data for the paddy production.
- 3) High land Crops –Extent and Yield for Maha and Yala Season:** The land utilized for High land crops statistics was collected in two seasons during the year in which permanent crops were included in Yala season sown and yield data were collected in HL register in Divisional Secretariat divisions by S.OO/S.AA these statistics were given by G.OO. District summary was prepared according to the divisional summaries called as HIC1,HIC2 and H2. Average yield per acre of the crops was given by the A.IIs.
- 4) Live Stock Statistics:** From this year newly LQ form was introduced to collect Live stock statistics on June 2016 in which total list of live stock operators (Agriculture Operators) were listed by every Grama Officers divisions. It was able to display total number of animals' milk production in litres and number of eggs produced per day. District summary (LQ2) was prepared on basis of divisional data. and sent to Agriculture division of DCS.

- 5) **Annual Survey of Industry, Trade & Service -2016:** In addition to the previous year's annual survey of Trade and annual survey of Service were included in 2016. Selected institutions were sent by head office using standard sample selection methods. S.OO/S.AA were responsible to collect the data (2015 data) from the Institutions. Special Training Programme on Annual survey of ITS was conducted by the Industrial and Construction division of DCS to all the S.OO/S.A who involved in the activities.
- 6) **Local Government Statistics:** The statistical data of local government of Jaffna district for the year 2016 were collected from all local government bodies by using L.G.S form. There were general information, number of employees and wages, the service delivered by the local government, classification of receipts, vote particulars, analysis of expenditure and summary of estimated revenue for the year 2016 .The statistical data were sent to Publication division of DCS.
- 7) **Slaughter house Statistics:** Number of animals slaughtered in Slaughter house in respective local bodies was collected by field officers of DCS. The data sent to Publication division of DCS.
- 8) **Building Statistics:** The above statistical data were collected by monthly in all the local government bodies of Jaffna district. New format was introduced from this year 2016, key responsibility of the data was commissioner/Secretary /and followed by S.OO/S.AA. Collection period was first week of each month and the particulars were sent to Industrial and Construction division of DCS.
- 9) **Locally Produced Agricultural Products (LPAP):** The Producer prices (farm gate price) of local products such as Cereals, Vegetables, Starchy Foods and Onions, Fruits, Condiments, Fish and Fresh Water Fish, Milk, Eggs and Dried Fish, Livestock and Miscellaneous For the year of 2016, the prices were collected monthly in selected main and other producing centers in every Divisional Secretariat divisions by using LPAP form and sent to Agriculture and Environmental division of DCS. Updated form was used from this year. The data are used for PPI.
- 10) **Town Prices:** Prices were collected from markets, shop and other institutions with in Jaffna town area and it would be sent to the Prices and Wages Division head office, this process was under went to the quarterly scheduled calendar
- ✓ Group I: The retail prices of open market are collected in each Tuesday.

- ✓ Group IA: The prices of goods and beverages were collected twice a month. (Tuesday)
- ✓ Group II: The prices of the non-food items were collected once per month.
- ✓ Group III: The retail price of service and other consumer goods were collected once per quarter year.

**11) F1 updating for Surveys:** Listing operations were performed in six or seven Census blocks in every month during the year 2016. Listing updating was carried on F1 forms which were sent by Sample survey division of DCS, these updated units information were transferred in 9NHSP form and sent to Sample survey division. These listings were used to labour forces surveys and income and expenditure surveys for the year 2016.

**12) Household Income and Expenditure Survey-2016:** Generally the HIES is conducted over a period of 12 consecutive months to capture seasonal variations of income and expenditure patterns in Sri Lanka. The general sample size is 25,000 housing units which is adequate to provide reliable information down to district level. The HIES 2016 was the ninth in its series. The field work of this survey was carried out during the whole year 2016. HIES was conducted Island wide in 2016. Approximately sixty to seventy housing units were selected per month in Jaffna District. The survey was conducted by our field staff as three times visited per housing unit on a specific week. The collected data were entered in a specific software package.

**13) Labour Force Survey-2016:** The labour forces survey was carried out in same sample of income and expenditure survey. Field work of the survey was carried out from January to December 2016, for 12 months period in all districts. This report is based on a sample of 25,000 housing units and provides national, provincial and district level estimates with a stipulated standard errors of labour force characteristics as reported in the relevant reference period. The DCS has planned to conduct survey on next year by CAPI system.

**14) District Statistical Hand book:** The district statistical hand book was prepared in every year by the respective district statistics branches of the Department of Census and Statistics. The data collected from 34 government institutions.

- 15) Child Activity Survey:** This special survey was conducted at selected G.O divisions, in Jaffna district. A team headed by Statistician including our officers to involve the activities and had done successfully.
- 16) Demography and Health Survey 2016:** Regarding this survey, two teams were set up with potential staff by the head office, each team headed by a supervisor. Jaffna, Mullaitivu and Mannar were covered by these teams when the survey had executed. CAPI system was introduced first time in the history of data collection system in Sri Lanka. Huge e-questionnaire was used to collect data from selected households this survey was mainly focused on children and mothers, to identify health factor BIO marker data were also collected by medical staff. Survey was carried out throughout the months April to August .A team extended their duties at Puttalam district also.
- 17) Census of Public and Semi Government employees:** Actually once in four years this survey was performed but there was a eight years gap due to the last Census of population and housing. Five training classes were conducted for the concerning staff of Govt. & Semi Govt. Institutions in Jaffna district The Census was conducted on 17/11/2016 and successfully completed.
- 18) Annual Survey of Construction:** This Survey was the usual performance in every year, in this context selected contractors were interviewed by our staff and proper data were acquired.



### 5.1.15 Central Environmental Authority Activities

#### I. 9<sup>th</sup> National Scouts Jamboree – 2016:

9<sup>th</sup> National Scouts Jamboree was held on February 21<sup>st</sup> to 24<sup>th</sup> February 2016 at J/ Jaffna Central College. Central Environmental Authority displayed models of Solid Waste Management Systems and video presentations.



#### II. Training Programme for School principals in Jaffna District – 2016:

A Training program for Jaffna District School Principals was held on June 5<sup>th</sup> 2016 at District Secretariat Auditorium.



#### III. World Environment Day – 2016:

To mark the World Environment Day, a programme was conducted on 9<sup>th</sup> June 2016, at Kaarainagr Yalton College by Central Environmental Authority. Awareness programme and tree planting event were held on that day.





#### IV. A Training for Environment Pioneer Programme Teachers' in - charge – 2016:

A training for EPP Teachers' in – charge in Jaffna District was held on June 24<sup>th</sup> 2016 at Jaffna District Secretariat Auditorium.



#### V. Wana Ropa – National Tree Planting Programme – 2016:

A Programme for Wana Roba - Tree planting was held at J/ Keerimalai Naguleswara College on 3<sup>rd</sup> November 2016.



#### VI. National Polythene, Plastic and E - Waste prevention week – 2016:

Inauguration ceremony was held on 24<sup>th</sup> October 2016 at Nallur Sangilian Park with the participation of School students and the public .



### 5.1.16 Consumer Affairs Activities

The amount of Rs.5,667,500.00 was for the crime against the traders who were involve in the enmity manner under the Consumer Affairs Authority law in the trade centre, Jaffna district in 2016 which were recorded in the court as 951 cases.

Awareness programme were conducted through the International trade fair related to our service for the School students, Common people, traders, government officers in the purpose of protecting the consumers.

### Raids Division vice

DS Division	Jan	Feb	Mar	Apr	May	Jun	Jul	Aug	Sep	Oct	Nov	Dec	Total
Delft	-	-	-	-	-	-	-	-	-	-	-	-	-
Velanai	-	-	-	-	-	4	-	5	-	3	1	-	13
Kayts	-	-	-	-	-	4	-	-	3	1	-	-	8
Karainagar	-	-	-	-	5	-	-	-	2	-	-	3	10
Jaffna	1	17	32	2	4	13	16	28	8	33	39	36	229
Nallur	1	11	2	14	1	9	13	9	11	6	8	20	105
Sandilipay	-	4	-	6	3	13	7	1	-	-	-	9	43
Chankanai	1	5	-	2	10	8	-	6	2	2	7	-	43
Uduvil	8	12	5	28	3	1	24	3	6	12	-	11	113
Tellipalai	15	13	-	3	5	1	-	2	5	-	11	2	57
Kopay	2	1	2	-	20	18	1	14	5	6	8	1	78
Chavakachcheri	14	3	3	-	7	9	1	8	15	2	5	11	78
Karaveddy	6	8	13	12	5	1	5	7	10	6	1	5	79
Point Pedro	14	12	8	1	1	4	4	3	18	6	9	9	89
Maruthankerny	-	-	-	-	-	-	-	-	-	-	6	-	6
<b>Total</b>	<b>62</b>	<b>86</b>	<b>65</b>	<b>68</b>	<b>64</b>	<b>85</b>	<b>71</b>	<b>86</b>	<b>85</b>	<b>77</b>	<b>95</b>	<b>107</b>	<b>951</b>

### Court Fine Details of Court Cases

Month	Kayts	Mallakam	Jaffna	Chavakachcheri	Point Pedro	Total
Jan	-	87,500.00	406,000.00	142,500.00	80,500.00	716,500.00
Feb	-	168,000.00	458,000.00	126,000.00	142,000.00	894,000.00
Mar	-	54,500.00	164,000.00	18,000.00	181,000.00	417,500.00
Apr	-	18,000.00	284,000.00	27,000.00	41,000.00	370,000.00
May	-	35,500.00	137,000.00	-	120,000.00	292,500.00
Jun	15,000.00	46,500.00	127,000.00	9,000.00	139,000.00	336,500.00
Jul	40,000.00	34,000.00	81,000.00	135,000.00	-	290,000.00
Aug	-	90,500.00	233,000.00	18,000.00	265,000.00	606,500.00
Sep	5,000.00	34,500.00	169,500.00	117,000.00	85,000.00	411,000.00
Oct	12,000.00	17,500.00	214,500.00	72,000.00	220,000.00	536,000.00
Nov	5,000.00	43,500.00	189,500.00	36,000.00	162,500.00	436,500.00
Dec	-	10,000.00	90,000.00	48,000.00	212,500.00	360,500.00
<b>Total</b>	<b>77,000.00</b>	<b>640,000.00</b>	<b>2,553,500.00</b>	<b>748,500.00</b>	<b>1,648,500.00</b>	<b>5,667,500.00</b>

## **Raids Section Vice**

Month	Expired (31)	Price Board (26)	Miss Lead Of Customer (30)	Exceed MRP (11)	Product Information (10)	Control Price(18)	Total
January	47	8	1	-	1	5	62
February	67	14	1	-	4	-	86
March	47	13	1	-	2	2	65
April	59	8	1	-	-	-	68
May	60	3	-	-	1	-	64
June	70	2	3	1	9	-	85
July	37	-	2	1	2	29	71
August	83	-	-	1	1	1	86
September	82	-	2	-	1	-	85
October	73	-	2	1	1	-	77
November	94	-	1	-	-	-	95
December	69	32	5	-	1	-	107
<b>Total</b>	<b>788</b>	<b>80</b>	<b>19</b>	<b>4</b>	<b>23</b>	<b>37</b>	<b>951</b>

## **Awareness Programme**

Month	Awareness category	Place
January	Public Awareness	Trade Fair Awareness, Jaffna
February	Traders Awareness School Students Awareness Traders Awareness	Jaffna Chunakam Point Pedro
March	Public Awareness Public Awareness Students Awareness Public Awareness	Thenaruvi Trade Fair Awareness Driberg's College Chavakachcheri Nelliyadi Maha Viddiyalayam Nelliyady
April	Public Awareness Public Awareness Students Awareness Students Awareness Staff Awareness	Multi- Purpose Building, Chavakachcheri Community Hall, Nallur Economics College J/Point Pedro Methodist Girls High School J/Jaffna Hindu Ladies College
May	Students Awareness Students Awareness Students Awareness	J/Kanakaratnam Maha Viddiyalayam J/Government Mixed School, Iyatralai J/Thirunavukarasu Central College
June	Public Awareness Public Awareness Students Awareness Students Awareness	J/Urumbirai Hindu College Women Society, Kokuvil Bharathy Institute, Meesalai J/Achchuvveli Sarasvathy Maha Viddiyalayam
July	Students Awareness Staff Awareness Traders Awareness	J/Vempady Girls High School District Secretariat, Jaffna Jaffna
August	Students Awareness Students Awareness	Ideal Academic -Manipay Modern Tuition Center Sandilipay



	Traders Awareness Traders Awareness	Trade Union, Chunnakam Trade Union, Nellyyadi
September	Students Awareness Students Awareness Traders Awareness Public Awareness	J/Allaippiddy Pharashakthy Viddiyalayam J/Kokuvil Hindu College Trade Union, Karaveddy Women Society, Ariyalai
October	Students Awareness Traders Awareness Traders Awareness Public Awareness	J/Naranthanai R.C Maha Viddiyalayam Trade Union, Chunnakam Point Pedro Community Hall Jaffna Multi-Purpose Building,
November	Students Awareness Traders Awareness Traders Awareness Public Awareness	J/Ilavalai St.Henry's School Traders – Jaffna Trade union – Jaffna Youth Club - Varani
December	Students Awareness Students Awareness Traders Awareness Public Awareness	Bharathi Tuition Center -Chankanai Maths Academy – Kodikamam Traders -Jaffna Community Hall - Karainagar

## **Awareness Programme**



**5.1.17 Administration Branch Activities**

<b>Training Programmes– 2016</b>						
<b>No</b>	<b>Name Of The Training Programme</b>	<b>Target Group</b>	<b>No. of Programmes</b>	<b>No. of Participants</b>	<b>Duration</b>	<b>Expenditure</b>
<b>1</b>	Computer Training course Promoting productivity Programme	Grama Niladharies	07	210	5Days	222,107.00
<b>2</b>	Training Programme for Development Officers	Development Officers	03	156	3Days	59,601.00
<b>3</b>	Training Programme on Disaster Risk Management for Development Officers	Development Officers & Public Management Assistant	03	216	3Days	58,055.50
<b>4</b>	Training Programme for newly appointed PMAs	Public Management Assistant	02	60	5Days	76,020.00
<b>5</b>	Training Programme for OES	Office Assistants	04	177	2Days	55,916.00
<b>6</b>	Training Programme on computer Software	District Secretariat, Divisional Secretariat officers	02	55	23Days	144,774.00
<b>7</b>	Training Programme for Productivity Promotion	Development Officers & Public Management Assistant District Secretariat officers	02	38	1Day	16,350.00

Construction works in Jaffna District Secretariat under the  
Ministry of Home Affairs -2016

S.N	Capital Expenditure done in District Secretariat under the Ministry of Home Affairs	
01	Four storied administrative block, District Secretariat, Jaffna stage – VI balance work	8,277,701.51
02	Male summary quarters stage - II	20,056,851.39
03	Female summary quarters stage - II	22,523,012.67



<b>Productivity Training Programmes - 2016</b>						
<b>No</b>	<b>Name Of The Training Programme</b>	<b>Target Group</b>	<b>Venue</b>	<b>No. of Programmes</b>	<b>No. of Participants</b>	<b>Duration</b>
<b>1</b>	Certificate Course on Productivity	Northern Province Government & Private Sector Officers	District Management Skill Development Training Centre	10	40	10 Days
<b>2</b>	Awareness Programme of National Productivity Award Competition - 2015	Productivity Development Officers (Northern Province)	Auditorium of District Secretariat Jaffna	1	44	1 Day
<b>3</b>	Basic Productivity Programme	Public Sector Staff Officers (Northern Provincial)	Auditorium of District Secretariat Jaffna	1	728	01 Day
<b>4</b>	Knowledge Promotion workshop to implement Knowledge Management Projects	Productivity Development Officers (Northern Province)	Auditorium of District Secretariat Jaffna	1	34	01 Day
<b>5</b>	Awarding Ceremony of Certificate Course on Productivity	Northern Province Government & Private Sector Officers	Auditorium of District Secretariat Jaffna	1	40	01Day
<b>6</b>	Training on Knowledge Management	Productivity Development Officers (Northern Province)	Auditorium of District Secretariat Jaffna	1	44	01 Day

### **5.1.18 Establishment Branch Activities**

The details of the performed activities by Establishment Branch, District Secretariat in the period of 2016 are as follows.

#### **I. Appointment of graduates' trainees.**

11 graduate trainees were got attached to Divisional Secretariats as trainees. The HNDA graduate trainee appointment was granted by the Ministry to the person got degree before 30.03.2012 for those who are more than 35 years of age

#### **II. Permanent appointments**

The followings were appointed permanently in this District Secretariat and Divisional Secretariats

1. Translator	-01
2. Sri Lanka Information & Communication Technology Officers	-02
3. Public Management Assistants	-09
4. Technical Officers	-02
5. Grama Niladhari	-01
6. Office Employees	-07

#### **III. Dead officer**

1. Public Management Assistant	-01
2. Grama Niladhari	-01

#### **IV. Retired officers from Service**

1. Public Management Assistant	-01
2. Driver	-01

Approval was got the applications for retiring the officers who are performing duty in Divisional Secretariats, had been sent to the Ministry as follows,

1. Public Management Assistants	-06
2. Grama Niladharies	-15
3. Technical Officer	-01
4. Office employees	-04
5. Drivers	-02

#### **V. Resign from Service**

The following officers who are performing duty in the Divisional Secretariats had been resigned from service

Development Officers	-03
----------------------	-----

#### **VI. Officers released from one service to another**

1. Public Management Assistants	-04
---------------------------------	-----

- |                         |     |
|-------------------------|-----|
| 2. Development Officers | -03 |
| 3. Technical Officer    | -01 |

## VII. Transfer

### a) *Officers leaved from Jaffna District to outside*

- |   |     |
|---|-----|
| 1. Sri Lanka Administrative Service Officer | -01 |
| 2. Public Management Assistants             | -02 |
| 3. Technical Assistant                      | -01 |
| 4. Office Employees                         | -02 |
| 5. Driver                                   | -01 |

### b) *Officers came from outside to Jaffna District*

- |  |     |
|--|-----|
| 1. Sri Lanka Accountant Service Officers | -02 |
| 2. Public Management Assistants          | -06 |
| 3. Technical Assistant                   | -02 |
| 4. Grama Niladhari                       | -01 |

### c) *Internal transfer for the officers from Jaffna District to other departments*

- |  |     |
|--|-----|
| 1. Sri Lanka Administrative Service Officers | -03 |
| 2. Public Management Assistants              | -07 |
| 3. Office Employees                          | -02 |

### d) *Internal transfer for the officers from other departments to Jaffna District*

- |                                 |     |
|---------------------------------|-----|
| 1. Public Management Assistants | -07 |
| 2. Office Employees             | -01 |

### e) *Transfer for the officers from district Secretariat to the divisional Secretariat*

- |                                 |     |
|---------------------------------|-----|
| 1. Public Management Assistants | -04 |
| 2. Translator                   | -01 |
| 3. Technical Officer            | -01 |
| 4. Office Employees             | -01 |
| 5. Drivers                      | -02 |

### f) *Transfer for the officers from divisional Secretariats to district Secretariat*

- |                                 |     |
|---------------------------------|-----|
| 1. Public Management Assistants | -05 |
| 2. Translator                   | -01 |
| 3. Technical Officer            | -01 |
| 4. Technical Assistant          | -01 |
| 5. Office Employees             | -01 |
| 6. Drivers                      | -02 |

***g) Transfer among the divisional Secretariats***

1. Public Management Assistants	-72
2. Development Coordinators	-03
3. Technical Officer	-01
4. Technical Assistant	-02
5. Office Employees	-10
6. Drivers	-07

**VIII. Officer's Confirmation for Service**

1. Sri Lanka Administrative Service Officers	-03
2. Public Management Assistant	-01
3. Development Officer	-01
4. Office Employees	-03

Documents regarding to the confirmation for service of officers performing duty in Divisional Secretariats, were sent to the Ministry of Public administration & Management as follows:

1. Public Management Assistants	-03
2. Development Officers	-06
3. Grama Niladharis	-18
4. Office Employees	-11
5. Driver	-01

**IX. Promoted Officers**

1. Sri Lanka Administrative Service Officers	-05
2. Sri Lanka Accountants Service Officers	-04
3. Public Management Assistants	-03
4. Office Employees	-05

Documents regarding to the promotion of officers performing duty in Divisional Secretariats were sent to the Ministry of Public administration & Managements follows:

1. Public Management Assistants	-09
2. Grama Niladharis	-07
3. Office employees	-12
4. Drivers	-02

**X. Evaluation of pensioners / Revised officers**

1. Public Management Assistant	-01
2. Office employee	-01

**XI. Passed officers on the efficiency bar examination**

1. Public Management Assistants	-04
2. Office Employees	-11

**XII. Officers went out of Sri Lanka on leave**

1. Sri Lanka Administrative Service Officers	-09
2. Sri Lanka Accountants Service Officer	-01
3. Engineer	-01
4. Public Management Assistants	-02

Documents, regarding to the leave out of Sri Lanka performing duty in the Divisional Secretariats were sent to the Ministry of Public Administration & Management, Ministry of Home Affairs as follows

1. Public Management Assistants	-19
2. Development Officers	-06
3. Grama Niladharies	-12
4. Office Employees	-05
5. Driver	-01

**XIII. Salary conversion/ Revised for officers**

1. Sri Lanka Administrative Service Officers	-05
2. Sri Lanka Accountants Service Officers	-18
3. Engineer	-01
4. Sri Lanka Information & communication Technology Officers	-06
5. Public Management Assistants	-54
6. Development Officers	-26
7. Office employees	-27
8. Drivers	-09

**XIV. Officers who gained the incentive allowance for language skill.**

Incentive allowance for language skill was given to the officers who are performing duty in the Divisional Secretariats.

1. Sri Lanka Administrative Service Officer	-01
2. Public Management Assistants	-07

**XV. Property Loan**

03 applications of officers for the bank property loan were sent to the banks with proper documents

**XVI. Others**

“Agrahara” insurance scheme applications were submitted for reimbursement, for the 24 officers who work under the Ministry of Public Administration & Management and Ministry of Home Affairs.

### **5.1.19 Ministry of National Co-existence, Dialogue and Official Language Activities**

- 1) People participation project was implemented by Ministry of National Co-existence, Dialogue and Official Language for Social Integration week. A common well was built with 150000.00 Rs allocation at Pokkaruppu, Maruthankerny DS Division. And also with 150000.00 allocations, two toilets were constructed in Nainativu Jetty.
- 2) Co-existence awareness programme for 50 Journalists from Northern Province was conducted in Tilco Hotel presided by Hon.Minister Mano Kaneshan.
- 3) Sri Lanka Broadcast cooperation “Subarathi” Direct broad casting Radio Programme about co-existence was conducted at District Secretariat, Jaffna presided by Hon.Minister Mano Kaneshan.
- 4) Tamil Sinhala Books of Department of Official Languages were sold to the officers of all Divisional Secretariat and District Secretariat Jaffna.
- 5) Level I, Level II oral exam was conducted in two stages by Department of official languages for Northern Provincial candidates in Open University, Jaffna.
- 6) Drugs Prevention awareness programme was conducted for 100 youths in Delft Divisional Secretariat on 26<sup>th</sup> of October 2016.
- 7) Co-existence Societies are formed in all Grama Niladhari Division. Still 116 societies were formed.
- 8) Three days Co-existence awareness programme from 21.12.2016 to 23.12.2016 was conducted among 50 Tamil, Sinhala Muslim students of Jaffna University in Anuradhapura.



### 5.1.20 Measurement Units Activities

#### Important Activities

- 1) Verify and stamp weights, measures, weighing instruments and measuring instruments.
- 2) Maintains receipt book, inspector diary and log book.
- 3) Conducting inspection and raids in the commercial centres.
- 4) Preparation of complaints and charge sheet.
- 5) Conducting legal actions.
- 6) Making Awareness programme related to department actions.
- 7) Performing any other relevant duties assigned by the management.

Month	No of total Units	No of total Traders	Verification Fees
January	828	218	313,290.60
February	3155	667	641,380.20
March	2821	628	657,086.90
April	562	175	200,643.00
May	3098	805	713,828.00
June	823	267	448,166.50
July	1264	357	504,808.80
August	1880	288	286,713.00
September	1365	341	395,504.10
October	865	139	165,612.00
November	777	172	349,220.50
December	769	108	200,215.00
<b>Total</b>	<b>18207</b>	<b>4165</b>	<b>4,876,468.60</b>

**Total verification fees                      4,876,468.60**

**No of successful raids                      28**

**Total Fine                                      73,500.00**

### 5.1.21 Coast conservation & Coastal Resource Management Department

S/N	Name of the programme	No of Annual target	No of Achievement	No of Beneficiaries	Allocation Rs.	Expenditure Rs
1	Establishment of Coastal Green belt Programme Sandilipay D.S division	Not applicable	400	100	482,000.00	482,000.00
2	Establishment of Coastal green belt Programme Kopay D.S division	Not applicable	200	50	241,000.00	241,000.00
3	Establishment of Coastal green belt Programme Jaffna D.S division	Not applicable	200	50	241,000.00	241,000.00
4	Awareness programme for CC&CRMD laws and Regulation for the development activities-Sandilipay DS Division	Not applicable	120	120	26,454.95	26,454.95
5	Awareness programme for CC&CRMD laws and Regulation for the development activities -Kopay DS division	Not applicable	80	80	16,684.38	16,684.38
6	Awareness programme for CC&CRMD laws and Regulation for the development activities- Jaffna DS division	Not applicable	80	80	16,684.38	16,684.38
7	Establishment of Mangrove Green belt along the coast line of the Kayts DS Division	Not applicable			26,725.433	26,725.433
8	Establishment of Mangrove Green belt along the coast line of the Karainagar Division	Not applicable			26,725.433	26,725.433
9	Establishment of Mangrove Green belt along the coast line of the Chankanai Division	Not applicable			26,725.433	26,725.433
	<b>Total</b>				<b>1,104,000.00</b>	<b>1,104,000.00</b>

## 5.2 Progress of Social Services and Cultural

### 5.2.1 Cultural and Religious Activities

#### 1. Cultural Festival (0.2Mn) - 2016

Jaffna district art and cultural organization and Jaffna District Secretariat together conducted the cultural festival in the golden Jules hall in urban council at Chavakachcheri on 08<sup>th</sup> October 2016. Saturday at 9.00am with the sponsorship of the department of cultural affairs Northern Province

Hon Thambirajah Kurukularasa, Minister of Education Cultural Affairs Sports and Youth Affairs participated as Chief Guest and Mrs.Vijayalaxmi Keethiswaran Secretary to the chief minister Mrs.Vanajah selvaratnam Assistant director department at cultural affairs and Pon Sri Vamadevan, retired teacher, skilled musician also participated as special guests at the festival the prose, music, dance and drama and other arts were presented at Thenmarachi, Vadamaradchi and island area and staged on this festival.

Prices were issued to the winners at national district level for the arts and literature competition

The senior artists were honoured and yardmullah award was granted to them. There artists were selected from 15 divisional secretariats per each artist the souvenir book “Yarl Muththu Award” which consist the biography of senior artist was published.







## 2. Purchasing of uniform and jewellerys for Traditional Tamil Inniam

### Provincial special development grant (0.25Mn) -2016

Under this scheme training was given to 46students (20male -26female) and a group was formed with flags parasols for the cultured programmers.



### 3. Provincial special department grant (0.25Mn) –PSDG2016

For the above mentioned project a cupboard was designed with sculptural decoration with Palmyrah and neem wood by using the fund received for us. The height of the cupboard “113” length 103” and its width is 30”



### 4. Work Progress Report – 2016in Jaffna

#### Department of Cultural Affairs

No	Programme	Department / Ministry	Allocation	Expenditure
1	State Kalapooshanam Awards	Cultural Affairs	-	-
2	State Photography Awards	Cultural Affairs		
3	State Literary Awards	Cultural Affairs		
4	State Music Awards	Cultural Affairs		
5	State Drama Competition	Cultural Affairs		
6	State Arts Festival for the Disabilities persons	Cultural Affairs	50,000.00	50,000.00
7	National Arts Literary Competition	Cultural Affairs	39,600.00	39,600.00
8	Sakiththiya Ratna Awards	Cultural Affairs		
9	State Dance and Ballet Awards	Cultural Affairs		
10	State Children's Drama Competition	Cultural Affairs		
11	State Children Arts Competition	Cultural Affairs		
12	Bursary for poor Artistes	Cultural Affairs	65,000.00	65,000.00
13	Dolosmahe Pahana Programme	Cultural Affairs		
14	Jathika Kala Prasadini Cultural Exhibition	Cultural Affairs	130,000.00	130,000.00
15	Preparing Name Board for Kalamana	Cultural Affairs	30,000.00	29,000.00
16	Kalakaru Suwatham Programme	Cultural Affairs	2,500.00	2,500.00
17	Construction of cultural Centre	Cultural ministry	28,051,602.00	28,051,602.00

## 5.2.2 Child Protection Activities

### Compilation Report of child and women development unit of 2016

No	Implemented Programmes (Other Ministry)	Name of the Ministry	No of Programmes	Value (Rs)
1	Rs 20,000 Valued Nutrition parcel for pregnant mothers	Ministry of women and child affairs	1	156,719,320.00
2	One glass pure milk for preschool children	Ministry of women and child affairs	1	22,361,883.20
3	Nutrition programmes related to the Early child hood development	Ministry of women and child affairs	13	103,650.00
4	Selection of art for the “Aruna Thakidarata” art competition	Ministry of women and child affairs	15	90,000.00
5	Home based early childhood development programmes	Ministry of women and child affairs	13	67,400.00
6	International children's day programmes	Ministry of women and child affairs	13	156,000.00
7	Constructing preschool play ground	Ministry of women and child affairs	2	99,250.00
8	Early childhood development week programmes	Ministry of women and child affairs	13	104,000.00



9	constructing development committee in the village level for early childhood	Ministry of women and child affairs	26	26,000.00
10	Early childhood development model village programme	Ministry of women and child affairs	1	328,424.00
11	Providing allowance for the “Lama Driya” preschool teachers	Ministry of women and child affairs	1	39,000.00
12	District child development committee meeting	Ministry of women and child affairs	4	32,000.00
13	District level home based ECCD programme	Ministry of women and child affairs	1	32,000.00
14	Two days residential work shop for northern province ECCD officers	Ministry of women and child affairs	1	156,120.00
15	District progress review meeting	Ministry of women and child affairs	7	18,000.00
16	Reconstructing programme for the child protection groups in the school level	National Child Protection Authority	15	225,000.00
17	Awareness Programme in the village level	National Child Protection Authority	45	375,000.00
18	Children home monitoring Programme	National Child Protection Authority	14	21,000.00
19	Awareness programme for National College of education students related to Child protection education students	National Child Protection Authority	1	52,375.00

20	Awareness Programme for child friendly schools	National Child Protection Authority	8	243,000.00
21	Debate competition for the School Students	National Child Protection Authority	1	75,100.00
22	Monthly progress review meeting	National Child Protection Authority	12	23,625.00
23	Fixing awareness banners in the Village level Programme	National Child Protection Authority	8	32,000.00
24	Furniture purchasing for officers	National Child Protection Authority	16	328,000.00
25	District Coordinating Committee	Ministry of social servicers	11	16,800.00
26	District psychosocial programme	Ministry of social servicers	11	50,800.00
27	Displaying awareness Banner	Ministry of social servicers	11	24,000.00
28	Councelling programme for youths in the divisional level	Ministry of social servicers	11	105,050.00
29	National counseling's day programme	Ministry of social servicers	1	132,000.00
30	Postal cost for district psychosocial programme	Ministry of social servicers	1	3,600.00
31	Monthly educational assistance for Kepakaru deguru vulnerable children	Dept of probation and child care services	15	570,000.00
32	Medical finance assistance for children	Dept of probation and child care services	15	240,000.00
33	providing educational objects for children	Dept of probation and child care services	1	25,000.00

34	Consulting workshop from children	Dept of probation and child care services	1	46,000.00
35	District children council Discussion	Dept of probation and child care services	1	5,000.00
36	National children council selection and leadership training	Dept of probation and child care services	1	26,000.00
37	Divisional child development committee Discussions	Dept of probation and child care services	52	42,000.00
38	Work shop on village level child for development committee members	Dept of probation and child care services	1	20,000.00
39	Progress committee Discussions related to child rights	Dept of probation and child care services	12	18,000.00
40	Programme for strengthening the model village	Dept of probation and child care services	15	45,000.00
41	District children council programme	Dept of probation and child care services	1	30,000.00
42	Personality development work shop for divisional children council	Dept of probation and child care services	2	29,000.00
43	Workshops for the children in the child home	Dept of probation and child care services	14	105,000.00

### **5.2.3 Social Security Programme Activities**

This Board was established in the year 1996 number 17 special rule of parliament. The main scope of this board to provide the elders security of non government sector employees from 60 years old.

Although this board was started 1996 from 2006 this board was extended in Jaffna district.

Although this board introduced a new project called “Arasava” (Project for below 18 years old) on 01.10.2014 from 2015 this project was extended in Jaffna.

The following benefits are provided by the Board to the beneficiaries.

01. Monthly pension to the beneficiaries from 60 years old.
02. Disability payment
03. Death gratuity
04. Widow pension
05. Education benefit  
(Grade-5 Scholarship benefit, O/L Exam benefit, University entrance benefit)

#### **Performance Report - 2016**

No	Particulars	Up To 01.01.2016	2016
01	No of new enrolments	38263	9011
02	Members receiving pension	3086	262
03	Death gratuity	77	07
04	Disability benefit	35	02

Now a day's number of pensioners are continuously increasing due to that we are establishing pensioner's societies for them.

## 5.2.4 Social Service Activities

### Work done under the Ministry of Social Empowerment and Welfare Training Programme and Discussion for disable people in Community Level

No	Training and Discussion	Participant	No of Participant	Venue	Date
1	Disable Exercise Programme	Additional Government Agent, Members of Empowering District and Divisional Self Help Group, Sports Officers, Development Officers (Social Service)	50	Old Park, Jaffna	29.02.2016
2	Advancing Rights and Access of Disables	Additional Government Agent, Assistant Divisional Secretary, Social Service Officers	30	District Secretariat, Jaffna	11.03.2016
3	Workshop for Development Officers of Northern Province	Additional Government Agent (Land), Director, Department of Social Services, Assistant Director, Chief Accountant, Development Officers (Northern Province)	45	District Secretariat, Jaffna	18.03.2016
4	Community Based Rehabilitation Programme	Additional Government Agent, Members of Empowering District and Divisional Self Help Group, Development Officers (Social Service)	65	District Secretariat, Jaffna	01.08.2016
5	Disable Exercise Programme	Additional Government Agent, Members of Empowering District and Divisional Self Help Group, Sports Officers, Development Officers (Social Service)	100	Old Park, Jaffna	20.09.2016

Details of the payment for the Disables		
No	Divisional Secretariats	No of Beneficiaries
1	Delft	74
2	Velanai	87
3	Kayts	86
4	Karainagar	77
5	Jaffna	99
6	Nallur	185
7	Sandilipay	113
8	Chankanai	159
9	Uduvil	93
10	Tellipalai	123
11	Kopay	186
12	Chavakachcheri	300
13	Karaveddy	127
14	Point Pedro	94
15	Maruthankerny	133
	<b>Total</b>	<b>1936</b>

<b>Monthly Allowance of Rs.2000 For Senior citizen over 70 years</b>													
<b>District Secretariat, Jaffna</b>													
<b>No</b>	<b>Divisional Secretariats</b>	<b>Beneficiaries</b>											
		<b>Jan</b>	<b>Feb</b>	<b>Mar</b>	<b>Apr</b>	<b>May</b>	<b>June</b>	<b>July</b>	<b>Aug</b>	<b>Sep</b>	<b>Oct</b>	<b>Nov</b>	<b>Dec</b>
1	Delft	153	153	153	153	153	153	153	153	153	153	153	153
2	Velanai	686	686	687	687	687	687	686	686	686	687	687	687
3	Kayts	435	435	433	433	433	433	433	433	432	431	431	431
4	Karainagar	423	422	423	423	423	423	422	422	420	421	421	421
5	Jaffna	1022	1022	1021	1022	1022	1022	1019	1019	1019	1020	1020	1018
6	Nallur	1754	1754	1755	1755	1755	1754	1755	1754	1756	1756	1755	1757
7	Sandilipay	1705	1705	1705	1704	1705	1705	1706	1706	1704	1704	1704	1704
8	Chankanai	1690	1689	1689	1688	1688	1688	1689	1689	1688	1688	1688	1688
9	Uduvil	1298	1301	1301	1298	1298	1298	1299	1299	1299	1299	1299	1299
10	Tellipalai	1312	1311	1313	1318	1319	1320	1322	1323	1324	1325	1326	1327
11	Kopay	2182	2182	2179	2178	2178	2179	2179	2181	2182	2182	2182	2180
12	Chavakachcheri	2468	2468	2467	2467	2466	2466	2464	2465	2466	2465	2465	2467
13	Karaveddy	1450	1450	1453	1452	1452	1452	1453	1451	1452	1452	1453	1453
14	Point Pedro	1270	1270	1268	1268	1268	1267	1267	1266	1266	1265	1266	1265
15	Maruthankerny	431	431	432	433	432	432	432	432	432	431	429	429
<b>TOTAL</b>		<b>18279</b>	<b>18279</b>	<b>18279</b>	<b>18279</b>	<b>18279</b>	<b>18279</b>	<b>18279</b>	<b>18279</b>	<b>18279</b>	<b>18279</b>	<b>18279</b>	<b>18279</b>



## 5.2.5 District Sports Activities

### District Secretariat, Jaffna Sports Branch

District Sports Officer: 01

Coaches: 06

Sports Officers: 15 + 2 (District & Divisional Secretariats)

### Registered Club Details

S.No	Name of Division	Number of Resisted Club
01	Delft	07
02	Velanai	14
03	Kayts	07
04	Karainagar	13
05	Jaffna	29
06	Nallur	12
07	Sandilipay	15
08	Chankanai	17
09	Uduvil	24
10	Tellipalai	17
11	Kopay	42
12	Chavakachcheri	13
13	Karaveddy	31
14	Point Petro	44
15	Maruthankerny	21

### Jaffna District National Level Sports Achchevments-2016

#### National Sports Festival Results

S No	Name of Players	Name of Games & Events	Wining Place
01	J.Anitha	Pole Vault	Gold Medal (New Sri Lanka Record)
02	K.Ganatheepan	Pole Vault	Bronze Medal
03	V.Arshika	Weight Lifting	Silver Medal
04	R.Ramesh	Boxing	Bronze Medal
05	E.Anne Benaseer	Basketball	Silver Medal
06	K.Kamalini mils	Basketball	Silver Medal
07	P.Raja Shopana	Basketball	Silver Medal
08	J.Jovita Dishani	Basketball	Silver Medal
09	W.Glayefsifa	Basketball	Silver Medal
10	E.Kunatheepa	Basketball	Silver Medal

11	T.Kepsiba Serin Seromi	Basketball	Silver Medal
12	J.Kelan Venitta	Basketball	Silver Medal
13	B.Banu	Basketball	Silver Medal
14	A.Tharsika	Basketball	Silver Medal
15	R.Sanuja	Basketball	Silver Medal
16	V.Soba	Basketball	Silver Medal
17	L.Thushalini	Carrom	Bronze Medal
18	E.Dishanthini	Carrom	Bronze Medal
19	S.Vojana	Carrom	Bronze Medal
20	K.Keshajiji	Carrom	Bronze Medal
21	R.Pavatharani	Carrom	Bronze Medal



**J.Anitha - Pole Vault - Gold Medal  
(New Sri Lanka Record)**



**V.Arshika - Weight Lifting - Silver Medal**



**Basket Ball Team – Winners**



**Carom Team – Winners**

## Jaffna District Provincial Level Sports Achievements-2016

### Provincial Sports Festival Results

S.No	Name of Games & Events	Wining Place
01	Athletic (Men)	Champion
02	Athletic (Women)	Runner-up
03	Badminton (Men)	Champion
04	Badminton (Women)	Champion
05	Basketball (Men)	Champion
06	Basketball (Women)	Champion
07	Beach Kabaddi (Men)	Champion
08	Beach Kabaddi (Women)	Champion
09	Beach Volleyball (Men)	Runner-up
10	Beach Volleyball (Women)	Runner-up
11	Cycle (Men)	Champion
12	Cricket (Women)	Champion
13	Elle (Men)	Champion
14	Elle (Women)	Runner-up
15	Football (Men)	Runner-up
16	Football (Women)	Champion
17	Hockey (Men)	Champion
18	Hockey (Women)	Champion
19	Kabaddi (Men)	Runner-up
20	Kabaddi (Women)	Champion
21	Karate (Men)	Runner-up
22	Karate (Women)	Runner-up
23	Netball (Women)	Champion
24	Table Tennis (Men)	Champion
25	Table Tennis (Women)	Champion
26	Taekwondo (Men)	Champion
27	Taekwondo (Women)	Runner-up
28	Volleyball (Men)	Champion
29	Volleyball (Women)	Champion
30	Weight Lifting (Men)	Champion
31	Weight Lifting (Women)	Champion
32	Wresting (Men)	Champion
33	Chess (Men)	Champion
34	Chess (Women)	Champion
35	Carrom (Men)	Champion
36	Carrom (Women)	Champion
37	Tug of War (Men)	Runner-up
38	Tug of War (Women)	Runner-up

## 5.3 Progress of Development Activities

### 5.3.1 District Planning Activities

Rural Infrastructure Development Programme - 2016						
Source of Fund: Ministry of National Policies and Economic Affairs.						
S.No.	DS Division	No. of Projects			Total Allocation (Rs. in Mn.)	Total Expenditure (Rs. in Mn.)
		Total	Completed	Not Started		
1	Delft	25	25	-	6.00	5.82
2	Velanai	32	32	-	30.00	30.00
3	Kayts	22	22	-	15.13	15.13
4	Karainagar	9	9	-	9.00	9.00
5	Jaffna	-	-	-	-	-
6	Nallur	52	52	-	24.19	24.01
7	Sandilipay	35	35	-	28.00	28.00
8	Chankanai	30	30	-	25.00	25.00
9	Uduvil	46	46	-	31.26	31.26
10	Tellipalai	51	51	-	48.31	48.31
11	Kopay	60	60	-	31.89	31.89
12	Chavakachcheri	74	74	-	62.43	62.42
13	Karaveddy	92	92	-	36.16	36.15
14	Point Pedro	68	68	-	36.17	36.17
15	Maruthankerny	39	39	-	18.00	18.00
	<b>Total</b>	<b>635</b>	<b>635</b>	<b>-</b>	<b>401.54</b>	<b>401.16</b>

### Rural Infrastructure Development Programme (RIDP) - 2016



Construction of KuppilanVeethy – Chankanai



Renovation of Old Common Hall - Kayts



Renovation of Agriculture Well – Karaveddy



Construction of Wall, Iruthayanathar Pre School - Delft

### High Impact Project (Special Project for Northern Province) - 2016

Source of Fund: Ministry of Prison Reforms, Rehabilitation, Resettlement and Hindu Religious Affairs

S.N	Project	Allocation (Rs. in Mn)	Cumulative Expenditure (Rs. in Mn)	Remarks
1	Construction of bridge causeway across sea between Kayts and Karainagar	14.00	13.26	Rs. 104.57Mn Bills in hand
2	Construction of new passenger boat	89.75	43.22	
3	Construction of Jetty in Delft	42.74	20.00	
4	Renovation of road from Velanai to Kayts	-	-	
5	Reconstruction of jetty of at Eluvaitivu (Kayts)	65.69	54.98	
	Reconstruction of Access Road (0.00-1.77 km) of Eluvaitivu (Kayts)			
	Reconstruction of Access Road (1.77-3.30 km) of Eluvaitivu (Kayts)			
	Reconstruction of causeway of Eluvaitivu (Kayts)			
6	Seaweed farming in the coastal area of Northern Province	5.52	5.39	
7	Livelihood and income generating for Northern Province		-	
i	Revitalizing the milk value addition and strengthening the liquid milk marketing network	24.20	24.03	
ii	Strengthening the capacity of Vathiri leather industry	4.53	4.53	
iii	Strengthening the Kamarchchi Ambal light engineering industry	6.97	6.39	
8	Establishment of a proper clinical waste management system for 5 Districts in Northern Province	55.60	55.59	



9	Establishment of a proper disposal system for human excreta in Jaffna District (Valikamam, Thenmaradchy and Vadamaradchy Areas)	90.48	66.12	
10	Systematize the collection and segregation of solid waste of Jaffna District Municipal Area	26.00	25.98	
<b>Total</b>		<b>425.48</b>	<b>319.49</b>	

### High Impact Project (Special Project for Northern Province) - 2016



*Reconstruction of Velanai-Kayts Road*



*Reconstruction of Causeway at Eluvaitivu*



*Construction of Passenger Boat - Kayts*



*Construction of Jetty - Delft*



*Establishment of a proper clinical waste management system - Jaffna*



*Establishment of a proper clinical waste management system - Jaffna*



<b>Decentralized Capital Budget Programme - 2016</b>						
Source of Fund: Ministry of National Policies and Economic Affairs						
S.N	D. S Division	No. of Projects			Allocation (Rs. in Mn)	Cumulative Expenditure (Rs. in Mn)
		Total	Completed	Not commenced		
1	Delft	19	19		1.01	0.99
2	Velanai	46	46		3.09	3.00
3	Kayts	26	26		1.23	1.21
4	Karainagar	22	22		6.49	6.25
5	Jaffna	55	55		5.59	5.50
6	Nallur	63	63		7.00	6.88
7	Sandilipay	91	91		8.44	8.33
8	Chankanai	113	113		11.42	11.19
9	Uduvil	74	74		10.53	10.35
10	Tellipalai	79	79		12.66	12.46
11	Kopay	96	96		8.77	8.60
12	Chavakachcheri	91	91		10.27	10.15
13	Karaveddy	79	79		9.76	9.63
14	Point Pedro	70	70		6.90	6.71
15	Maruthankerny	32	32		5.76	5.65
Administrative Charge						1.62
<b>Total</b>		<b>956</b>	<b>956</b>	<b>0</b>	<b>108.92</b>	<b>108.52</b>

### Decentralized Capital Budget Programme (DCB) - 2016



Supply of sports equipment for Sports Clubs  
(Delft)



Supply of furniture for Pungudutivu Fisheries Co-op  
Society (Velanai)



**Infrastructure Development of Building for St .  
Theresa Community Center (Kayts)**



**Renovation of Well at Neithal  
(Karainagar)**



**Renovation of Building for St.JohnBoscoVidyalayam  
(Jaffna)**



**Renovation of Building Kondavil North West Rural  
Development Society (Nallur)**



**Renovation of Building for SekkilarManram  
(Sandilipay)**



**Supply of musical instruments for Kanthijee Community  
Centre Kalvilan (Chankanai)**

<b>Enterprise Based Village Development Programme - 2016</b>						
Source of Fund: Office for National Unity and Reconciliation						
S. No	DS Division	No. of Projects			Allocation (Mn)	Total Expenditure (Mn)
		Total	Completed	Not Started		
1	Delft	1	1		13.000	12.989
2	Velanai	4	4		1.130	1.125
3	Kayts	1	1		2.815	2.744
4	Karainagar					
5	Jaffna					
6	Nallur					
7	Sandilipay	22	22		2.000	1.998
8	Chankanai	16	16		3.200	3.139
9	Uduvil	1	1		0.200	0.197
10	Tellipalai					
11	Kopay	18	18		2.750	2.749
12	Chavakachcheri					
13	Karaveddy	2	2		1.280	1.280
14	Point Pedro	1	1		2.500	2.500
15	Maruthankerny	2	2		0.450	0.450
<b>Total</b>		<b>68</b>	<b>68</b>		<b>29.325</b>	<b>29.171</b>

### Enterprise Based Village Development Programme - 2016





### Multi Sector Action Plan for Nutrition 2016 - Jaffna District

**Source of Fund : Presidential Secretariat**

**Total Allocation : 993,811.00**

**Expenditure : 990,601.00**

S.No	Activities	Physical progress			Financial progress
		No of Programme s Planned	No of Programmes Conducted		Expenditur e as at 31.12.2016
1	District Steering Committee on Nutrition, Bi-Monthly Progress Review Meeting (Once for 2 months)	6	6		25,000.00
2	Divisional Steering Committee on Nutrition, Bi- Monthly Progress Review Meeting (Once for 2 months)	90	90		371,790.00
			No of Programme	No of Participants	
3	Establishment of Village Level Committees	418	418	2090	
4	Awareness for Village Level Committees on Nutrition	418	30	2115	
5	Awareness for Preschool Teachers on "Nutrition & Community Empowerment"	3	3	441	60,000.00
6	Awareness of Parents of Pre School Children through the Pre School teachers	450	66	1551	
7	Awareness of "Officials relevant to Nutrition Subject on "Nutrition and Community Empowerment	3	3	237	60,000.00
8	Conduct "Community Empowerment Programmes" through the relevant to Nutrition Divisional Officers	225	89	3861	
9	Awareness for Primary School Principals, sectional Heads assigned to 'Health and Physical Education" to cover Nutrition subject at school level	3	3	390	127,650.00
10	District and Divisional Officers Training (Jaffna & Kilinochchi)	1	1	115	46,161.00
11	Identify Nutritionally - at Risk Households by Grama Niladhari Divisional Level	418	No of Households covered	No of affected Nutritionally	300,000.00
			30110	33465	
Total					990,601.00



Awareness Nutrition Empowerment Programme

**School Development Programme -2016****Establishing school computer labs & purchasing computer chairs & computer tables for Schools**

Source of Fund : Ministry of Telecommunication &amp; Digital Infrastructure

No	Division	Projects	Total Allocation	Total Expenditure	Physical Progress
1	Chavakachcheri	2	0.371	0.371	Work Finished
2	Tellipalai	2	0.371	0.371	Work Finished
3	Kayts	2	0.362	0.36	Work Finished
<b>Total</b>		<b>6</b>	<b>1.104</b>	<b>1.102</b>	

**Assistance to Pre School in Karainagar D.S. Division & Road Lamp Fixing****Source of Fund: Ministry of Prison Reforms, Rehabilitation, Resettlement and Hindu Religious Affairs**

S.No	DS Division	Number of Projects			Allocation (million)	Expenditure (million)
		Total	Finished	Not Started		
<b>1</b>	Karainagar	2	2		16	16

<b>Tourism Development of Jaffna District - 2016</b>						
<b>Source of Fund: Ministry of Tourism Development &amp; Christian Religious Affairs</b>						
S.No.	Divisional Secretariat	No. of Projects	No. of work Completed	Allocation Rs.(Mn.)	Expenditure Rs.(Mn.)	Bill in hand (Rs. Mn)
01.	Jaffna	01	1	30	1.80	28.20
02.	Velanai	01	1	46	19.17	26.83
<b>Total</b>		2	2	76	20.97	55.03

<b>National Programme for "Drug Free Nation" - 2016</b>			
<b>Source of Fund: Presidential Secretariat</b>			
Activities	Allocation (Rs)	Physical Progress	No of beneficiaries
District level drug Eradication awareness Programme	898,262.00	100%	4000
Divisional level drug Eradication awareness Programme	1,125,172.00	100%	6500
Awareness programme for new University Students	149,350.00	100%	1000



H.E The President attended as the Chief Guest of the Eight Phase of District Programme on "Drug Free Nation" National Drug Prevention Programme, held at the Open Air Theatre in Jaffna, on 9<sup>th</sup> Sep 2016





Awareness of Drug Eradication for Newly University Students Programme

**Development Programme of Rehabilitation Authority - 2016**

D.S. Division	No. of Projects			Total Allocation (Rs. Mn.)	Total Expenditure (Rs. Mn.)
	Total	Completed	Not Started		
Chavakachcheri	2	2	-	5.00	5.00

**Progress report of Rehabilitation Authority - 2016**

S.N	Project/Programme	Progress report	
		Nos	Amount
1	Compensation for severely affected Persons	465	37,637,500.00
2	Self Employment Loan	132	24,600,000.00
3	Compensation for religious places	95	1,769,500.00
4	Compensation for damaged houses	262	15,665,319.00

**Development Programme of Rehabilitation Authority - 2016**

Reconstruction of IyanarVeethy at Navatkuli - Chavakachcheri



Construction of Common Hall at Navatkuli - Chavakachcheri

Palmyrah Development Board - Development Project - 2016				
Source of Fund: Ministry of Prison Reforms, Rehabilitation, Resettlement and Hindu Religious Affairs			145-2-3-30-2502	
S.No.	Project	Allocation (Rs in Mn)	Expenditure (Rs. in Mn)	Remark
1	Modernization of Palmyrah based production Industries	17.50	9.80	69.8Mn Bills in Hand
2	Development of Palmyrah based food Industries	12.10	1.35	
3	Supporting livelihood based on Palmyrah yams	5.00	3.00	
4	Development of traditional industries	14.00	11.86	
5	Enhancement of Palmyrah fiber production through technical improvement	5.00	0.00	
6	Enhancement of Marketing Palmyrah Products	30.90	3.00	
7	Strengthening tapper producer	4.00	2.77	
8	Promotion of Timber based industries	0.50	0.00	
9	Modernization of toddy taverns	18.00	0.00	
10	Palmyrah product based research	2.40	2.39	
11	Administrative expenditure	0.60	0.33	
12	Renovation of Tickkam Sestilleries	2.50	0.00	
Total		112.50	34.50	
Palmyrah Research Institution - Development Project - 2016				
Ministry of Resettlement and Hindu Religious Affairs			145-2-3-31-2502	
S.No.	Project	Allocation	Expenditure	Remark

		(Rs Mn)	(Rs. Mn)	
<b>1</b>	Renovation of palmyrah Research Institute	50.00	45.834	<b>2.24 Mn Bills in Hand</b>
		<b>50.00</b>	<b>45.834</b>	

### World Food Programme - 2016

Programmes	No. of Beneficiaries	Issued Food (Kg)				Fund allocated	Fund Expenses
		Rice	Dhal	Veg. Oil	Tin Fish		
Providing meal for school students	74,860	839,135	282,507	150,058	77,139	4,752,550.00	4,570,131.67
Ration for living people in welfare centres	3,402	102,060					
Administrative Expenses						5,186,907.64	5,146,822.24
Work for Cash	6,425					30,553,790.70	30,483,458.16





### 5.3.2 Rural Development Activities

#### Registration of Societies

- Total No. of societies in Jaffna district : **792**
  - Rural Development Societies : 375
  - Women Rural Development Societies : 417
- Registered Societies in 2016
  - Rural Development Societies : 18
  - Women Rural Development Societies : 09

#### NVQ Level IV Certificate course (Rs. 0.48Mn)

NVQ level IV certificate course was started in Jan 2016. The course has 6 months course work and 6 months on job training. 20 Trainees have trained in one batch and two batches have released per annum.



#### Women Development Centers (Rs.6.72Mn)

- 580 most vulnerable women were trained for Diploma in Home Science & Beauty culture through Women Development Centers (WDC) in 14 DS divisions and after the general examination, grading certificate were given. Exhibition was conducted for every WDC after the completion of Diploma courses and the winners were honored. After that District level exhibition was conducted for the winners of all WDCs in the district level and certificates, prizes were awarded.



- Exhibits which were produced by our trainees were exhibited in Provincial level exhibition and Goods and products which were produced by Rural & Women Rural development societies were also exhibited and marketed in this exhibition.

### **Provincial Specific Development Grant (Rs. 15.50Mn)**

- Society infrastructure facilities, renovations and projects for income generation were implemented (Rs. 10.5Mn)



- The project of Livelihood support for Ex-combatants (Rs. 5.0Mn)



### **Criteria Based Grant (Rs.4.35Mn)**

- The projects for revolving loan, furniture, power supply, educational activities and uplifting of livelihood of the societies.



**Other activities**

- Pre-schools and evening classes were conducted by Rural & Women Rural development societies to improve children's education.
- Health and First aid workshops were conducted to the trainees of women development centers and members of Societies.
- 'Shiramadhan' was conducted in temples, common buildings, Pre-Schools, roads and canals by members of Rural & Women Rural development societies
- Traditional sports meets, Women day and other religious festivals were celebrated through WRDSs to keep religion, tradition and culture.
- Livelihood activities initiate through revolving loan activities among the society members in 280 Societies.
- Contract works have done by the societies less than 2.0 Mn of contract work.

**General cost 2016**

	WORK DESCRIPTION	Amount (Rs.)
1	News Paper	4,800.00
2	Postage	10,441.00
3	Telephone	54,107.71
4	Electricity	23,527.02
	<b>Total</b>	<b>92,875.73</b>

**Personnel Details - 2016**

No.	Office	RDO	DO	Demo	Total	Note
1	Delft	*	-	1	1	* Acting RDO
2	Velanai	1	-	1	2	
3	Kayts	1	1	1	3	
4	Karainagar	1	1	1	3	
5	Jaffna	1	1	1	3	
6	Nallur	1	1	1	3	
7	Sandilipay	1	1	1	3	
8	Chankanai	1	1	1	3	
9	Uduvil	1	1	1	3	
10	Tellipalai	1	2	1	4	
11	Kopay	1	1	1	3	



<b>12</b>	Chavakachcheri	1	1	1	3		RDO- Rural Development Officer
<b>13</b>	Karaveddy	1	2	1	4		
<b>14</b>	Point Pedro	1	2	1	4		DO-Development Officer
<b>15</b>	Maruthankerny	1	2	1	4		
	District Rural Development Office;	01 *	4	--	5	*District Officer	Demo - Demonstrator
		<b>15</b>	<b>21</b>	<b>15</b>	<b>51</b>		

### Details of registered RDS & WRDS - 2016

No	DS Division	No of GN Division	Number of Villages	Registered No. of Societies		
				RDS	WRDS	Total
<b>1</b>	Delft	6	15	6	6	12
<b>2</b>	Velanai	30	73	24	20	44
<b>3</b>	Kayts	15	54	14	13	27
<b>4</b>	Karainagar	9	87	17	10	27
<b>5</b>	Jaffna	28	52	13	37	50
<b>6</b>	Nallur	40	58	25	33	58
<b>7</b>	Sandilipay	28	74	22	26	48
<b>8</b>	Chankanai	25	75	27	21	48
<b>9</b>	Uduvil	30	147	21	22	43
<b>10</b>	Tellipalai	45	160	45	27	72
<b>11</b>	Kopay	31	111	35	34	69
<b>12</b>	Chavakachcheri	60	142	55	69	124
<b>13</b>	Karaveddy	36	175	24	31	55
<b>14</b>	Point Pedro	35	130	21	43	64
<b>15</b>	Maruthankerny	18	44	26	25	51
Total		<b>436</b>	<b>1397</b>	<b>375</b>	<b>417</b>	<b>792</b>

### 5.3.3 Department of Industries Activities -2016

The following Activities were carried out by the Department of Industries, Jaffna.

➤ Hand loom Production & Training

- Handloom Production was carried out by 52 weavers in Ten Handloom Centers. Total production of Rs.1,435,549.50 and Sales of Rs.1,131,669.95.



- 42 Trainees have completed their 6 months training in 8 Handloom Centres. Amount of Rs 200.00 was given per day for trainees as incentive money.

➤ Traditional Small Industry Trainings (Coir and pottery Training)

- 11 trainees have completed 6 months Pottery training in Chankanai Divisional Secretariat. Amount of Rs 200.00 was given per day for trainees as incentive money.
- 36 trainees have completed 3 months coir training in Velanai, Kayts and Chavakachcheri Divisional Secretariats. Amount of Rs.200.00 was given per day for trainees as incentive money.

➤ Skill Development Training

- 64 trainees have completed wiring training in Uduvil, Velanai, and Maruthankerny Divisional Secretariats.



➤ Technology Transfer Training

The following Technology Transfer Programmes were conducted by the Department of Industries in 2016.

No	Technology Transfer Training	No of provided Trainings
01	Batik Training	06
02	Sawing Machine Repairing Training	15
03	Coconut Shells Product Training	02
04	Palmyrah Leaf Handicraft Training	04
05	Jewellery making Training	01
06	Saree blouse cutting Training	13
07	Greeting Card Design Training	03
08	Candle Making Training	05
09	Leather Based Production	01
10	Winnowing pan Product Training	04
Total		54 Training 932 Beneficiaries



- Workshop was conducted for Handicraftsmen with the collaboration of National Craft Council's experts.
- ❖ Education Department's furniture were repaired by carpentry school, Jaffna. Total value of Rs.635,464.50.
- ❖ Other activities
  - Equipments were provided to 228 beneficiaries through CBG members reserved fund for developing their industries.





- Equipments were provided to 16 beneficiaries from PSDG fund with the 50% of own fund contribution for developing their industries.



#### ❖ Exposure Visits

- Exposure visit was carried for entrepreneurs related to the Pottery and Coconut Shell based, craft works Palmyrah for promoting their skill in Sabragamuwa Province.



- Exposure visit was carried for handloom weavers for promoting their skill in Eastern Province.



- Exposure visit was carried for viewing the industrial village and activities of Government sector in Central Province.



## ❖ Exhibition

- 24 first places, 21 second places, 25 third places and 84 consolation prizes were got the Provincial level Industrial Exhibition Competition for handicraft sector (Jaffna district) and also 2 first places, 2 second places, 2 third places and 14 consolation prizes also got for Handloom sector.



- 1 first place, 3 second places, 4 third places and 13 consolation prizes were got for the participation of Shilpa National Exhibition in 2016 which was held in Bandaranayka Memorial hall, Colombo.



- ❖ Ariyakulam Sales Centre was opened for the purpose of providing the marketing opportunities for the products of handicrafts by the Department of Industries.



- ❖ Mankumban Sales Centre was constructed for the purpose of providing the marketing opportunities for the products of handicrafts by the Department of Industries.





- ❖ Renovation of the Kachchai Coir Centre for developing coir production and providing training.



**Summary of the Implemented projects for the year 2016.**

S. No	Source of Fund	Number of Programme	Allocation of fund in Mn	Expenditure up to 31.12.2016 in Mn
1	PSDG Work project	3	5.55	3.854
2	Recurrent Fund	5	5.792	5.570
3	CBG Work project	2	6.17	6.17
<b>Total</b>		<b>10</b>	<b>17.512</b>	<b>15.594</b>

### 5.3.4 Divineguma Activities

#### 1. Divineguma Assistance Payment:

Poor families have been selected and classified as per the number of family members in Jaffna District and Divineguma Assistance payment is being paid. This project has been implemented from 2005. Since 2005 – 2012 March Divineguma Assistance payment had been paid through stamp goods & cash, but from 2012 April under the new scheme Divineguma Assistance payment is being paid through Community Based Bank as cash payment.

#### Details of Divineguma Assistant Payment

No	Category of Payment	Nos
01	3500.00	31161
02	2500.00	9164
03	1500.00	13284
	<b>Total</b>	<b>53609</b>

No	Details	Expenditure (Mn)
01	Divineguma Assistant Payment ( January - December)	1,580.57
02	Payment of Compulsory Savings ( January - December)	52.86

#### 2. Payment of Social Security Fund:

This is an additional payment to the Divineguma beneficiary family. This Programme is implemented in Jaffna District since 2006. 2016 payment detail as follows.

No	Detail	Rate	Nos	Expenditure
01	Birth	7,500.00	615	4.13
02	Illness(Between5-60 Days)	250.00	2,345	6.23
03	Marriage	7,500.00	1,843	12.74
04	Death	15,000.00	1,275	16.89
05	Sipthora Scholarship	1,000.00	400	9.50
<b>Total</b>			<b>6,478</b>	<b>49.49</b>

#### 3. Payment of Housing Lottery:

This is also an additional payment to the Divineguma beneficiary family. This Programme is implemented in Jaffna District since 2005. In 2016, Assistance payment had been provided to 69 families.

No	Rate	Nos	Expenditure(Mn)
01	200,000.00	69	13.8



#### 4. Divineguma Livelihood Revolving Fund Projects:

Revolving fund projects are implemented by the use of revolving funds. 50% of the funds have been recovered from the projects which was implemented from 2007 to 2015 and deposited on the revolving fund account. This fund projects have been implementing since 2008. Now maximum amount up to Rs.100,000.00 is provided in this project. On this basis 2016 revolving fund projects also implemented.

The details are as follows.

No	Project	No. of Projects	Amount(mn)
1	Livelihood - Agriculture	163	7.3
2	Livelihood – Animal Husbandry	457	23.24
3	Livelihood - Fisheries	243	11.99
4	Livelihood - Industries	148	7.24
5	Livelihood - Marketing	626	16.6
<b>Total</b>		<b>1637</b>	<b>66.37</b>

#### 5. Divineguma Livelihood Projects

Rs.10.38Mn has been allocated by Department of Divineguma Development for the implementation of Livelihood Projects in 2016. Livelihood Assistance is given for the 517 families from this allocation. Another 101 persons were trained in various field which were approved as training programme under livelihood work project.

No	Project	No. of Projects	Amount(mn)
1	Livelihood - Agriculture	117	1.86
2	Livelihood – Animal Husbandry	116	2.02
3	Livelihood - Fisheries	68	1.06
4	Livelihood - Industries	115	2.04
5	Training Programme	101	3.39
<b>Total</b>		<b>517</b>	<b>10.37</b>



Providing the Agricultural equipments Karaveddy



Heavy Vehicle Training - Uduvil

## 6. Growing leafy Vegetables, Greens, Local yam and Tree Planting Projects.

Under this programme two projects are being implemented. One is cultivation of fresh Leafy vegetables / yams, greens in their home garden to manage daily requirements of the low income families. Other one is tree planting project for the safeguard of the environment. This programme is being implemented in each and every Gramer Nilaidhari's Division for which 0.84 million has been allocated.



Home Garden – Delft



Tree Planting - Sandilipay

## 7. Special Project

Department of Divineguma Development was allocated 2.59Mn to implement the special projects. Assistance was provided to 89 families by using this fund.

No	Project	Nos	Expenditure (Mn)
01	Potato Cultivation	70	2.1
02	Big Onion Cultivation	12	0.144
03	Chile Cultivation	7	0.35
<b>Total</b>		<b>89</b>	<b>2.594</b>





Providing the potato seeds – Kopay



Big Onion Cultivation- Sandilipay

## 8. Marketing Development Projects

Department of Divineguma Development was allocated Rs.4.48Mn to implement the Divineguma marketing projects. 52 projects were implemented in 2016.

No	Project	No. of Projects	Amount(mn)
1	Mobile Cart (Middle stage)	7	1.01
2	Mobile Cart (Small Stage)	7	0.35
3	Stores	15	1.5
4	Empowerment of trade societies	8	0.39
5	Training Programme	15	0.66
Total		52	3.91



Mobile Cart – Velanai



Store –Point Pedro



## 9. Model Village Project

Under this programme Mavai kaladdy village is selected in Tellipalai Divisional Secretariat Division and the projects were implemented with the allocation of 5.0Mn from marketing Division and another 2.0Mn from Livelihood Division.

No	Project	Amount (Mn)
01	Livelihood Projects	2.00
02	Construction of model market	5.08
<b>Total</b>		<b>7.08</b>



Providing the Livelihood Assistance



Foundation Stone Laying ceremony for model market

## 10. Thiriyapiyasa Housing Projects.

In 2016 Department of Divineguama Development was allocated Rs.4.5Mn to implement the Housing projects. From this fund assistance were provided to 49 families. Rs.75,000.00 was allocated for each houses for houses repairs and Rs.150,000.00was allocated to the new house.



Before the Construction – Chavakachcheri



After the construction - Chavakachcheri

## 11.Social Development Projects.

Department of Divineguma Development was allocated Rs.2.67Mn to implement the Social development projects in 2016..

No	Project	Amount(Rs.)
1	Anti-smoking awareness Programme	0.38
2	Counseling & Job Guidance	0.299
3	Memorial Days	0.27
4	Children's Competition	0.27
5	Model Village programme	1.36
6	Green Park Programme	0.055
7	Progress Review Meeting	0.034
<b>Total</b>		<b>2.668</b>





**Children's Competition Awarding Ceremony**



**Green Park Project**

### 5.3.5 Department of Agriculture Activities

S. No	Project	Progress
1.	<b>Project of Pineapple cultivation</b> <p>This project was implemented under the financial support of the office for national unity and reconciliation. Pineapple cultivation was introduced through 94 interested farmers in Chavakacheri, Tellipalai, Karaveddy, Kopay and Nallur areas. Total allocation was Rs.2.415 million.</p> 	<p>* 65000 pineapple suckers, 546Kg black polythene and 4100m Rain spray were provided.</p> <p>*Total Expenditure of this project was Rs.2.415 million.</p>
2.	<b>Project of fruit plant distribution</b> <p>This project was implemented under the financial support of the office for national unity and reconciliation. Under this project 29220 fruit plants were issued to fruit growers. Total allocation was Rs.1.905 million.</p> 	<p>* Banana, Nelli, Papaya, Passion, Lime, Jambu, Mango vilard, Mango TOM E JC, Hybrid Wood apple, Dragon, Guava, Hybrid Masang, Pomegranate were issued.</p> <p>*Total Expenditure of this project was Rs.1.905million</p>



3.	<p><b>Project of Agriculture machineries and equipment distribution</b></p> <p>This project was implemented under the financial support of the office for national unity and reconciliation. Solar Pumping systems were issued with free of charge. Other equipments were issued with 50% farmer's contribution to 1342 farmers in all 15 divisional secretariats. Total allocation was Rs. 15 Million.</p>	<p>* Sprinkler, Sprayer, Power sprayer, Delivery tube, Tiller, Mammoth, Secateurs, flower bucket, Sickle and Hoe were issued.</p> <p>* Total Expenditure of this project was Rs.14.99 million .</p>
4.	<p><b>Project of Gingelly cultivation</b></p> <p>This project was implemented under the financial support of the office for National Unity and Reconciliation. Under this project 2520 Kg gingelly was issued to 713 farmers in Chankanai, Sandilipay, Kopay, Karaveddy, Tellipalai, Uduvil, Kayts, Chavakacheri, Velanai, Nallur divisional secretariats. Total allocation was Rs.1.4 million.</p>	<p>* Total expenditure of this project was Rs.0.83 million.</p> <p>* Rs. 0.57 million was sent back due to the unavailability of gingelly seeds.</p>



5.	<b>Project of toxin free seed paddy cultivation</b>  This project was implemented under the financial support of the Presidential secretariat. Under this project 2048 Kg Heenati paddy seeds were issued for traditional paddy production to 99 farmers in Tellipalai, Velanai, Maruthankerny divisional secretariats. Total allocation was Rs.0.335 million.	* Total expenditure of this project was Rs.0.155 million.  * When the allocation released most of the farmers completed cultivation. Due to that Rs. 0.179 million was sent back.
.6	<b>Paddy purchasing – Maha 2015/2016</b>  Standard quality paddy produced in maha 2015/2016 was purchased by paddy marketing board with price of Nadu Rs.38.00 and samba Rs.41.00 from 574 farmers. Total allocation of this project was Rs.37.405 million.	* 982, 851 Kg paddy was purchased by paddy marketing board.  * Total expenditure of this project was Rs. 37.405 million.



### **5.3.6 Resettlement Unit Activities (Ministry of Rehabilitation Resettlement & Hindu Religious Affairs)**

#### **Project Implemented by Resettlement Unit in 2016**

In 2016, 4119.00 Million allocation were received for the resettlement activities and maintenance of welfares centers in Jaffna District by the Ministry of Prison Reforms, Rehabilitation, Resettlement & Hindu Religious Affairs.

S_No	Vote Particulars	Allocation	Expenditure
1	145-02-03-30-2502	4,047,470,180.33	4,046,161,298.15
2	145-02-03-00-1501	72,127,079.67	71,875,976.66
<b>Total</b>		<b>4,119,597,260.00</b>	<b>4,118,037,274.81</b>

#### **Resettlement**

##### **1. Land Release**

In 2016, 1200 acres of land released for the public use and 790 families were resettled replaced public were resettled for this resettlement activity 37.083 km long bunds and 119.93 acres long bushes were cleaned using the heavy machineries. 76.42Km long routes were constructed and also 9.8Km long canals and were renovated. For this work projects an amount of Rs.22.2Mn fund allocation was received for this project.



Land release function

**Development Projects Vote Particulars – 145-02-03-30-2502**

Rs. 4046.00Mn had been spent on Infrastructure development, Housing, supply of drinking water and sanitation facilities, and livelihood assistance for the above resettled areas and earlier resettled areas under the vote particular of 145-02-03-30-2502 and detail are as follows:-

S.No	Name of the Projects	No of Projects	Allocation	Expenditure
1	Housing Scheme -3140 for IDP's &returnees from India	3140	2512,000,000.00	2512,000,000.00
2	Housing Scheme -610 for IDP's staying at Welfare Centers	610	488,000,000.00	488,000,000.00
3	Relocation at Palaly North Projects	125	118,269,242.73	118,269,242.73
4	Relocation at Keerimalai Projects	6	173,950,000.00	173,935,180.33
5	Repairing the partly damaged houses	745	145,432,818.37	145,369,891.98
6	Water Supply Project	311	101,967,181.63	101,647,213.63
7	Construction of Toilets	1200	66,000,000.00	66,000,000.00
8	Construction of Semi-Permanent Houses	10	1,630,000.00	1,630,000.00
9	Livelihood assistance	3000	300,000,000.00	299,953,247.01
10	Infrastructure Works	32	119,542,606.17	118,884,589.19
11	Construction of Post office	1	8,118,283.85	8,118,283.43
12	Infrastructure Development For Protracted Muslims' IDPs		15,870,000.00	15,801,068.45
<b>Total</b>			<b>4,050,780,132.75</b>	<b>4,049,608,716.75</b>

**2. Housing Scheme**

Houses were provided to 3140 internal displaced families and returnees from India with the cost of Rs.0.8Mn. The beneficiaries had been prioritized based on the following criteria such as, Women headed families 876, Death due to war families 528, socially integrated families 413, Injury due to war families 608, families under the poverty 715.

A part from the above 610houses was provided to the IDPs in welfare centres, who have land to construct their houses within the peninsula.

### 3. Keerimalai Housing Scheme

In 2016, Rs.173.95Mn was allocated for resettle the families who haven't lands in the own lands of the Cement Co-operation. Action was taken to build 133houses with the man power of the security forces and 100houses were built with the man power and handed over to the beneficiaries the H.E President on 31.10.2016. 33houses are being built by the security forces. Work projects such as water tanks for providing drinking water facilities, Common hall, Keerimalai housing scheme internal route were renovated with 26.80Mn allocation and completed with the released fund of 173.92Mn by the Ministry of Resettlement was spent.









### 4. Resettlement in Palaly North

For the 125families who were internally displaced and living in the houses of relatives and friends, housing facilities were provide with the expenditure of 100Mn, routes with the expenditure of 22.4Mn, and anchoring point for their livelihood also constructed with the cost of Rs.0.5Mn.

### 5. Renovation of Partly damaged houses.

In 2016, for the renovation of pertly damage houses Rs. 145.432Mn provided by the Ministry of Prison Reforms, Rehabilitation, Resettlement& Hindu Religious Affairs. 745beneficiaries had been selected in 15 Divisional Secretariats by the point's scheme method and the fund was released to the beneficiaries according to the estimate with maximum Rs. 0.2Mn for each.



Before	After
Chankanai DS Division	
	
Chavakachcheri DS Division	
	
Jaffna DS Division	
	



## 6. Sanitation Project

Under the Sanitation project of Ministry of Prison Reforms, Rehabilitation, and Resettlement & Hindu religious Affairs Rs.66.0Mn was allocated in 2016. Toilets were provided for 1200 beneficiaries from all Divisional Secretariats. It is mentioned that by considering following criteria such as, Women headed families, Death due to war families, socially integrated families, Injury due to war families, Should be vulnerable & number of members, beneficiaries were selected.



## 7. Drinking Water Supply

In 2016, under the drinking water project were implemented for all Divisional Secretariats in Jaffna District with 101.9Mn allocation by the Ministry of Prison Reforms, Rehabilitation, Resettlement & Hindu religious Affairs. 75 new wells were constructed, 232 agro wells & pond were renovated. Beach rock clearing at Keerimalai for holy water ritual of Hindu was renovated with Rs.4.0Mn allocation with the Rs. 52.9Mn expenditure pure water project from pipes were implemented by the National Water Supply & Drainage Board in the Palaly North, Mathakal South, Keerimalai and Inpasiddy areas.

Before	After
Velanai DS Division	
	





Kayts DS Division



Karaveddy DS Division



## 8. Livelihood Assistance projects

In 2016 Rs.300.0Mn had been allocated by Ministry of Prison Reforms, Rehabilitation, and Resettlement & Hindu religious Affairs as livelihood assistance for 3657 vulnerable families. From this selected families' maximum amount of Rs. 100,000.00 livelihood assistance for each Family. Beneficiaries had been chosen for this project with the criteria:-

- A. Resettled families
- B. Internal displaces families that want to be resettled
- C. Returnee refugees from India
- D. Vulnerable families under poverty

Beneficiaries' selection job wise were as follows:-

S No	Sector	No of Beneficiaries
1	Agriculture	454
2	Fisheries	374
3	Livestock	1409
4	Poultry Farming	321
5	Sawing	347
6	Carpentry	91
7	Masonry	72
8	Food Processing	94
9	Cottage Industries	16
10	Small entrepreneurship	79
11	Small Business	114
12	Other jobs	286
Total		3,657





## 9. Infrastructure Development Project

42 roads had been renovated in 2016 with the cost of Rs.111.72Mn. and also schools, common halls and MPCs community center and sluice were renovated with the cost of Rs. 7.2Mn and also post office and Post Master quarters was constructed with the cost of 8.12Mn.

### Welfare activities – Vote Particulars – 145-02-03-00-1501

To assist and encourage the resettlers received from the Ministry of Prison Reforms, Rehabilitation, and Resettlement & Hindu religious Affairs and spent as follows:-

S.No	Description	Total Allocation	Unit	Total Expenditure
1	Distribution of Pongal Items	563,000.00	563 Family	563,000.00
2	Land Filling of low lands	2,625,504.96	4335 Cube	2,625,504.96
3	Land Clearing (Keerimalai)	332,500.00	60 Acre	332,500.00
4	Cleaning newly resettled area	1,140,000.00	228.136 Acre	1,140,000.00
5	Land handing over Ceremony	76,800.00		73,360.00
6	Resettlement Assistance (13000)	11,804,000.00	908 Family	11,804,000.00
7	Resettlement Allowance (25000)	8,450,000.00	338 Family	8,450,000.00
8	Cooked Meal	18,900.00	42 Family	18,900.00
9	Land Clearing (Using Machinery)	22,189,543.51	Bund-37.083Km, Path- 76.42Km, Land- 119.93Acre, Drainage-9.8Km	21,941,915.75
10	Land Clearing by Individual	22,260,250.00	741.53 Acre	22,260,218.75
11	Resettlement Expenses (Land Release Ceremony)	115,150.00		115,150.00
12	Maintenance of Welfare Centre	2,551,431.20		2,551,427.20
<b>Total</b>		<b>72,127,079.67</b>		<b>71,875,976.66</b>

### Maintenance of IDPs welfare centres

To maintain good health in the best manner Rs. 2.55Mn allocation was received for the drinking water supply, electricity, removing wastage activities. This allocation was spent for the maintenance of welfare centers in the Nallur Sandilipay, Uduvil, Tellipalai, Kopay, Karaveddy, Point Pedro Divisional Secretariats.

## 5.4 Annual Accounts

### DETAILS OF THE PAYMENTS MADE UNDER THE LINE MINISTRIES AND OTHER DEPARTMENTS - 2016

Head	Ministry / Department	Recurrent			Capital			Total		
		Allocation	Expenditure	%	Allocation	Expenditure	%	Allocation	Expenditure	%
001	Presidential Secretary	-	-	0.00%	4,235,000.58	4,051,057.33	95.66%	4,235,000.58	4,051,057.33	95.66%
002	Prime Minister's Office	193,800.00	184,943.10	95.43%	-	-	0.00%	193,800.00	184,943.10	95.43%
101	Ministry of Buddhasasana	-	-	0.00%	1,200,000.00	794,871.54	66.24%	1,200,000.00	794,871.54	66.24%
104	Ministry of National Policies and Economic Affairs	478,318.00	453,737.36	94.86%	522,966,685.91	522,172,949.67	99.85%	523,445,003.91	522,626,687.03	99.84%
106	Ministry of Disaster Management	10,072,228.87	9,888,080.67	98.17%	146,140,721.45	146,139,193.45	100.00%	156,212,950.32	156,027,274.12	99.88%
110	Ministry of Justice	7,217,500.00	6,707,681.50	92.94%	-	-	0.00%	7,217,500.00	6,707,681.50	92.94%
111	Ministry of Health, Nutrition & Indigenous Medicine	37,500.00	37,500.00	100.00%	43,000.00	42,955.77	99.90%	80,500.00	80,455.77	99.95%
118	Ministry of Agriculture	24,001,684.73	22,754,756.04	94.80%	102,500.00	102,247.81	99.75%	24,104,184.73	22,857,003.85	94.83%
120	Ministry of Women & Child Affairs	189,069,764.00	180,335,619.48	95.38%	4,011,009.74	4,002,564.98	99.79%	193,080,773.74	184,338,184.46	95.47%
121	Ministry of Home Affairs	297,018,415.00	295,827,396.07	99.60%	22,371,570.70	22,370,883.47	100.00%	319,389,985.70	318,198,279.54	99.63%
124	Ministry of Social Empowerment & Welfare	515,097,867.10	511,863,530.06	99.37%	1,630,670.00	1,630,665.00	100.00%	516,728,537.10	513,494,195.06	99.37%
130	Ministry of Public Administration & Management	7,700,820.69	7,619,864.70	98.95%	116,325.00	100,581.70	86.47%	7,817,145.69	7,720,446.40	98.76%
145	Ministry of Prison Reforms, Rehabilitation, Resettlement & Hindu Religious Affairs	72,127,079.67	71,875,976.66	99.65%	4,731,030,994.50	4,523,943,205.49	95.62%	4,803,158,074.17	4,595,819,182.15	95.68%
151	Ministry of Fisheries & Aquatic Resources Development	-	-	0.00%	3,992,670.00	3,868,216.63	96.88%	3,992,670.00	3,868,216.63	96.88%
153	Ministry of Lands	10,847,212.89	8,995,902.26	82.93%	34,268,255.81	34,265,014.95	99.99%	45,115,468.70	43,260,917.21	95.89%
154	Ministry of Rural Economic Affairs	-	-	0.00%	1,163,470.00	1,163,302.53	99.99%	1,163,470.00	1,163,302.53	99.99%
155	Ministry of Provincial Councils & Local Government	436,550.00	433,700.60	99.35%	-	-	0.00%	436,550.00	433,700.60	99.35%
157	Ministry of National Co-existence, Dialogue & Official Languages	691,192.00	660,970.27	95.63%	52,000.00	52,000.00	100.00%	743,192.00	712,970.27	95.93%
159	Ministry of Tourism Development & Christian	-	-	0.00%	-	-	28.95%	80,555,805.00	-	28.95%

	Religious Affairs				80,555,805.00	23,318,447.82			23,318,447.82	
160	Ministry of Mahaweli Development & Environment	-	-	0.00%	139,900.00	136,288.00	97.42%	139,900.00	136,288.00	97.42%
163	Department for Registration of Persons	-	-	0.00%	28,515,052.00	28,381,218.30	99.53%	28,515,052.00	28,381,218.30	99.53%
165	Ministry of National Integrations & Reconciliation	-	-	0.00%	1,255,000.00	1,251,444.73	99.72%	1,255,000.00	1,251,444.73	99.72%
166	Ministry of City Planning & Water Supply	-	-	0.00%	92,000,000.00	92,000,000.00	100.00%	92,000,000.00	92,000,000.00	100.00%
176	Ministry of Ports & Shipping	-	-	0.00%	14,000,000.00	14,000,000.00	100.00%	14,000,000.00	14,000,000.00	100.00%
182	Ministry of Foreign Employment	21,818,454.78	20,793,949.12	95.30%	-	-	0.00%	21,818,454.78	20,793,949.12	95.30%
194	Ministry of Telecommunication & Digital Infrastructure	5,588,000.11	5,587,977.58	100.00%	4,004,262.50	4,001,439.58	99.93%	9,592,262.61	9,589,417.16	99.97%
196	Ministry of Science, Technology and Research	743,635.13	676,497.28	90.97%	2,163,794.03	2,124,243.78	98.17%	2,907,429.16	2,800,741.06	96.33%
197	Ministry of Skills Development and Vocational Training	264,600.00	232,659.93	87.93%	-	-	0.00%	264,600.00	232,659.93	87.93%
201	Department of Buddhist Affairs	82,000.00	46,496.66	56.70%	-	-	0.00%	82,000.00	46,496.66	56.70%
206	Department of Cultural Affairs	882,850.00	822,277.79	93.14%	40,000.00	40,000.00	100.00%	922,850.00	862,277.79	93.44%
210	Department of Government Information	12,000.00	12,000.00	100.00%	-	-	0.00%	12,000.00	12,000.00	100.00%
216	Department of Social Services / Ministry of Social Empowerment and Welfare	8,337,178.57	7,721,168.43	92.61%	286,000.00	286,000.00	100.00%	8,623,178.57	8,007,168.43	92.86%
217	Department of Probation and Child Care Services	9,253,090.00	9,122,611.29	98.59%	145,000.00	145,000.00	100.00%	9,398,090.00	9,267,611.29	98.61%
219	Department of Sports Development	-	-	0.00%	8,300,000.00	7,964,040.80	95.95%	8,300,000.00	7,964,040.80	95.95%
220	Department of Ayurveda	-	-	0.00%	56,000.00	56,000.00	100.00%	56,000.00	56,000.00	100.00%
227	Department for Registration of Persons/ Ministry of Internal Affairs, Wayamba Development & Cultural Affairs	12,984,165.76	12,665,972.12	97.55%	-	-	0.00%	12,984,165.76	12,665,972.12	97.55%
228	Ministry of Justice	-	-	0.00%	2,160,000.00	2,159,723.22	99.99%	2,160,000.00	2,159,723.22	99.99%
252	Department of Census and Statistics	1,242,247.95	969,239.76	78.02%	-	-	0.00%	1,242,247.95	969,239.76	78.02%
253	Department of Pensions	14,743,662.72	14,639,825.72	99.30%	150,000.00	150,000.00	100.00%	14,893,662.72	14,789,825.72	99.30%
254	Registrar-General's Department	1,811,900.00	1,655,700.00	91.38%	2,137,600.00	2,129,703.02	99.63%	3,949,500.00	3,785,403.02	95.85%



<b>284</b>	Department of Wildlife Conservation	-	-	0.00%	99,900.00	80,652.00	80.73%	99,900.00	80,652.00	80.73%
<b>307</b>	Department of Motor Traffic	2,173,745.29	2,101,895.89	96.69%	314,000.00	313,882.50	99.96%	2,487,745.29	2,415,778.39	97.11%
<b>326</b>	Department of Community Based Corrections	300,000.00	239,304.91	79.77%	-	-	0.00%	300,000.00	239,304.91	79.77%
<b>327</b>	Land Use Policy Planning Department	398,500.00	365,752.49	91.78%	1,474,868.36	1,466,472.36	99.43%	1,873,368.36	1,832,224.85	97.80%
<b>328</b>	Department of Manpower and Employment	722,762.14	709,924.18	98.22%	1,236,787.64	1,236,574.04	99.98%	1,959,549.78	1,946,498.22	99.33%
	<b>Total</b>	<b>1,216,348,725.40</b>	<b>1,196,002,911.92</b>	<b>98.33%</b>	<b>5,712,358,843.22</b>	<b>5,445,940,840.47</b>	<b>95.34%</b>	<b>6,928,707,568.62</b>	<b>6,641,943,752.39</b>	<b>95.86%</b>

## District Annual Implementation Programme - 2016

Rs, in Mn

Component	I. Line Agencies				II. Provincial Council Resources				III. Local Authority (MC/UC/PS)				IV. Statutory Bodies & Others				V. Special Projects				VI. Foreign Funded Projects				Total Project S	Total Allocation	Total Expenditure	%
	Project S	Alloc .	Exp.	% (E)	Proj ects	Alloc .	Ex p.	% (E)	Proj ects	Alloc .	Ex p.	% (E)	Proj ects	All oc.	Exp.	% (E)	Pro ject s	Alloc .	Exp.	% (E)	Proj ects	Alloc.	Ex p.	% (E)				
<b>AGRICULTURE</b>	147	183.938	141.401	77	81	94.910	92.738	98	0	-	-	-	30	98.650	90.630	92	0	-	-	-	3	575.000	14.530	3	261	952.498	339.299	36
Major Irrigation		-	-	-				-		-	-	-				-		-	-	-		-	-	-	0	-	-	-
Minor Irrigation	102	132.171	96.760	73	3	7.290	6.370	87		-	-	-				-		-	-	-	3	575.000	14.530	3	108	714.461	117.660	16
Forestry Development				-				-		-	-	-				-		-	-	-		-	-	-	0	-	-	-
Land Development				-				-		-	-	-				-		-	-	-		-	-	-	0	-	-	-
Field & Export Crops Development	17	36.620	30.260	83	33	48.710	48.480	100		-	-	-				-		-	-	-		-	-	-	50	85.330	78.740	92
Livestock Development	10	5.690	5.080	89	44	38.810	37.790	97		-	-	-				-		-	-	-		-	-	-	54	44.500	42.870	96
Fisheries Development	17	9.257	9.108	98	1	0.100	0.098	98		-	-	-				-		-	-	-		-	-	-	18	9.357	9.206	98
Plantation	1	0.200	0.194	97				-		-	-	-	30	98.650	90.630	92		-	-	-		-	-	-	31	98.850	90.824	92
<b>INDUSTRIES, TOURISM &amp; TRADE</b>	25	224.841	75.331	34	34	44.560	42.640	96	0	-	-	-	0	-	-	-	0	-	-	-	0	-	-	-	59	269.401	117.971	44
Large & Medium Scale Industries	4	1.163	1.163	100				-				-		-	-	-		-	-	-				-	4	1.163	1.163	100
Rural & Small Scale Enterprises	11	110.828	35.338	32	34	44.560	42.640	96				-				-		-	-	-		-	-	-	45	155.388	77.978	50
Trade	6	1.295	1.262	97				-				-				-			-	-		-	-	-	6	1.295	1.262	97
Tourism	4	111.555	37.568	34				-				-				-			-	-		-	-	-	4	111.555	37.568	34
Science & Technology				-				-		-		-		-	-	-			-	-		-	-	-	0	-	-	-
<b>HUMAN SETTLEMENTS</b>	927	4,429.581	4,427.478	100	318	113.990	126.180	111	117	158.550	98.360	62	17	351.350	274.980	78	12	4.200	4.020	96	1	1,385.000	1,365.200	99	1392	6,442.671	6,296.218	98
Housing & Constructions	10	3,590.899	3,590.849	100				-				-	3	130.510	121.710	93				-				-	13	3,721.409	3,712.559	100
Urban Infrastructure	113	30.325	30.170	99				-				-			-	-				-				-	113	30.325	30.170	99
Environmental Management				-				-				-			-	-				-				-	0	-	-	-
Water Supply & Sanitation	47	258.920	258.789	100				-				-	14	220.840	153.270	69				-	1	1,385.000	1,365.200	99	62	1,864.760	1,777.259	95

Page 128

# Appropriation Account - 2016

Expenditure Head No: 264

Name of Ministry / Department / District Secretariat: District Secretariat, Jaffna

Programme Number given in Annual Estimates	Title of the Programme given in Budget Estimates	(1)	(2)	(3)	(4)	(5)	(6)	Page No. (Reference to relevant DGSA 2 format)
		Provision in Budget estimates	Supplementary Provision and Supplementary Estimate Allocation	Transfers in terms of F.R.66 and F.R.69	Total Net Provision  (1+2+3)	Total Expenditure	Net Effect Savings/(Excesses)  (4-5)	
		Rs.	Rs.	Rs.	Rs.	Rs.	Rs.	
	<b><u>Recurrent</u></b>	-						
		-						
1	Operational Activities	679,000,000	11,900,000	-2,034,000	688,866,000	686,018,714	2,847,286	#02
	Sub Total (Recurrent)	679,000,000	11,900,000	-2,034,000	688,866,000	686,018,714	2,847,286	
	<b><u>Capital</u></b>							
1	Operational Activities	106,000,000	-	2,034,000	108,034,000	108,033,670	330	#02
	Sub Total (Capital)	106,000,000	-	2,034,000	108,034,000	108,033,670	330	
	Grand Total	785,000,000	11,900,000	-	796,900,000	794,052,384	2,847,616	

## Appropriation Account by Programme - 2016

Expenditure Head No. : 264      Name of Ministry / Department / District Secretariat :

Programme No. & Title : 1 Operational Activities

### Summary of Recurrent and Capital Expenditure

Nature of Expenditure with DGSA format Reference	(1)	(2)	(3)	(4)	(5)	(6)	Page No. (Reference to relevant DGSA format)
	Provision in Budget Estimates	Supplementary Provision and Supplementary Estimate Allocation	Transfers in terms of the F.R. 66 and F.R. 69	Total Net Provision (1+2+3)	Total Expenditure	Net Effect Savings/(Exce sses)	
	Rs.	Rs.	Rs.	Rs.	Rs.	(4-5)	
(a) Recurrent (DGSA 3)	679,000,000	11,900,000	-2,034,000	688,866,000	686,018,714	2,847,286	
(B) Capital (DGSA 4)	106,000,000	-	2,034,000	108,034,000	108,033,670	330	
Total	785,000,000	11,900,000	-	796,900,000	794,052,384	2,847,616	



DGSA 3

## Recurrent Expenditure by Project

Expenditure Head No : 264 Name of Ministry / Department / District Secretariat: District Secretariat, Jaffna

Programme No. & Title : 1 Operational Activities

Project No./Names, Personnel emoluments and other expenditure for all projects	(1)	(2)	(3)	(4)	(5)	(6)
	Provision in Budget Estimates	Supplementary Provision and Supplementary Estimate Allocation	Transfers in terms of the F.R. 66 and F.R. 69	Total Net Provision (1+2+3)	Total Expenditure	Net Effect Savings/(Excesses) (4-5)
	Rs.	Rs.	Rs.	Rs.	Rs.	Rs.
<u>Project No: 01 &amp; Title: General Administration &amp; Establishment Services-District Secretariat</u>						
Personnel Emoluments	69,300,000	-	(7,342,325)	61,957,675	61,651,082	306,593
Other Expenditure	27,750,000	-	(1,963,205)	25,786,795	25,303,936	482,860
	<b>97,050,000</b>	<b>-</b>	<b>(9,305,530)</b>	<b>87,744,470</b>	<b>86,955,017</b>	<b>789,453</b>
<u>Project No: 02 &amp; Title: Divisional Secretariats</u>						
Personal Emoluments	528,000,000	11,300,000	7,342,325	546,642,325	546,040,150	602,175
Other Expenditure	53,950,000	600,000	-70,795	54,479,205	53,023,547	1,455,658
Sub Total	<b>581,950,000</b>	<b>11,900,000</b>	<b>7,271,530</b>	<b>601,121,530</b>	<b>599,063,697</b>	<b>2,057,833</b>
Grand Total	<b>679,000,000</b>	<b>11,900,000</b>	<b>-2,034,000</b>	<b>688,866,000</b>	<b>686,018,714</b>	<b>2,847,286</b>

## Capital Expenditure by Project

**Expenditure Head No : 264      Name of Ministry / Department / District Secretariat:**

**Programme No. & Title : 1   Operational Activities**

**Project No. & Title : 1   General Administration & Establishment Services**

Object Code No.	Item No.	Financed by (Code No.)	Description of Items	(1)	(2)	(3)	(4)	(5)	(6)
				Provision in Budget Estimates	Supplementary Provision and Supplementary Estimate Allocation	Transfers in terms of the F.R. 66 and F.R. 69	Total Net Provision (1+2+3)	Total Expenditure	Net Effect Savings/(Excesses) (4-5)
				Rs.	Rs.	Rs.	Rs.	Rs.	Rs.
			<b>Rehabilitation &amp; Improvement of Capital Assets</b>						
<b>2001</b>	0	11	Buildings & Structure	6,600,000		250,000	6,850,000	6,849,865	135
<b>2002</b>	0	11	Plant Machinery and Equipment	2,000,000		484,000	2,484,000	2,483,957	43
<b>2003</b>	0	11	Vehicles	2,500,000		-	2,500,000	2,500,000	0
			Sub Total	<b>11,100,000</b>		<b>734,000</b>	<b>11,834,000</b>	<b>11,833,822</b>	<b>178</b>
			<b>Acquisition of capital assets</b>						
<b>2102</b>	0	11	Furniture and office Equipment	3,200,000		800,000	4,000,000	3,999,995	5
<b>2103</b>	0	11	Plant Machinery and Equipment	400,000		500,000	900,000	899,853	147
<b>2104</b>	0	11	Buildings & Structure	90,000,000		-	90,000,000	90,000,000	-
			Sub Total	<b>93,600,000</b>		<b>1,300,000</b>	<b>94,900,000</b>	<b>94,899,848</b>	<b>152</b>
			<b>Human Resource Development</b>						
<b>2401</b>	0	11	Staff Training	300,000		-	300,000	300,000	-
			Sub Total	<b>300,000</b>			<b>300,000</b>	<b>300,000</b>	<b>-</b>
			<b>Grand Total</b>	<b>105,000,000</b>	<b>-</b>	<b>2,034,000</b>	<b>107,034,000</b>	<b>107,033,670</b>	<b>330</b>

DGSA 4

## Capital Expenditure by Project

Expenditure Head No : 264 Name of Ministry / Department / District Secretariat:

Programme No. & Title : 1 Operational Activities

Project No. & Title : 2 Divisional Secretariats

				(1)	(2)	(3)	(4)	(5)	(6)
Object Code No.	Item No.	Financed by (Code No.)	Description of Items	Provision in Budget Estimates	Supplementary Provision and Supplementary Estimate Allocation	Transfers in terms of the F.R. 66 and F.R. 69	Total Net Provision (1+2+3)	Total Expenditure	Net Effect Savings/(Excesses) (4-5)
				Rs.	Rs.	Rs.	Rs.	Rs.	Rs.
			<b>Human Resource Development</b>						
2401	0	11	Staff Training	1,000,000	-	-	1,000,000	1,000,000	-
			<b>Sub Total</b>	1,000,000	-	-	1,000,000	1,000,000	-
			<b>Grand Total</b>	1,000,000	-	-	1,000,000	1,000,000	-

## Summary of Financing Expenditure by Programme

Name of Ministry / Department / District Secretariat : District

Secretariat, Jaffna

Expenditure Head No : 264

	Financing	Programme 01 *		Programme 02 *		Grand Total		
Code	Description of Items	Net Provision **	Actual Expenditure	Net Provision **	Actual Expenditure	Net Provision **	Actual Expenditure	Percentage of Expenditure ***
		1	2	3	4	5	6	(6÷5)X100
		Rs.	Rs.	Rs.	Rs.	Rs.	Rs.	%
11	Domestic Funds	796,900,000	794,052,384			796,900,000	794,052,384	100
12	Foreign Loan							
13	Foreign Grant							
14	Reimbursable Foreign Loan							
15	Reimbursable Foreign Grant							
16	Counterpart Fund							
17	Foreign Finance related Domestic Cost							
21	Special law services							
	<b>Total</b>	<b>796,900,000</b>	<b>794,052,384</b>			<b>796,900,000</b>	<b>794,052,384</b>	<b>100</b>

\* Please include figures under each programme according to DGSA 5(i)

\*\* Allocations, referred to 4th column of DGSA 1

\*\*\* State the percentage without decimal

# Financing of Expenditure by Projects of each Programme

(Financing of Capital and Recurrent expenditure according to Projects of a Programme)

Name of Ministry / Department / District Secretariat : District Secretariat,  
Jaffna

Expenditure Head No :264

Programme No. & Title : 1 Operational  
Activities

Code	Financing Description of Items	Project 1		Project 2		Project 3		Programme Total/Page Total *	
		Net Provision	Actual Expenditure	Net Provision	Actual Expenditure	Net Provision	Actual Expenditure	Net Provision	Actual Expenditure
		Rs.	Rs.	Rs.	Rs.	Rs.	Rs.	Rs.	Rs.
11	Domestic Funds	194,778,470	193,988,688	602,121,530	600,063,696			796,900,000	794,052,384
12	Foreign Loan								
13	Foreign Grant								
14	Reimbursable Foreign Loan								
15	Reimbursable Foreign Grant								
16	Counterpart Fund								
17	Foreign Finance related Domestic Cost								
21	Special law services								
	<b>Total</b>	<b>194,778,470</b>	<b>193,988,688</b>	<b>602,121,530</b>	<b>600,063,696</b>			<b>796,900,000</b>	<b>794,052,384</b>



Note (ii)

## **Summary of Control Accounts for Advance & Deposit Accounts - 2016**

Expenditure Head No : 264

Name of Ministry / Department / District Secretariat : District Secretariat,  
Jaffna

As per Department Books

Name of Advance / Deposit Account	Account No.	Opening Balance as at 01/01/2016	Debits during the year	Credits during the year	Balance as at 31/12/2016	Balance as per Treasury Books as at 31/12/2016
		Rs.	Rs.	Rs.	Rs.	Rs.
<b>I. Advances to Public Officers</b>	26401	113,125,992.71	54,222,711.72	45,781,718.91	121,566,985.52	121,566,985.52
<b>II. Other Advances</b>	Nil	Nil	Nil	Nil	Nil	Nil
<b>III. Miscellaneous Advances</b>	Nil	Nil	Nil	Nil	Nil	Nil
<b>IV. Deposits</b>						
<b>(i) (a) General Deposits</b>	6000/0000/00/0001/0067/000	-	-	-	-	-
	6000/0000/00/0002/0090/000	90,000.00	302,000.00	151,000.00	241,000.00	241,000.00
	6000/0000/00/0013/0059/000	38,688,452.80	168,422,881.60	192,675,145.56	14,436,188.84	14,436,188.84
	6000/0000/00/0014/0006/000	693,000.00	220,445,326.19	197,996,541.93	23,141,784.26	23,141,784.26
	6000/0000/00/0016/0041/000	62,197,326.52	107,284,744.68	52,191,673.92	117,290,397.28	117,290,397.28
	6000/0000/00/0017/0012/000	3,722,240.00	1,381,849.50	3,610,999.50	1,493,090.00	1,493,090.00
	6000/0000/00/0018/0053/000	52,686.16	18,682,528.77	12,787,677.50	5,947,537.43	5,947,537.43
	6000/0000/00/0019/0008/000	6,020,120.00	3,478,513.10	9,412,638.10	85,995.00	85,995.00
	6000/0000/00/0020/0002/000	15,378,878.93	188,259,667.43	190,095,879.78	13,542,666.58	13,542,666.58
<b>(ii) Other Deposits</b>	Nil	Nil	Nil	Nil	Nil	Nil

## Summary of Revenue Accounts for the year 2016

Year		2015	2016		
Particulars	Details	Actual	Estimate	Revised Estimate	Actual
10.02.04.01	Liquor	----	-	-	-
10.03.06.00	Environment Conservation Levy	----			
10.02.07.00	Stamp Duty	----			
10.03.07.02	Registration fees relevant to the Department of Registrar General	23,325,491.00	-	26,200,000.00	25,411,896.50
10.03.07.03	Private Timber Transport	496,247.67			652,312.62
10.03.07.04	Tax sale of Motor Vehicle	20,000.00	-	-	15,000.00
10.03.07.05	License fees relevant to the Ministry of Public Security	3,960.00	4,000.00	4,000.00	940.00
10.03.07.99	Other	468,961.17	500,000.00	500,000.00	382,128.00
20.02.01.01	Rent on Government Building and Housing	584,349.07	-	-	54,600.00
20.02.01.02	Rent on crown forest	----			-
20.02.02.99	Other	4,868,183.99	5,500,000.00	5,500,000.00	5,409,683.24
20.03.03.00	Fines and Forfeits	17,600.00			
20.03.02.06	Fees under the Fauna and Flora Protection Ordinance	1,550.00	-	-	550.00
20.03.02.07	Fees on passports visas and dual citizenship	----			355,050.00
20.03.02.13	Examination and other fees	133,650.00	-	-	934,050.00
20.03.02.14	Fees under the Motor traffic act	53,935,270.00	-	-	67,805,545.00
20.03.02.99	Sundries	23,715,341.77	23,000,000.00	600,000.00	-
20.03.04.00	Public officers Motor Cycle Premium	83,023,920.00			-
20.03.99.00	Other Receipts	5,609,944.59	6,000,000.00	6,000,000.00	5,352,389.74
20.04.01.00	Central Government	25,901,127.74	-	-	31,074,933.85
20.06.02.00	Sales of Capital Assets	791,207.00	-	-	1,969,562.04