



# **ANNUAL PERFORMANCE REPORT**

## **2016**

**MINISTRY OF FISHERIES AND AQUATIC RESOURCES DEVELOPMENT**

**MALIGAWATTA, COLOMBO- 10**

## CONTENTS

1.	<i>Introduction</i>	03
2	<i>Vision, Mission, Policy Objectives &amp; key Functions of the Ministry</i>	04
3	<i>Composition of the Divisions of the Ministry, Activities &amp; the composition of the Staff</i>	07
4.	<i>Organizational structure of the Ministry</i>	21
5.	<i>Training programmes participated by the officers of the ministry -2016</i>	
	• <i>Training programmes (Local)</i>	22
	• <i>Training programmes (Foreign)</i>	25
6.	<i>Allocation of Monetary Provisions and progress in Year 2016</i>	26
7.	<i>Financial Progress Report of the Ministry in Year 2016</i>	30
8	<i>Annual reconciliation statement on Government officers advance “b”</i>	38
9.	<i>Contribution of the Ministry for development of fisheries field</i>	
9.1	<i>Generating employment opportunities and uplifting living status of fisherman</i>	41
9.2	<i>Improvement of status of food security and fish consumption</i>	43
9.3	<i>Minimizing post harvest losses and improvement of nutritional status of consumable fish</i>	48
9.4	<i>Improving the earning of foreign exchange through fish exporting and contribution for the gross national production</i>	49
9.5	<i>Strengthening preservations and management strategies for ensuring responsible fisheries industry</i>	52

## **1.0 INTRODUCTION**

*The Ministry of Fisheries and Aquatic Resources Development is the organization in Sri Lanka for the fisheries sector. The Ministry directly engages itself with the formulation of policies, Strategies and plans on sustainable utilization of fisheries resources in Sri Lanka.*

*Six institutions have been established under the purview of the Ministry of Fisheries and Aquatic Resources Development to implement the policies of the Ministry.*

*The Ministry of Fisheries and Aquatic Resources Development has achieved a great success with the implementation of newly formed projects and programs and it is evident that the national policy objectives would be realized.*

*The Ministry of Fisheries and Aquatic Resources Development is responsible for the administration of Marine fisheries sector in the Exclusive Economic Zone (EEZ) of 517,000 Square Kilometers and 489,000 Hectares of the brackish and fresh water fisheries sector.*

*The fisheries sector in Sri Lanka is in the process of contributing approximately 1.3% for the Gross National Production, fulfilling 70% of the requirement of the animal intake of the masses and ensuring the nutritional status of the populace, advancing food security and generating employment opportunities directly and indirectly.*

*Similarly fishing industry earns much needed foreign exchange amounting to approximately 200 Million USD annually.*

## **2.0 Vision, Mission and policy objectives of the Ministry**

### **2.1 Vision**

*To become the Leader in South East Asia Region for utilization & Preservation of Fisheries Resource in a sustainable manner.*

### **2.2 Mission**

*Managing the utilization of Fisheries and Aquatic Resources for the benefit of the present and future generation*

### **2.3 Policy Objectives**

*To improve nutritional status and food security of the population of Sri Lanka by increasing the national fish production.*

*To minimize post-harvest losses and to improve quality and safety of fish products to standardized status.*

*To increase employment opportunities in fisheries and related industries, and to improve the socio-economic status of the fisher community.*

*To increase foreign exchange earnings by promoting value added fish exports.*

*Management and conservation of fisheries and aquatic environmental resources and ensuring the biological sustainability of Fish resources.*

### **2.4 key Functions of the Ministry**

- Provide fish at affordable prices while fulfilling the requirement of the consumers adequately.
- Development of marine, brackish water and fresh water of fisheries
- Formulation and Implementation of policies and programmes.
- Development of sustainable utilization of national aquatic Resources.
- Implementation of programmes to improve product quality to meet international standards.
- Export fish products

## **2.5 Scope of the Ministry**

*The Ministry of Fisheries and Aquatic Resources Development is the main organization in Sri Lanka for the fisheries sector. The Ministry directly engages itself with the formulation of policies, Strategies and plans on sustainable utilization of fisheries resources in Sri Lanka.*

*The fisheries sector has achieved a great leap forward with the implementation of newly formed projects and programs and it is evident that the national policy objectives would be realized.*

*The Ministry of Fisheries and Aquatic Resources Development is responsible for the administration of Marine fisheries sector in the Exclusive Economic Zone (EEZ) of 517,000 Square Kilometers and 489,000 Hectares of the brackish and fresh water fisheries sector.*

*The Ministry of Fisheries and Aquatic Resources Development in collaboration with the other institutions functioning under its purview, work together to achieve the expected high growth levels envisaged. Accordingly, the Ministry and its institutions have mobilized their resources human, physical and financial to achieve the targets spelt out in the Fisheries Sector Development Strategy for 2013-2016.*

## 2.6 Institutional structure of the Ministry



### **3.0 Composition of the institutions under the purview of the Ministry, Activities & organizational structure of the Ministry**

The responsibilities of the Ministry have been distributed among Divisions & Units as mentioned below In order to ensure proper and easy administration.

1. Office of the Hon .Minister
2. Office of the Hon. state Minister
3. Office of the Secretary
4. Office of the secretary to the state minister
5. Administrative Division
6. Accounts Division
7. Ocean Resources Development Division
8. Planning & Supervision Division and Fisher Folk Unit
9. Social Development Division
- 10 Statistical Divisions.
11. Media Unit
12. Transport Unit
13. Internal audit Division

### Ministry of Fisheries and Aquatic Resources Development

<b>Designation</b>	<b>Name</b>	<b>Telephone</b>	<b>Fax</b>
Hon.Minister	Hon.Mahinda Amaraweera	011 2423771	011 2328899
Hon. State Minister	Hon.Dilip Wedaarachchi	011 2446188	011 2446187
Secretary to the Ministry	Mrs.W.M.M.R.Adikari	011 2327060 011 2333945	011 2541184
State Secretary	Mr. Assanar Abdul Majeed	011 2395477	011 2328110
Additional Secretary (Admin & Finance)	Mr. S.N.B.K.S.Senaratna	011 2436665	011 2320140
Additional Secretary (Development)		011 2445088	011 2445088
Director General (Technical)	Mr. N.B.M.Ranatunge	0112 329666	011 2393096
Department of Fisheries and Aquatic Resources : Director General	Mr. M.C.L.Fernando	011-2449170	011-2449170
National Aquatic Resources Research and Development Agency:Chairman	Dr. Anil Premaratne	011-2521176, 011-2521881	011-2521881
National Aquaculture Development Authority of Sri Lanka :Chairman	Mr. Upali Mohotti	011-2786497	011-2786497
Ceylon Fisheries Corporation :Chairman	Mr. B.K.Jagath Perera	011-2540455	011-2523385
Ceylon Fisheries Harbours Corporation:Chairman	Mr. Amarananda Abeygunasekara	011-2525065	011-2522947
Cey-nor Foundation	Mr. B.K.Jagath Perera	011-4641805	011-2439020



### 3.1 Approved cadre for the Ministry as at 31-12-2016

#### 3.1.1 Officials attached to the staff of the Minister

post	no. approved	name of the present officer	present no.	no. of vacancies
Management Assistant	01	U.W.A. Shyamali	01	
K.K.S	01		--	01
TOTAL	02		01	01

Approved cadre is for the office of Hon. Minister is 02. But at present number available is 01.

#### 3.1.2 Officials attached to the staff of the State Minister

post	no. approved	name of the present officer	present no.	no. of vacancies
K.K.S	03	Mr. L.P.T. Malindarathna	01	02
TOTAL	03		01	02

Approved cadre is for the office of Hon. Minister is 03. But at present number available is 01.

#### 3.1.3 Secretary's Office

post	no. approved	name of the present officer	present no.	no. of vacancies
Co-od. Secretary of the Secretary	01	Mr. K.R. Senadheera	01	
Development Officer	01	Mr. S.K.T.C. Duminda	01	
K.K.S	03	Mr. W.R.M. ManuraJayamal	03	
		Mr. T.A. Chandrarathna Ms. D.R.R.I. Dissanayaka		
TOTAL	05		05	

The approved cadre for the Office of Secretary is 05 and the available number at present is 05

#### 3.1.4 State secretary's office

post	no. approved	name of the present officer	present no.	no. of vacancies
Secretary	01	Mr. A. Abdul Majeed	01	
Management Assistant 1	03	Mrs. M/P/R Chandrasekara	03	

Management Assistant 11		Ms.W.D.N Madushani		
		Mr.A.A.Priyadarshana		
K.K.S	04	G.P.dSaman Kumara	02	02
		A.A.D.Iresha		
TOTAL	08		06	

The approved cadre for the state Secretary's office is 08 and the available number at present is 06

### 3.1.5 Administrative Division

POST	NO. APPROVED	NAME OF THE PRESENT OFFICER	PRES ENT NO.	NO. OF VACA NCIES
Additional Secretary A/F)	01	Mr. S.N.B.K. Senarathna	01	---
Senior Asst. Secretary	01	Vacancy, Transferred from 21-01-16	01	--
Assistant Secretary	01	Ms. A.S.J. P. Athukorala	01	---
Assistant Secretary (Strategic & Investigation)	01	Mr. S.D.L Silva	01	---
Administrative Officer	01	Mr. Y.P. Wijewardane	01	--
Legal officer	01	Ms. S.T. Waduthanthri	01	--
Legal Assistant	01			
Translator	02	Ms.R.L.T.N. Rajapakse Ms. W.K.S. Weerakkody- S/E	02	---
Development officers	09	Ms. A.A.S. Maduhansi	04	05
		Ms. H.M.D.K. Herath		
		Ms. W.R.T. Munasinghe		
		Ms. A.G.D.H. Jayawardane		
Management Assistant 1		Mr. M.A.P.C. Rupasinghe		
		Ms. A.A.D.M. Mihirani		--
		Ms. H.M.A.N. sriyalatha	13	---
		Mr. L.A. Kularathna		02
		Ms. G.D. A. Nimanthi		
Management Assistant 11	15	Ms. A.B.W.Abeysundara		
		Ms. M.P. Nishanthi		---
				--
Management Assistant 111		Ms. W.K. Anuradha		---
		Ms. H.A.S. Hettiarachchi		---
		Ms. M.A.F. Asliha		--
		Mr. T.D.S.K. Perera		
		Mr. H.A.M.S.Perera		
Info & Tech. Assistant	01	Ms. P.V.A. Wasanthi	01	

Receptionist	01		01	
Electrical & Technical officer	01	Mr. R.J. Liyanage	01	
K KS	08	Mr. E.A.K. Samarasiri ( Record Room)		
		Mr. J.A.S. Lakshman (Auditorium)		
		Mr.N.P. Kalinga Manoj	07	01
		Mr. S.Arumugam	05 01	
		Ms. .G. ShyamiNadesha		
		Mr. LakshmanPiuse (Special)		
		Mr. T.P.Ranaweera ( Gymnasium)		
Garden Labourer		Ms. S.S.J.Dassanayaka	01	
Lift Operator		Mr. S.A.C.T.N. Samaraweera	01	
TOTAL	46		35	11

The approved cadre for the Administrative division is 46. But available number stays as 35.

#### Duties of the Administrative Division

- The administrative activities relating to the staff of the Ministry, the staff of the Hon. Minister, the staff of the Hon. State Minister.
- The administrative activities of the Department, Institutions and Projects functioning under the Ministry.
- Maintenance and update of the bills of the Ministry
- Taking action relating to the decisions of Cabinet of Ministers

#### **3.1.6 Accounts Division**

POST	NO. APPROVED	NAME OF THE PRESENT OFFICER	PRESENT NO.	NO. OF VACANCIES
Chief Accountant	01	Ms. K.T.N. Manohari	01	---
Accountant (Finance)	03	Ms. H.M.D. Silva	01	--
Accountant (Payments)				01
Accountant (Supply)				---
Account Assistant	01	Mr. J.G.A.T. Kumara	01	01
National Supply Assistant	02	Ms. NishaniKuruppu	01	
Budget Assistant	01	Ms. P.A.P.S. Perera	01	
Development Officers		Ms. W.A. Kaushalyaperera		---
		Ms. W.T.A.K. Pathrana		01
	05	Ms. T.M.P.K.K. Tennakone	05	
		Mr. K.W.P.P. Manjula		
		Ms. V.Kamanifernando		

Management Assistant 1		Ms. U.G.W.Ramani		
Management Assistant 11				
	14	Ms. K.M.N. Kulathunga	07	07
		Mr. D.A.S.J. Delpachitra		
Management Assistant 111				
		Mr. C.M.N. Pieris		
		Mr. H.A.P. Nandana		
		Ms. K.A.C. Gunasekera		
		Ms. A.P.M.S.D. Samarajeewa		
Info & Tech Assistant K.K.S	01			01
	05	Mr. W.G. Wickramasinghe		
		Mr. H.G.PadminiNanayakkara		
		Mr. W.A. Vijitha	03	02
		Mr. H.G. PadminiNanayakkara		
TOTAL	33		20	12

Although the approved cadre for the Account division is 33 only 20 personnel are available at present

#### **Duties of the accounts Division**

- Preparation of annual estimates
- Payments for vouchers presented under each expenditure heading at the annual estimate
- Making Payments of salaries & allowances to the entire staff of the ministry
- Procurement of goods and supply of services required by the Ministry
- Taking action regarding tender & Procedure of Institutions affiliated to the Ministry & the Ministry

#### 3.1.7 Planning & Monitoring Division & Folk Radio Unit

Director(Planning & Monitoring)	01	Mr. B.R.B. Ramanayaka	01	-
Deputy Director/ Asst. Director(Planning)	01	Ms. U.P.I.G. Uggaldeniya	01	
Deputy Director/ Asst. Director (Monitoring)		Mr. B.A.P.K.R. Bamunuarachchi	01	
Planning Assistant	04	Ms. H.H.A.S. Hettiarachchi	05	01 Surplus
		Ms. P.C.A.R. Patabendige		
		Ms. K.A.L. Sandhyani		
		Mr. K.H.C.B. Hettiarachchi		
		Mr. M.P. Govinnage		
Radio Programmer	01	Mr. W.P.F.M. Perera	01	

Development Officer		Ms. Inoka Weerasinghe		
	03	Ms. K.D.N. Wijerathna	02	01
Management Assistant	04	Mr. P.H.J. De Silva	02	02
		Ms. R.J.M.S.C. Dolawatta		
Info & Tech Assistant	01	Ms. S.T.M.C.A.N. Senevirathna	01	
Broadcasting Officer	01	Mr. W.G.S. Pushpakumara	01	
K.K.S	03	Mr. G.H.D. Wasantha		
		Mr. G.H.R. Linton	02	01
TOTAL	19		17	04

The approved cadre for the Planning & Monitoring Division is 19 but available cadre is 17.

Activities of Planning & Monitoring Division & Fisher Folk Unit.

- Preparation of the national Fisheries Policy and strategies, update & supervision of its activities
- Preparation of annual operational plan, its activities, progress, supervision and follow up and annual plans, District plans, activities, progress, Supervision and follow up of the institutions functioning under the Ministry.
- Preparation of local & foreign projects /programmes and adopting necessary actions for the realization of those and supervision of such operative projects programs and follow up
- Calling progress review meetings, Head of Department meetings, Meetings of Fisheries advisory council, and special task force on IUU, fisheries activities supervising the implementation of decision in that meetings, supervision and follow up of those.
- Preparations of notes on subject related Cabinet memorandums and follow up
- Coordination with Presidential secretariat, Prime Minister's Office Inter Ministries, Provincial Councils District Secretariats regarding Food & Nutrition, Disaster management, Environmental activities
- Preparation of following reports by collecting and analyzing relevant information and data.
  - a. Annual performance report to be forwarded to the committee of Parliament
  - b. Annual administrative report
  - c. Progress of the Ministry to be reported to the Presidential Secretariat
  - d. Progress of the Ministry to be reported to the institutions of the Treasury
  - e. Report on progress in supervision and follow-up of the programs functioning according to the state investment program
  - f. Reports requested by various institutions on the order of the secretary
- Supervision of the web site for ensuring it's attraction with updated and reliable data and information
- Ensure the provision of reliable and updated data in the web in order to make it attractive.
- Coordination when necessary with foreign institutions in relation to planning and supervision division and all other matters
- Responding to questions raised by the parliament and audit queries

- Collection of information in order to prepare the annual budgetary estimate
- Creation and maintenance of information centers relating to the fisheries field
- Supervision and management of the activities of planning & Supervision Division, Statistic Division and Fisher Folk Radio Unit
- The other duties assigned by the secretary and Director General (Technical)

### 3.1.8 Director General (Technical Division)

POST	NO. APPROVED	NAME OF THE PRESENT OFFICER	PRESENT NO.	NO. OF VACANCIES
Director General (Technical)	01	Mr. N.B. Monty Ranathunga From 24-11-2015	01	
Director( Ocean Resources) (Development)	01	Ms. W.S.Wickramasinghe (Covering Up)	01	
Deputy director/Asst Director ( Ocean Resources)	02	Ms.J.P.L.Swarnalatha	02	
Deputy director/Asst Director (Development)	01	Ms. U.L.S. Kumudini	01	
Planning assistant	02	Mr. A.P. Mallikarachchi	01	
Development Officer	05	Ms. D.V.T.C. Siriwardane		
		Ms. P.P.S.K.Jayarathna	03	02
		Ms. S.N. Chathrika Piumali		
Management Assistant	03	Ms. T.A. Wasantha	03	
		Ms.Sameen		
		Mr. K.T.A. Dhanasiri		
Info & Tech officer	01	Mr.S. Narmada Murugaiah	01	
Info & Tech Assistant	01	Ms. M.J.M. SajeewaniPerera	02	01(Surplus)
		Ms. J.A.H. VimdiJayakody		
K.K.S	02	Mr. W.M.R.A. Wijerathna	02	
		Mr.K.W.D.PWijerathna		
TOTAL	17		16	02

Although the approved cadre for the Technical Division is 17, available No is 16 at present

### Duties of Director General (Ocean Resources)

- Taking action regarding investment in fisheries field submitted by the Sri Lanka Board of Investment
- Taking action regarding Investments of projects of the Private Sector.
- promotion of Fish trade internationally
- Engaged regarding policy level import & Exports and promotion of export investment

- Searching for Foreign Aids institutions regarding foreign aids projects (Investment technology cooperation and coordinating with that Institutions)
- Taking action regarding representation in contract on bi lateral relationship in the fisheries field with foreign countries
- Taking action regarding organization of regional cooperation in the fisheries field (Eg. SAARC, BIMSTEC, IORAC)
- Engaged in establishing coordination with Inter Governmental organizations such as BOBLME, NACA, INFOFISH, APFIC and IOTC
- Coordination of fishing activities relevant to the treaty of International law of the sea
- Coordination of the affairs of Indo Sri- Lanka Joint fisheries operational Group.
- Activities regarding duties and other levies for the goods imported for the use of fisheries industry
- Directing activities of FAO, BOBLME, Tsunami Rehabilitation and WFO relevant to Bay of Bengal Large environmental system project.

### 3.1.9 Social Development Division

post	No.Approved	Name of the present officer	Present No	No.of vacancies
Additional Secretary (Development)	01			01
Director (Social development)	01	Mr. H.M.K.J.B. Gunarathna	01	--
Deputy Director/Asst. Director(Social development)	01	Ms. P.R.H.S. Kularathna	01	---
Development Assistant	03	Mr. L.G. Ajantha Kumara	01	02
Programme Assistant	01	Ms. M.D.E. Padma kanthi	01	--
Development Officers	13	Mr. J. SurangaAbeykumara	05	08
		Ms. G.D. ChamilaKumari		
		Ms. L.N. Ekanayaka		---
		Ms. M.V.P. Wickramasinghe		
		Ms. .P.J.P de Silva		
Info & Tech assistant	01	Ms. HimashiJayawardana	01	
Management Assistant 1		Mr. S.A. Jayantha Gnanathilaka	03	03
Management Assistant 11	06	Ms. S.M.P.Priyanthika		
Management Assistant 111		Mr.G.R.N. Dharmasiri		
K.K.S	03	Ms. J.P.N.R. Jayalath	02	01
		Mr. J.P.N.R. Suranga		
TOTAL	30		15	15

Although the approved cadre for the Social Development Division is 30 only 15 personnel are available at present

### Activities of the Social Development Division

- Contribute towards strengthening of organizations including National Fisheries Federation and Fisheries Cooperative Societies
- To provide expanded service by converting active co-op societies into 'Idivara Banks'
- Development of leadership and management of fisher community contributing to the financing of devices required for the fisheries industry (Boats, engines, Accessories)
- Enhancement of infra-structure facilities which help the development of the fisher community
- Activation of preschool development programme of fisher community
- Activation of self-employment opportunities for women and youths
- Conducting sales promotion campaign for fishers
- Activation of projects relating to landing sites
- Conduct programmes relating to HIV/AIDS in collaboration with the Ministry of health
- Acquiring lands for projects including fisheries harbours and resettlement.

#### 3.1.10 Statistics Division

Post	Approved cadre	Name Of the present officer	No. Available	Vacancies
Development Officer 111	01	Mr.K. L. D. Nilanka	01	-
K K.S	01	Mr. M.G. Ranaweera	01	
TOTA	02		02	

The approved cadre for the Statistic Division is 02 and the available No. is 02 at present

#### Duties of the Statistics Division

- Monthly estimation of fish production ( Marine, Fresh & Aqua Culture)
- Preparation & Analyzing of the data (marine) obtained from Asst .Directors & Fisheries Inspectors
- Documenting of Data of Fresh water & Aqua Culture provided by Aqua Culture extension officers
- Preparation of research data of NARA with Research Officers
- Preparing & analyzing of data relating to fish export & import
- Obtaining Monthly Data from Sri Lanka Customs
- Coordination with Quality controlling
- Collecting, preparing and analyzing of fish prices (Retail and Whole Sale prices of Pettah, Colombo, and suburbs) and fish prices of landing sites.
- Fish prices of international market
- Collection of Local & Foreign Data as required
- Ministry of Fisheries & Aquatic Resourced Development (Weekly/Monthly/ Quarterly/Annually)
- Department of Statics & Senses (Quarterly/Monthly)
- Central Bank
- Institutes as HARTI/EDB



FAO/IOTC/BOBP (Annually)

- Preparation of statements, dissemination and entering following information to the web site

Statistic reports on fisherman (Annually)

Statistic reports on fish (Monthly)

Reports on imports & Exports on Fish (Monthly)

- Conduct of Senses and surveys

Conduct senses of Fisherman and fishing boats

Survey on Ice Plants (Annually)

Survey on active Beach Seine (Annually)

Survey at St. John Fish market

- Data Management

Management and Maintenance of Data Base

- Provision of technical support and coordination to the institutions under the Ministry when conducting senses and surveys on fishing field

- Collection of data related to fishing trade and preparation of related indexes

### 3.1.11 Media Division

POST	NO. APPROVED	NAME OF THE PRESENT OFFICER	PRESENT NO.	NO. OF VACANCIES
Radio Programme producer	01		01	---
Broadcasting officer	01		01	--
Development Assistant				
K K S	02	Mr. W.P. Harischandra	02	--
Development Officers		Mr. W.P.K.Wijesinghe		
TOTAL	04		04	

The approved cadre for the Media Division is 04 and the available No. is 04 at present

### 3.1.12 Transport Division

Particulars of the Staff of Transport Division

POST	NO. APPROVED	NAME OF THE PRESENT OFFICER	PRESENT NO.	NO. OF VACANCIES
Management Assistant 111	02	Mr. B.L.P.C. Balasuriya	01	01
Development Assistant 111	02	Ms. A.A.S.I. Abeysinghe	01	
		Mr. W.L.R.S. Kumara	01	
		M. T.Y.S. Wimalasiri		
		Mr. W.N. Kumara		
		Mr. M.D.G.R. Chitral		
		Mr. D.L.S. Rajapakse		
		Mr. W.N. Kumara		

		Mr. M.A.SidathKarunathilaka		
Drivers	20	Mr.N.LakmalJayasinha	18	02
		Mr. K.A.D. Janaka Chaminda		
		Mr. E. Ajith de Silva		
		Mr. H.M.P. Duminda Silva		
		Mr.I. Chandrapala		
		Mr. T.W. RanilAsanka		
		Mr. S.M.M.A.Rajapaksha		
		Mr. R.Sarath Chandrasiri		
		Mr. NishanthaYahampath		
		Mr. S.P, Jayantha		
		Mr. S.M. Ajith Shantha		
		Mr.R.P.L. Weerasinghe		
Bus Conductor	01	Mr. U.L.T.A.D. Perera	01	
TOTAL	25		22	03

The approved cadre for the Statistic Division is 25 and the available No. is 22 at present

#### Duties of the Transport Division

- Ensure periodical maintenance of vehicles of the Ministry adhering to proper procedure
- Ensure proper Servicing of the vehicles
- Ensure Proper maintenance of the leave Particulars of Drivers
- Inspection of Running Charts & Daily charts to ensure proper maintenance
- Deployment of the vehicles attached to pool for day to day requirements
- Ensure timely Insurance of vehicles and related activities
- Conducting Investigations relating to accidents of the vehicles according to financial regulations
- Activities relating to the vehicles entitled for officials
- Submitting reports relating to repair of the vehicles without delay to the Divisions of Government Audit and Internal Audit on their request
- Handing over of vehicles for other Institutions
- Taking over vehicles from other Institutions
- Ensure activities relating to Registration, Licensing and Emission tests of vehicles
- Activities relating to auctioning of vehicles and categorization of non usable vehicles
- Activities relating to over-time & travelling claims of drivers

#### **3.1.13 Internal Audit Division**

POST	NO. APPROVED	NAME OF THE PRESENT OFFICER	PRESENT NO.	NO. OF VACANCIES
Chief Internal Auditor	01	Ms.W.A.D.P.D. Mangalika	01	-
Development Officers	03	Ms.G.A.S.Senarathna	02	01
		Ms.G.K.S.S. Jayawardane		
Management Assistant 1				

Management Assistant 11	03	Ms. W.M. Somawathie	02	01
Management Assistant 111		Mr. M.G.S. Bandara		
K K S	01	Mr.K.A.S.N. Kasthuriarachchi	02	01 surplus
		Mr. U.M.T.S. Padma Kumara		
TOTAL	08		07	02

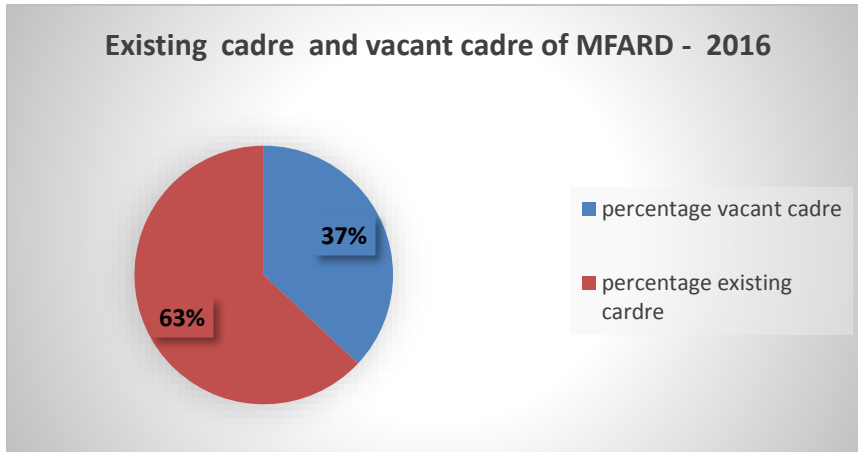
The approved cadre for the Statistic Division is 08 and the available No. is 07 at present

With the guidance and admonition of the Secretary to the Ministry, Internal auditing was conducted in accordance with the Internal Audit Plan – 2016. Accordingly, 21 internal audit queries and 04 special investigations have been conducted and also another 04 audit management committees have been conducted by the Ministry in collaboration with the Department and other affiliated institutes, during which the necessity of complying to the financial discipline and financial regulations were emphasized.

#### Duty of the Internal Audit

1. Participating in the internal administration system and conducting investigations and making assessments with regard to the regularity and adequacy of internal inspections used for the disclosure and prevention of offences and corruption taken place in such administrations systems.
2. Assisting by reporting the Counting Officer to determine the progress achieved in fulfilling plans and programmes for the implementation of development projects and schemes undertaken by the Ministry or assigned to the Ministry.
3. Acting as the Coordinator, where necessary, between the Chief Counting Officer and the persons engaged in these tasks

### 3.1.14 Percentage of Existing cadre and vacant cadre of MFARD - 2016



When focusing attention on the area of vacancies, the posts relating to staff grades such as Senior Assistant Secretary (Administration) ,Accountant(Finance) , Director (Ocean Resources Development) of the ministry have not been filled. It was of significant to achieve a financial progress of 81.2% while 37% posts remain vacant.



## Human Resources Development- Training Programmes

### 5.1 Local Training programmes implemented (January – December 2016)

	Name of the training programme	Time Duration	Participants	No. of Participants	Training Institute	Cost of training (Rs.)
1	Office Management & Attitude Development / Sinhala Medium	2016.01.25-2016.01.29	Mrs.A.B.W. Abesundara(MA)	01	SLIDA	Free
2	Project Management and Report Writing	2016.01.25-2016.01.29	Mrs. H.S.S.I. Fernanndo(DO) Mrs. M.B.J.C. De Silva(DO)	02	SLIDA	Free
3	Advanced Certificate in “Contract and Procurement Management” – Course 07	2016.02.18 (32 Days Thursday)	Mr. J.G.A. Thilak Kumara (Acct.(Suply))	01	CIDA	55,000
4	Project Management	2016.02.24-2016.02.26	Mrs. H.S.S.I. Fernanndo(DO)	01	SLIDA	Free
5	Workshop on Preservation of Library things & Book binding - Session - II	2016.03.01/02	Mr.W.A, Wijitha (KKS) S. Arumugam (KKS) W.R.A. Manura Jayamal(KKS) W.M.A.R. Wijerathne (KKS)	04	National Library and Documentation Service Board	8,000.00
6	Public Finance Management	2016.03.02/03	Ms. W.T.A.K. Patirana (DO) Mrs.U.W.A. Shyamali(MA) H.A.P. Nandana (MA)	03	SLIDA	Free
7	Chief Internal Auditors Workshop	2016.03.09	Ms. Mangalika Adikari (CIA)	01	Department of	Free

					Management Audit	
8	Office Management & Attitude Development / Sinhala Medium	2016.03.08-2016.03.10	Ms. W.R.T. Munasinghe (DO) Ms.A.D.G.Jayawardhana(DO)	02	SLIDA	Free
9	Improvement of Self Efficiency	2016.03.17/18	Mrs. U.G.W. Ramani(MA)	01	SLIDA	Free
10	Two Day Workshop on “Scheme of Recruitment”	2016.03.31 – 2016.04.01	Ms.W.R.T. munasinghe (DO) Ms.W.K.M. Anuradha (MA)	02	SDFL	17,000.00
11	Improvement of Self Efficiency	2016.03.23/24	Mrs. H.A. Shiyani Hettiarachchi(MA)	01	SLIDA	Free
12	Improvement of Self Efficiency	2016.04.04-2016.04.05	Mrs. H.S.S.I. Fernanndo(DO)	01	SLIDA	Free
13	Project Regulation and progress Review Training	2016.04.28-2016.04.29	Ms. Inoka Weerasinghe (DO)	01	SLIDA	Free
14	Operation & Maintenance of Generators	2016.05.27	Mr. J.R.Liyanage (Electrician)	01	CETRAC	6,500.00
15	Best Practice in Planning Executing and Monitoring Projects – July 14 <sup>th</sup> & 15 <sup>th</sup>	2016.07.14/15	Mr.B.R. Bharata Ramanayke – Director (Planning & Monitoring)	01	DLC	8,000.00

16	Workshop on Role and Responsibilities of office Aides”.	2016.08.26	Ms.,P.G.Shamy nadeesha (KKS), Ms.A.A.D. Ireshika (KKS), Mr. H.P. Kalinga manoge (KKS)	03	SDFL	15,000.00
17	SLIDA Diploma in English (SLDIE)	2016 (60 hrs)	Ms.W.K. Sucharita Weerakkodi, Translator(English/Sinhala)	01	SLIDA	20,000.00
18	Training on office management	2016.12.07	All the officers of the ministry			60,200.00
19	Training programme of Act No 12 of 2016	2016.12.09	Officers of the ministry and the officers of the institutions under the ministry			27,200.00
			Total			216,900.00



**Ministry of Fisheries & Aquatic Resources Development**  
**5.2 Foreign Trainings - 2016**

<b>S.No.</b>	<b>Scholarship/Training Program</b>	<b>Country</b>	<b>Duration of the Training Programme</b>	<b>Participants of MFARD</b>
01	Planning of Fisheries Community Development	Japan	01 ½ months	Mr.H.M.K.J.B. Gunaratne, Director (Social Development)
02	Training Course on Land-Based Aquaculture for Asian Countries, 2016	China	02 months	Mr.B.A.P.K.R.Bamunuarachchi, Assistant Director (Monitoring)
03	Training course on Essential EAFM; Developing Capacity in Ecosystem Approach to Fisheries Management	India	05 days	Ms.J.P.I. Swarnalatha, Assistant Director (Ocean Resources)
04	Workshop on Seafood handling, Post harvest processing and storage of fisheries and aquaculture products	Comoros	02 days	Ms.W.S. Wickramasinghe Acting Director (Development & Ocean Resources)
05	Public Marine Management Training Programme	China	11 days	Ms.W.S.Wickramasinghe, Acting Director (Development & Ocean Resources)
06	Regional Workshop towards improving small scale fisheries & aquaculture data collection	Jakarta, Indonesia	02 days	Ms. U.L.K. Perera, Statistician

**Ministry of Fisheries & Aquatic Resources Development**  
**Official Foreign Tours for Meetings/ Conferences/ Symposiums/ International Seminars/**  
**Working Parties & Other Sessions -2016**

<b>S.No.</b>	<b>Programme</b>	<b>Country</b>	<b>Duration of the Programme</b>	<b>Participants of MFARD</b>
01	03 <sup>rd</sup> Session of the Technical Committee on Allocation Criteria (TAC03) of IOTC	Kish Island, Iran	03 days	Mrs. W.M.M.R. Adikari Secretary
02	Official visit of Hon. State Minister of Fisheries and Aquatic Resources Development to the Republic of Korea	Republic of Korea	06 days	Hon. Dilip Wedaarachchi, State Minister  Mr. G.M. Dinesh Kumara Private Secretary to the Hon. State Minister  Mr. R.A.A.I. Ranawaka, Media Secretary Advisor to the Hon. State Minister
03	Crans Montana Forum Forum on Africa, Regional Cooperation and the Future of the South - South	Morocco	06 days	Hon. Dilip Wedaarachchi State Minister  Mr. R.A.A.I. Ranawaka Media Secretary/ Advisor to the Hon. State Minister
04	Final Dialogue Meeting with DG/MARE officials	Brussels, Belgium	08 days	Mrs. W.M.M.R. Adikari Secretary
05	Regional CDD Conference in Vietnam	Vietnam	05 days	Mr. N.B. Monty Ranatunge

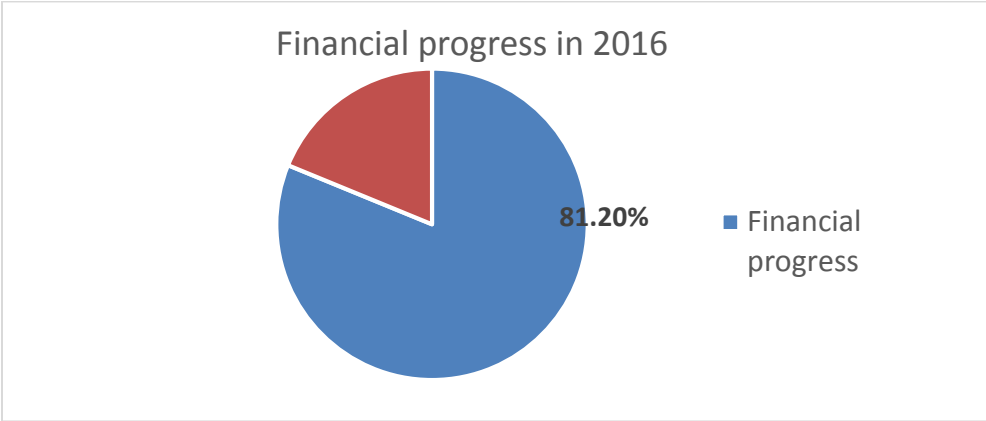
				Director General (Technical)
06	First Meeting of the PCC of the World Bank/ GEF Project on “Ocean Partnership for Sustainable Fisheries and Biodiversity Conservation	India	03 days	Ms. Sepalika Wickramasinghe Acting Director (Development & Ocean Resources)
07	27 <sup>th</sup> NACA – GCM Celebration of the 25 <sup>th</sup> Anniversary of NACA, ASEAN Fisheries and Aquaculture Conference and Exposition 2016; ASEAN Seafood for the World 11 <sup>th</sup> Asian Fisheries and Aquaculture Forum and Exhibition; Asian Food Security for the world	Thailand	03 days	Mr. N.B. Monty Ranatunge Director General (Technical)
08	31 <sup>st</sup> INFOFISH governing Council Meeting	Malaysia	04 days	Mr. N.B. Monty Ranatunge Director General (Technical)

## Capital Expenditure

### Summary of the Financial Progress Achieved As at December ,31st 2016 (31.12.2016)

Department / Agency / Division	Capital		
	Allocation 2016/ Net Estimate Rs.Mn	Expenditure As at 31.12.2016 (cumulative) (Rs.Mn)	%
01. Hon. Minister's Office (MOF)	50.15	46.47	92.66%
02. Administration and Establishment Services (MFARD)	207.32	186.52	89.97%
03. Hon. State Minister's Office	79.47	26.37	33.18%
04. Fisheries Social Development Division (FSDD)	185.00	184.73	99.85%
05. Development and Rehabilitation of Fishery Harbours, Anchorage and Landing sites	996.90	996.89	100.00%
06. Development of Fisheries Harbours in Chilaw, Mirissa, Puranawella and Point Pedro	750.00	192.80	25.71%
07. Department of Fisheries & Aquatic Resources (DFAR)	1,654.70	1334.00	80.62%
08. Ceylon Fisheries Harbour Corporation (CFHC)	145.00	145.00	100.00%
09. National Aquatic Resources Research and Development Agency (NARA)	185.00	185.00	100.00%
10. National Aquaculture Development Authority (NAQDA)	150.00	150.00	100.00%
11. Improvement of infrastructure facilities at Muruthawela Centre (NAQDA)	100.00	93.70	93.70%
12. Establishment of Industrial Aquaculture Park in Batticaloa District (NAQDA)	100.00	0.00	0.00%
13. National Food Production Programme - 2016 (NAQDA)	212.00	212.00	100.00%
14. Stocking of Fish Fingerlings Free of Charge (NAQDA)	30.00	30.00	100.00%
15. Ceylon Fisheries Corporation (CFC)	815.29	813.00	99.72%
16. Cey - Nor Foundation Ltd.	-	-	-
<b>Total</b>	<b>5,660.83</b>	<b>4,596.48</b>	<b>81.20%</b>

6.1 Figure : financial progress of the Ministry -2016



Financial Progress Report up to 31st December 2016

Head : 151 - Ministry of Fisheries and Aquatic Resources

Programme : 1 - Operational Activities

Project : 1 - Minister's Office

Object	Category / Object Item Description	2016 - Estimate Rs.	Supplementar y Allocation & FR 65 Tran Rs.	Net Estimate Rs.	Expenditure up to 31.12.2016 Rs.	Balance as at 31.12.2016 Rs.	% of the Balance
	<b>RECURRENT EXPENDITURE</b>						
1001	Salaries and Wages	4,200,000	1,700,000	5,900,000	6,933,318	16,802	0%
1002	Overtime and Holiday Payments	1,700,000	300,000	2,000,000	2,061,663	28,314	1%
1003	Other Allowances	4,100,000	1,100,000	5,200,000	5,184,852	15,148	0%
1101	Domestic	500,000	658,301	1,158,301	1,154,323	3,600	0%
1102	Foreign	500,000	4,435,746	4,935,746	4,035,746	-	0%
1201	Stationery and Office Requisites	800,000	604,000	1,404,000	1,654,000	-	0%
1202	Fuel	4,000,000	1,000,000	5,000,000	4,368,000	632,000	13%
1203	Clothes and Uniforms	50,000	-	50,000	-	50,000	100%
1205	Other	750,000	(500,000)	250,000	79,525	170,375	72%
1301	Vehicles	1,000,000	786,736	2,006,736	2,364,806	1,620	0%
1401	Plant, machinery and equipment	200,000	-	200,000	168,321	11,679	8%
1102	Building and Structures	100,000	-	100,000	25,462	80,518	61%
1401	Transport	1,800,000	(1,620,000)	180,000	-	160,000	100%
1402	Postal and Communication	1,300,000	-	1,300,000	930,226	369,730	28%
1403	Electricity and water	1,100,000	-	1,100,000	795,354	304,116	28%
1405	Other	625,000	500,000	1,125,000	740,122	384,878	34%
1502	Retirement Benefits	250,000	240,000	490,000	467,205	2,795	1%
1506	Property Loan Interest	50,000	(50,000)	-	-	-	0%
	<b>TOTAL RECURRENT</b>	<b>23,675,000</b>	<b>9,474,783</b>	<b>33,149,783</b>	<b>30,906,860</b>	<b>2,242,823</b>	<b>7%</b>
	<b>CAPITAL EXPENDITURE</b>						
2001	Building and Structures	500,000	12,000,000	12,500,000	12,500,000	-	0%
2002	Plant, machinery and equipment	100,000	-	100,000	-	100,000	100%
2003	Vehicles	1,150,000	-	1,150,000	1,137,261	12,139	1%
2004	Furniture and Office Equipment	500,000	200,000	700,000	583,188	106,802	15%
2103	Plant, Machinery and Equipment	503,000	2,000,000	2,500,000	1,328,138	1,171,861	47%
2401	Training and Capacity Building	50,000	-	50,000	-	50,000	100%
	<b>TOTAL CAPITAL</b>	<b>2,803,000</b>	<b>14,200,000</b>	<b>17,000,000</b>	<b>15,559,198</b>	<b>1,440,802</b>	<b>8%</b>
	<b>GRAND TOTAL</b>	<b>26,475,000</b>	<b>23,674,783</b>	<b>50,149,783</b>	<b>46,466,058</b>	<b>3,683,625</b>	<b>7%</b>

Financial Progress Report up to 31 st December 2016

Head : 15 Ministry of Fisheries and Aquatic Resources  
 Programme : Operations Activities  
 Project : 2 Administration and Establishment Services

Project	Category / Objectives	Description	2016 Estimate		Expenditure up to 31.12.2016	Balance as at 31.12.2016	% of the Balance
			Rs.	Supplementary Allocation & BR Trans. Rs.			
			Rs.	Rs.	Rs.	Rs.	
		<b>RECURRENT EXPENDITURE</b>					
		100 Salaries and Wages	3,000,000	3,000,000	30,220,000	71,314	0%
		102 Other material and supply services	4,000,000	-	4,900,000	90,207	2%
		103 Other Allowances	11,000,000	6,708,789	31,891,236	1,190,718	3%
		1101 Donations	1,000,000	-	1,000,000	6,622	1%
		1102 Tuition	2,000,000	2,205,010	4,290,010	4,290,010	100%
		120 Workshop and Office Expenses	4,000,000	1,445,521	6,745,921	6,185,519	7%
		1201 Fuel	4,000,000	-	4,000,000	3,550,905	8%
		1201 Gas and Oil	225,000	-	225,000	120,000	5%
		1201 Supplies	5,000,000	877,371	5,877,371	6,337,421	1%
		1202 Plant, Machinery and equipment	2,000,000	-	2,000,000	1,630,445	8%
		1203 Printing and Stationery	100,000	-	100,000	65,100	6%
		140 Transport	1,000,000	820,000	3,420,000	2,240,000	7%
		1402 Fuel and Lubrication	1,000,000	140,523	3,540,523	3,529,729	10%
		1403 Roadside and works	11,000,000	-	11,700,000	8,127,236	23%
		1404 Fuel and Lubrication	1,400,000	-	1,400,000	587,879	4%
		1405 Other	10,200,000	12,075,175	11,172,025	11,775,528	11%
		150 Subsidies and Contributions Fees	22,000,000	-	22,000,000	22,000,000	100%
		160 Property and Investment	1,000,000	-	1,000,000	318,437	3%
		1601 Land	100,000	-	100,000	100,000	100%
		1605	1,000,000	1,220,000	4,890,000	1,800,000	8%
		<b>TOTAL RECURRENT</b>	<b>125,225,000</b>	<b>1,472,899</b>	<b>166,867,299</b>	<b>167,255,767</b>	<b>8%</b>
		<b>CAPITAL EXPENDITURE</b>					
		200 Buildings and Structures	12,000,000	12,000,000	24,000,000	10,145,367	20%
		210 Plant, Machinery and Equipment	2,700,000	-	2,900,000	2,500,000	100%
		220 Vehicles	5,000,000	-	5,000,000	3,545,000	36%
		230 Furniture and Office Equipment	1,320,000	300,000	1,620,000	1,471,200	9%
		210 Plant, Machinery and Equipment	1,600,000	200,000	1,800,000	1,719,548	9%
		210 Training and Capacity Building	2,200,000	600,000	1,700,000	1,277,687	37%
		<b>TOTAL CAPITAL</b>	<b>25,620,000</b>	<b>12,000,000</b>	<b>40,120,000</b>	<b>29,262,824</b>	<b>28%</b>
		<b>GRAND TOTAL</b>	<b>150,845,000</b>	<b>13,472,899</b>	<b>206,987,299</b>	<b>196,518,591</b>	<b>17%</b>

**Financial Progress Report up to 31st December 2016**

Head : 151 - Ministry of Fisheries and Aquatic Resources

Programme : 1 - Operational Activities

Project : 11 State Director's Office

Object	Category / Object Item Description	2016 Estimate Rs.	Supplementar y Allocation & PR 66 Tran. Rs.	Net Estimate Rs.	Expenditure up to 31.12.2016 Rs.	Balance as at 31.12.2016 Rs.	% of the Balance
	<b>RECURRENT EXPENDITURE</b>						
001	Salaries and Wages	4,250,000	40,000	4,290,000	4,290,324	3,670	0%
1002	Over Time and Holiday Payment	1,300,000	584,760	1,884,760	1,851,321	33,738	2%
1005	Other Allowances	6,100,000	-	4,120,000	4,081,880	18,020	0%
1101	Domestic	500,000	804,034	1,304,034	1,263,654	40,180	3%
1102	Foreign	500,000	1,851,846	2,351,846	2,174,640	177,197	8%
1201	Ordinary and Office Requisites	750,000	-	750,000	747,666	2,334	0%
1202	Fuel	4,000,000	1,000,000	5,000,000	4,282,805	707,495	14%
1203	Diet and Uniforms	50,000	(50,000)	-	-	-	0%
1206	Other	100,000	(100,000)	-	-	-	0%
1301	Vehicles	1,800,000	1,843,524	3,343,524	3,343,524	-	0%
1302	Plant, machinery and equipment	50,000	-	50,000	42,558	7,442	15%
1401	Building and Structures	500,000	-	500,000	392,289	107,711	22%
1401	Transport	500,000	-	500,000	460,000	340,000	43%
1402	Postal and Communication	1,300,000	(551,846)	748,154	746,173	1,981	0%
1403	Electricity and water	500,000	(50,000)	450,000	353,015	96,885	22%
1405	Office	850,000	50,000	900,000	694,582	5,408	1%
1406	Property Loan Interest	50,000	(50,000)	-	-	-	0%
	<b>TOTAL RECURRENT</b>	<b>21,100,000</b>	<b>5,372,318</b>	<b>26,472,318</b>	<b>24,924,150</b>	<b>1,548,168</b>	<b>6%</b>
	<b>CAPITAL EXPENDITURE</b>						
2001	Building and Structures	500,000	-	500,000	461,513	38,087	8%
2002	Plant, machinery and equipment	500,000	-	500,000	-	500,000	100%
2101	Vehicles	-	43,000,000	43,000,000	-	43,000,000	-
2102	Furniture and Office Equipment	500,000	340,000	740,000	739,440	560	0%
2103	Plant, Machinery and Equipment	500,000	(240,000)	260,000	247,040	12,960	5%
2002	Oriental Radio Programme & Awareness Programmes	8,000,000	-	8,000,000	-	8,000,000	100%
	<b>TOTAL CAPITAL</b>	<b>10,000,000</b>	<b>43,000,000</b>	<b>53,000,000</b>	<b>1,447,793</b>	<b>51,552,207</b>	<b>97%</b>
	<b>GRAND TOTAL</b>	<b>31,100,000</b>	<b>48,372,318</b>	<b>79,472,318</b>	<b>26,371,943</b>	<b>53,100,375</b>	<b>67%</b>



Financial Progress Report up to 31 st December 2016										
Sl. No.	Obj. Code	Financ.	Category / Object Item Description	Estimate 2016 Rs.	Supplemental Allocation Rs.	FR in Tn.	Net Estimate Rs.	Expenditure up to 31.12.2016 Rs.	Balance as at 31.12.2016 Rs.	% of the Balance
			<b>CAPITAL EXPENDITURE</b>							
			Assistance for introducing New Technology							
	2202	11	Development Assistance	5,00,000			5,00,000		5,00,000	100%
	2002	11	Fisheries Community Empowerment Investments	10,00,000	7,11,892		10,71,892	1,30,734,962		0%
	2302	11	Stocking of fish fingerlings in fresh water bodies to Devo on Inland Fisheries Investments	53,00,000			53,00,000	30,00,000		56%
	2107	11	Coastal Rehabilitation & Resources Management Programme Building and Structures--	50,00,000	1,754,262		49,255,738	47,451,485	1,803,253	4%
	2022	11	Investments	1,00,00,000			99,800,000	99,850,502	1,149,498	0%
	2002	11	Enhancing fish breeding capacity Building and Structures		100,00,000		100,00,000	93,718,936	6,281,064	8%
	2040	11	National food productions Programme Investments		112,00,000		112,00,000	111,857,975	142,025	0%
	2022	11	Chilaw Miriase, Kalmunai, Vavuthurai, Kara Nagar & Parahawella Investments		182,017,540		182,017,540	90,017,000	92,000,540	50%
			<b>Total Expenditure</b>	<b>1,215,000,000</b>	<b>400,917,540</b>		<b>1,615,917,540</b>	<b>1,602,638,184</b>	<b>13,267,356</b>	<b>8%</b>

Financial Progress Report up to 31st December 2016

Head : 151 - Ministry of Fisheries and Aquatic Resources

Programme : 1 - Operational Activities

Project : 1 - Minister's Office

Object	Category / Object Item Description	2016 - Estimate Rs.	Supplementar y Allocation & FR 65 Tran Rs.	Net Estimate Rs.	Expenditure up to 31.12.2016 Rs.	Balance as at 31.12.2016 Rs.	% of the Balance
	<b>RECURRENT EXPENDITURE</b>						
1001	Salaries and Wages	4,200,000	1,700,000	5,900,000	5,933,313	16,802	0%
1002	Overtime and Holiday Payments	1,700,000	300,000	2,000,000	2,061,663	28,314	1%
1003	Other Allowances	4,100,000	1,100,000	5,200,000	5,184,852	15,148	0%
1101	Domestic	500,000	658,301	1,158,301	1,154,323	3,600	0%
1102	Foreign	500,000	4,435,746	4,935,746	4,035,746	-	0%
1201	Stationery and Office Requisites	800,000	604,000	1,404,000	1,404,000	-	0%
1202	Fuel	4,000,000	1,000,000	5,000,000	4,368,980	631,940	13%
1203	Clothes and Uniforms	50,000	-	50,000	-	50,000	100%
1205	Other	750,000	(500,000)	250,000	79,525	170,375	72%
1301	Vehicles	1,000,000	786,736	2,006,736	2,364,806	1,620	0%
1302	Plant, machinery and equipment	200,000	-	200,000	168,321	11,079	6%
1303	Building and Structures	100,000	-	100,000	25,482	80,518	61%
1401	Transport	1,800,000	(1,620,000)	180,000	-	160,000	100%
1402	Postal and Communication	1,300,000	-	1,300,000	930,220	369,780	28%
1403	Electricity and water	1,100,000	-	1,100,000	735,354	364,116	28%
1405	Other	625,000	500,000	1,125,000	740,122	384,878	34%
1502	Retirement Benefits	250,000	240,000	490,000	467,205	2,795	1%
1506	Property Loan Interest	50,000	(50,000)	-	-	-	0%
	<b>TOTAL RECURRENT</b>	<b>23,675,000</b>	<b>9,474,783</b>	<b>33,149,783</b>	<b>30,906,860</b>	<b>2,242,823</b>	<b>7%</b>
	<b>CAPITAL EXPENDITURE</b>						
2001	Building and Structures	500,000	12,000,000	12,500,000	12,500,000	-	0%
2002	Plant, machinery and equipment	100,000	-	100,000	-	100,000	100%
2003	Vehicles	1,150,000	-	1,150,000	1,137,261	12,139	1%
2005	Furniture and Office Equipment	500,000	200,000	700,000	583,188	106,802	15%
2103	Plant, Machinery, and Equipment	500,000	2,000,000	2,500,000	1,328,138	1,171,861	47%
2401	Training and Capacity Building	50,000	-	50,000	-	50,000	100%
	<b>TOTAL CAPITAL</b>	<b>2,800,000</b>	<b>14,200,000</b>	<b>17,000,000</b>	<b>15,559,158</b>	<b>1,440,802</b>	<b>8%</b>
	<b>GRAND TOTAL</b>	<b>26,475,000</b>	<b>23,674,783</b>	<b>50,149,783</b>	<b>46,466,158</b>	<b>3,683,625</b>	<b>7%</b>

Financial Progress Report up to 31 st December 2016

Head : 15 Ministry of Fisheries and Aquatic Resources  
 Programme : Operations Activities  
 Project : 17 Administration and Establishment Services

Project	Category / Objectives	Description	2016 Estimate		Supplementary Allocation & BR Trans.	Net Estimate	Expenditure up to 31.12.2016	Balance as at 31.12.2016	% of the Balance
			Rs.	Rs.					
<b>RECURRENT EXPENDITURE</b>									
	10.0	Salaries and Wages	3,000,000	1,300,000	3,300,000	39,220,640	71.34	0%	
	102	Operational mobility expenses	4,000,000	-	4,000,000	4,325,700	90.27	27%	
	103	Office Allowances	15,000,000	15,708,789	30,708,789	37,589,517	119.57	35%	
	1101	Donorals	1,300,000	-	1,300,000	1,622,211	20.70	16%	
	1102	Travel	2,000,000	2,251,510	4,251,510	4,295,010	-	0%	
	120	Inventory and Office Supplies	4,000,000	1,445,521	5,445,521	6,185,519	77.30	1%	
	1201	Fuel	4,000,000	-	4,000,000	3,575,905	89.39	20%	
	1201	Gas and Utilities	225,000	-	225,000	172,000	59.00	24%	
	130	Grants	5,500,000	877,371	6,377,371	6,377,421	10.00	1%	
	130	Plant, Machinery and equipment	2,000,000	-	2,000,000	1,729,445	20.55	14%	
	136	Printing and Stationery	100,000	-	100,000	65,190	34.62	35%	
	140	Transport	1,500,000	620,000	2,120,000	2,240,000	180.00	7%	
	1402	Fuel and Lubrication	1,500,000	140,500	1,640,500	1,529,719	10.29	3%	
	140	Books and Journals	11,000,000	-	11,000,000	9,127,238	20.62	25%	
	141	Fuel and Lubrication	1,450,000	-	1,450,000	107,879	46.21	32%	
	142	Other	11,250,000	13,078,175	24,328,175	11,775,528	11.98	11%	
	143	Subsidies and Contributions	21,000,000	-	21,000,000	22,000,000	10.48	0%	
	144	Property lease	1,200,000	-	1,200,000	318,437	26.53	28%	
	145	Other	100,000	-	100,000	100,000	100.00	100%	
	1465	Other	16,000,000	17,420,000	33,420,000	1,800,000	375.00	8%	
<b>TOTAL RECURRENT</b>			<b>125,225,000</b>	<b>1,472,895</b>	<b>126,697,895</b>	<b>157,255,757</b>	<b>9,441,132</b>	<b>8%</b>	
<b>CAPITAL EXPENDITURE</b>									
	200	Buildings and Structures	12,000,000	12,000,000	24,000,000	10,145,640	4.25	20%	
	202	Plant, Machinery and Equipment	2,700,000	-	2,700,000	2,500,000	2.50	100%	
	203	Grants	5,000,000	-	5,000,000	5,545,000	31.57	36%	
	210	Inventory and Office Supplies	1,320,000	300,000	1,620,000	1,471,200	148.94	9%	
	210	Plant, Machinery and Equipment	1,600,000	200,000	1,800,000	1,719,548	88.85	4%	
	210	Training and Capacity Building	2,200,000	600,000	2,800,000	1,277,607	52.23	37%	
<b>TOTAL CAPITAL</b>			<b>25,820,000</b>	<b>12,800,000</b>	<b>38,620,000</b>	<b>29,262,024</b>	<b>11,357,875</b>	<b>29%</b>	
<b>GRAND TOTAL</b>			<b>151,045,000</b>	<b>1,472,895</b>	<b>152,517,895</b>	<b>186,517,781</b>	<b>20,799,007</b>	<b>13%</b>	

**Financial Progress Report up to 31st December 2016**

Head : 151 - Ministry of Fisheries and Aquatic Resources

Programme : 1 - Operational Activities

Project : 11 State Director's Office

Object	Category / Object Item Description	2016 Estimate Rs.	Supplementar y Allocation & PR 66 Tran. Rs.	Net Estimate Rs.	Expenditure up to 31.12.2016 Rs.	Balance as at 31.12.2016 Rs.	% of the Balance
	<b>RECURRENT EXPENDITURE</b>						
001	Salaries and Wages	4,250,000	40,000	4,290,000	4,290,324	3,670	0%
1002	Over Time and Holiday Payment	1,300,000	584,760	1,884,760	1,851,321	33,738	2%
1006	Other Allowances	6,100,000	-	4,120,000	4,081,880	18,020	0%
1101	Domestic	500,000	504,034	1,004,034	1,263,654	40,180	3%
1102	Foreign	500,000	1,951,646	2,451,646	2,174,640	177,197	8%
1201	Ordinary and Office Requisites	750,000	-	750,000	747,666	2,334	0%
1202	Fuel	4,000,000	1,000,000	5,000,000	4,282,805	707,495	14%
1203	Diet and Uniforms	50,000	(50,000)	-	-	-	0%
1206	Other	100,000	(100,000)	-	-	-	0%
1301	Vehicles	1,600,000	1,843,524	3,343,524	3,343,524	-	0%
1302	Plant, machinery and equipment	50,000	-	50,000	42,558	7,442	15%
1401	Building and Structures	500,000	-	500,000	392,289	107,711	22%
1401	Transport	500,000	-	500,000	460,000	340,000	43%
1402	Postal and Communication	1,300,000	(551,846)	748,154	746,173	1,981	0%
1403	Electricity and water	500,000	(50,000)	450,000	353,015	96,885	22%
1405	Office	850,000	50,000	900,000	694,582	5,408	1%
1406	Property Loan Interest	50,000	(50,000)	-	-	-	0%
	<b>TOTAL RECURRENT</b>	<b>21,100,000</b>	<b>5,372,318</b>	<b>26,472,318</b>	<b>24,924,150</b>	<b>1,548,168</b>	<b>6%</b>
	<b>CAPITAL EXPENDITURE</b>						
2001	Building and Structures	500,000	-	500,000	461,513	38,087	8%
2002	Plant, machinery and equipment	500,000	-	500,000	-	500,000	100%
2101	Vehicles	-	43,000,000	43,000,000	-	43,000,000	-
2102	Furniture and Office Equipment	500,000	340,000	740,000	739,440	560	0%
2103	Plant, Machinery and Equipment	500,000	(240,000)	260,000	247,040	12,960	5%
2002	Oceanic Radio Programme & Awareness Programmes	8,000,000	-	8,000,000	-	8,000,000	100%
	<b>TOTAL CAPITAL</b>	<b>10,000,000</b>	<b>43,000,000</b>	<b>53,000,000</b>	<b>1,447,793</b>	<b>51,552,207</b>	<b>97%</b>
	<b>GRAND TOTAL</b>	<b>31,100,000</b>	<b>48,372,318</b>	<b>79,472,318</b>	<b>26,371,943</b>	<b>53,100,375</b>	<b>67%</b>

Financial Progress Report up to 31 st December 2016										
Sl. No.	Obj. Code	Financ.	Category / Object Item Description	Estimate 2016 Rs.	Supplemental Allocation Rs.	FR in Tn.	Net Estimate Rs.	Expenditure up to 31.12.2016 Rs.	Balance as at 31.12.2016 Rs.	% of the Balance
			<b>CAPITAL EXPENDITURE</b>							
			Assistance for introducing New Technology							
	2202	11	Development Assistance	5,00,000			5,00,000		5,00,000	100%
	2002	11	Fisheries Community Empowerment Investments	10,00,000	7,11,892		17,11,892	1,30,734,962		0%
			Stocking of fish fingerlings in fresh water bodies to Devo on Inland Fisheries Investments	53,00,000			53,00,000	30,00,000		56%
	2107	11	Coastal Rehabilitation & Resources Management Programme Building and Structures--	50,00,000	1,754,262		51,754,262	47,451,485	1,302,777	4%
			Development and Renovation of Fishery Harbours, Anchorages, Lodges and Landing Sites							
	2022	11	Investments	1,00,00,000	7,103,000		1,07,103,000	99,850,502	7,252,498	6%
	2002	11	Enhancing fish breeding capacity Building and Structures		100,00,000		1,00,00,000	93,718,936	6,281,064	6%
	2040	11	National food productions Programme Investments		112,00,000		1,12,00,000	1,11,857,975	142,025	99%
	2022	11	Chilaw Mirjasa, Kalmunai, Vavuni, Kara Nagar & Panahawella Investments		182,017,540		1,82,017,540	90,017,000	92,000,540	49%
			<b>Total Expenditure</b>	<b>1,215,000,000</b>	<b>400,917,540</b>		<b>1,615,917,540</b>	<b>1,602,698,184</b>	<b>13,291,755</b>	<b>8%</b>

**8.0 ANNUAL RECONCILIATION STATEMENT (AMENDED) ON GOVERNMENT OFFICER'S ADVANCES/'B' ACCOUNT AS ER F.R. 506 (D)**

Ministry of Fisheries & Aquatic Resources Development

Government officer's Advance Accounts of reconciliation Statement at 31 st December 2016

Subject No. 151011

	Maximum Limit of Expenditure – Rs.	Minimum Limits for receipts - Rs	Maximum Limit for debit Balance-Rs.
Extent of Power vested by appropriation Bill 1. Order No. 2. Order No.	8,000,000.00	3,800,000.00	30,000,000.00
Actual value at year end -151011 - 151012	7,999,195.50 2,239,720.00	5,107,564.95 3,845,748.00	21,338,290.48
Non Observation of authorized limits after making adjustment as per F.R 503(1) Details of adjustment should be attached	---	-----	----

Control Account of Loan, Advances Account of Govt. Officers

	As per books of the Ministry-Rs	As per books of the Treasury-Rs
Balance B/F at the beginning of the year	20,052,687.93	20,052,687.93
Add: Total debits during the year		
151011	7,999,195.50	7,999,195.50
151012	2,239,720.00	2,239,720.00
Less: Total credit during the year	30,291,603.43	30,291,603.43
151011	5,107,564.95	5,107,564.95
151012	3,845,748.00	3,845,748.00
Balance at the end of the Year	21,338,290.48	21,338,290.48

02 If there is a difference between the books of the Ministry & books of the treasury Reconciliation statement explaining the reasons for the difference

Debit/ <del>Credit</del> balance as per books of the Ministry	21,338,290.48
---	---------------

Add

Less

<del>Debit/Credit</del> as per the book of treasury	21,338,290.48
---	---------------

03 Summary of categorization of individual balances

The total of Loan advances due from officers as at date of reconciliation statement should be categorized into groups as follows & summary should be prepared.

3.1 Ministry

Amount due from officers employed in the Ministry	Rs. 19,330,982.00
---	-------------------

3.2 Amount due from officers transferred out of the Ministry

A. Officers transferred to ministries	442,122.00
---------------------------------------	------------

B. Officers Gone abroad on no pay leave

C. Officers permanently released for Corporations/Boards  
(Outside receipt)

72,061.37
-----------

D Officers on Monthly installment payments

3.3 Deceased & Retired Officers	303,758.81
---------------------------------	------------

3.4 Interdicted	3,000.00
-----------------	----------

3.5 Vacation of post	757,670.75
----------------------	------------

3.6 Other balances If any (With relevant details)

A. Service Completed	428,695.55
----------------------	------------

<u>21,338,290.48</u>
----------------------

Less: Balance to be settled to other Ministries (Creditors)

04. Reconciliation report of the total in the summary of individual balances categorization and closing balances (Year-end) of account

Grand Total as per Para No. 03	Rs. 21,338,290.48
--------------------------------	-------------------

Balance I the Control account of the Ministry as at the date of statement	Rs. 21,338,290.48
---	-------------------

As per Para 02

The amount of difference between the above balances

I hereby certify that the following documents (Name the document) were properly written and balanced by me by 31 st December 2016.

Those were personally inspected by me at the time of submitting the reconciliation statement.

These documents were updated and written.

1. Loans and advances Document prepared in C.C 10 specimen
2. Debtors document regarding loans and Advances
3. Creditors document regarding loans and Advances
4. Control account on Advances Accounts

As per F.R. 427 (2) during the year of 2015, Books of the Ministry and the books of the treasury were under review monthly and no differences found between those books (Delete in applicable words)



## **Contribution for the development of the fisheries sector during year 2016 by the Ministry**

### **9.1 Enhancing the living standards of the fisherman and generation of job opportunities**

Multiple strategies have been implemented such as *loans at a concessionary interest rate*, insurance scheme, infrastructure facilities, fishing inputs and livelihood development programmes with the objective of facilitating fishers to engage in their livelihoods at the minimum risk of danger and with a better quality of life and financial stability

#### **loans at a concessionary interest rate**

##### **Diyawara Diriya low interest loan scheme with Bank of Ceylon**

A maximum amount of Rs. 15 million is granted for boatyard up grading and purchasing of multiday vessels lengthier than 55 ft, large scale vessels with RSW and CSW technologies, and boats with Winches and long lines. 7% for loans less than Rs. 2 million and 9% for the loans exceeding that amount is charged as the interest. 4% interest concession is granted by the government for each loan. BOC has granted loan facilities to 297 beneficiaries under this scheme with a total value of Rs. 489.58 million.

#### **Insurance Schemes for fishermen**

##### **Divi Sayura Diyawara Diriya insurance**

This was proposed by the Ceylinco Insurance PLC, coordination with the Department of Fisheries & Aquatic Resources. One Million accident death cover (inland and sea) and Rs.200,000 for natural death cover is proposed under this scheme.

##### **Fisheries Insurance scheme**

This insurance scheme was introduced for both fishermen and fishing crafts. Under this scheme 38,173 fishermen and 15,363 crafts have been insured up to 30th September 2016.

##### **Insurance for natural disasters**

Personal accident insurance coverage is one million for fisherman under this scheme and it is implemented through National Insurance Trust Fund.

##### **Vessel Monitoring System (VMS)**

This system has been established prioritizing the safety of fishers. In an accident at sea, the system facilitates immediate connection with operational centers on ground and it enables boat owner to decide the location of his boats for sending relief. Accident in the deep sea and harmful weather

conditions could be predicted with the use of this system and it also prevents fishers from entering EEZ of other countries.

More than 1500 vessels have been installed with this device and another 2328 vessels are planned to be installed in 2016. Fishing crafts claimed to be met with accidents at sea is 41 and the incidents of violating EEZ of other countries are reported to be 73 during recent past.

### **Infrastructure facilities provided for fisher community**

construction and upgrading of Roads, Community halls, Ditch systems, protective walls for sea erosion and fisheries jetties were performed utilizing ministry allocations.

Marine fisherman were provided with life jackets, GPS while net sets, fishing boats were provide to inland for ornamental fish farming and inland fishes.

In addition, Many concessions were granted to fishers through distribution fishing nets, life jackets, GSP devices, fishing vessels for marine, freshwater and ornamental fisheries.

500 vessels and 5000 sets of fishing nets are planned to be purchased by the funds of the Ministry for 2016 and also 8150 sets of fishing nets and 200 vessels are to be purchased under Food Production National Programme.

### **“Wewak samaga Gamak” programme**

This is an extended programme initiated in 2016 with a view to boosting social and economic development of fishers residing in the vicinity of reservoirs, lagoons and coastal areas and enhancing their life standards through generation of new employment. A grant of Rs. 300 million has been donated by Indian government for the implementation of this programme.

### **Livelihood development programmes**

Many projects have been launched by the ministry during 2016 aiming the expansion of new employment opportunities for enhancing the life standards of fishers.

National Aquatic Resources Research and Development Agency is currently implementing researches on many aspects aiming the development of alternative livelihoods for the fisher community. Community-based Sea Cucumber farming as an alternative livelihood method in Northern and North-Western provinces, identification of suitable locations considering the environmental factors in chank shell farming, breeding edible fish with community participation in the abandoned clay pits, development of sea moss and seed cultivation, conduct researches on production cost and economic efficiency of marine fishery, conducting economic, social and sales researches on lagoon fisheries, Feasibility of mangrove ecosystems for improvement of the livelihood of coastal communities are some of those researches.

National Aquaculture Development Authority has conducted training programmes for 354 trainees on ornamental fish farming and 1391 on aquaculture, during 2016 focusing the generation of new employment opportunities.

## Fisheries Associations - National Fisheries Federation

National Fisheries Federation, having being established adopting the concept of fishers shall stand together hand in hand , holds the membership of 925 marine fisheries associations and 337 of inland fisheries associations established throughout 15 fisheries districts of the with the membership of 19415 inland fishers and 85323 marine fishers. 1262 fisheries association are currently being functioning under this Association.

### 9.2 Ensuring food security and increase of per capita fish consumption.

Fish is the most important animal protein consumed in Sri Lanka. In order to achieve the ministry objectives such as , increase per capita fish consumption , fish as the cheapest source of protein as a solution for the malnutrition problem and distribution of fish without decreasing its nutrition levels and quality with in the country to ensure food security, many projects and programmes have been implemented.

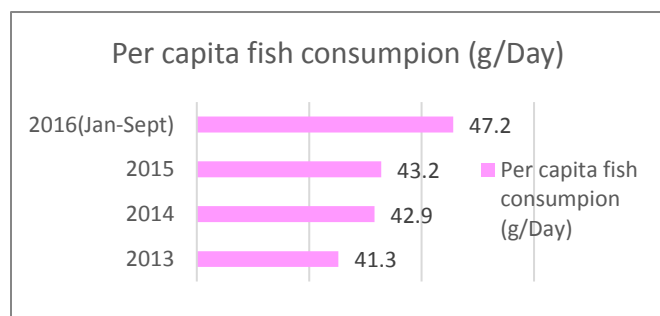
#### Ensuring Food Security and increasing per capita fish consumption

Per capita fish consumption has increased by 47.2 per day from January to September 2016. Domestic marine and fresh water fish products likewise the imported fish and fishery products are paramount in such improvement. Total fish production from January to September 2016 amounts to 380, 780 metric tons and imported fishery products to 88,358 metric tons. Canned fish also contributes immensely to the Per capita fish consumption.

#### Per capita fish consumption

Per capita fish consumption has increased by 47.2 per day from January to September 2016. Domestic marine and fresh water fish products likewise the imported fish and fishery products are paramount in such improvement

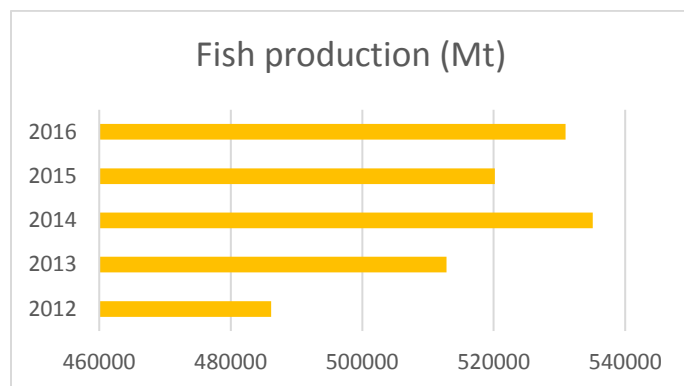
Figure: 9.2.1 Per capita fish consumption ( 2013-2016)



Source: Statistical Division, MFARD

## Increasing of annual fish production (2016)

Figure: 9.2.2 Annual fish production (Mt) (2012-2016)



Source: Statistical Division, MFARD

## Marine fish production ((Jan – Dec 2016)

From January to December 2016, deep sea fish production remains to be 131, 090 Mt where offshore fish production amounts to 200,680 Mt leading to a total production of 330, 950 Mt of fish.

Table: 9.2.3 Marine Fish Production (metric tons) ((Jan – Dec 2016)

Sector	Deep sea	Coastal	Total
<b>2016 (Jan-Dec)</b>	182,830	274,160	456,990

Source: Statistical Division, MFARD

Increasing the contribution of coastal and deep sea fisheries to the total fish production has been made possible during past 10 years. Infrastructure and inputs related to fisheries has been developed to meet the increasing demand for fish and a programme of delivering fishers with vessels equipped with high technology has been successfully implemented.

## Fresh water and Aquaculture Fish Production ((Jan – Dec 2016)

Environmental issues and irregular harvesting of fish deploying high technological devices have resulted in rapid depletion of marine fish resource.

MFARD and the Institutions coming under its purview have executed various projects and programmes in 2016 aiming at the augmentation of fresh water fish production and the industry has witnesses a production of 49, 010 metric tons in setback of extreme weather from January to September.

Table 9.2.4 Fresh water and Aquaculture Fish Production 2016 ((Jan – Dec)

Sector	Inland	Aquaculture	Prawn Farming	Total
2016 (Jan-Dec)	58,410	9,490	6,030	73,930

Source: Statistical Division, MFARD

### **Amplification of fish production in lagoon fisheries**

DFAR has acted to develop 116 selected lagoons on priority basis. Delimitation of 12 lagoons of these lagoons has already been completed and 18 participation committees have been established in attending the issues of fishers engaging in lagoon fishing.

### **Import of Fish and Fish Products**

Dried fish, Spats, Maldive fish, canned fish and edible fish are the major types of imported fish and fish products. Dried fish and Sprats contribute more than 50% to the total imports of the country. A large proportion of imported fish is re-exported to other countries and the rest is retained for domestic consumption. In 2016 from January to September 88,358Mt of fish and fish products have been imported amounting to a value of Rs. 26,505 million.

### **Promotion of Value Added Fish and Fish Products**

This stimulates employment and fish consumption of the country. 124 200 tins of canned fish are sold daily and 6 factories with the capacity of producing 95, 000 tins of Salmon per day have been established in meeting the local requirement.

### **Market intervention in supplying fish to an affordable price in ensuring food safety**

Supply of fish to an affordable and reasonable price is of paramount importance and CFC through its sales and marketing network performs a significant duty in this process.

130 retail fish outlets of CFC have been established island wide and new outlets are proposed to be established in 20 cities. Central Fish Market Complex in Peliyagoda and Fish Stock Market in Trincomalee occupy a crucial role in supplying quality fish to customers.

Measures have been taken to operate Ceylon Fisheries Corporation as a public-private joint venture through the digitalization of its financial and sales divisions leading to the efficient and effective satisfaction of its objectives

### **Upgrading fisheries infrastructure aiming at increasing marine fish harvest**

Measures have been taken by Ceylon Fishery Harbours Corporation to provide fishers with basic infrastructure facilities such as fishery harbours, anchorages, fish landing sites, ice factories and cold rooms. 20 fishery harbours are currently being functioned and another 2 have been identified and constructions have already been initiated.

Gandara, Pesalei, GuruNagar, Silawatura, Millaitivu , Chalei, Padaweyakodi, Ilanthurai and Walachchenai ate the proposed fishery harbours. In addition, 26 fishery harbours and anchorages have been selected for development and renovation while the studies and researches related to some of them have already been completed.

Operations of all the fishery harbours have been digitalized to ensure effective and efficient operation of fishery harbours while making available the information required by customers efficiently and transparently.

Table 9.2.5 : Construction, Upgrading of Fishery Harbours/Anchorages/Jetty

<b>Infrastructure Facility</b>	<b>Allocated Amount Rs.Mn</b>	<b>Financial Progress %</b>	<b>Physical Progress %</b>
<b>Kalamatiya fishery harbour construction</b>	153	68	60
<b>Construction of the jetty of Kapparatota anchorage</b>	207	100	89
<b>Construction of the jetty of Galle fishery harbour</b>	35	4.5	5
<b>Upgrading the breakwater in Hambantota</b>	20	100	100
<b>Construction of Porutota Palagathurai breakwater</b>	15	66	83
<b>Negambo lagoon development project</b>	70	42	35
<b>Upgrading of Suduwella fishery harbour</b>	55	100	89
<b>Construction of the jetty of Kudawella fishery harbour</b>	48	3.9	5
<b>Expansion of Puranawella fishery harbour</b>	100	16	32
<b>Construction of Chilaw green fishery harbour</b>	100	2.1	5
<b>Construction of Wennappuwa Wellamankara fishery harbour</b>	15	51	90
<b>Peraliya anchorage constructions</b>	100	0.9	5
<b>Construction of Mirissa green fishery harbour</b>	250	5	0.81
<b>Construction of Karainagar boatyard</b>	250	0	10
<b>Construction of Gurunagar fishery harbour</b>	50	0	1

### **Enhancing Freshwater Fish Production**

Stocking post larvae/fingerlings are carried out systematically. 42.77 million of fish fingerlings and 27.40 million of fresh water prawns have been stocked during Jan- Sep 2016. 17.86Mn. brackish water prawn post larvae were produced at brackish water Shrimp hatchery at Pudukudiruppu has

produced 17 million of prawn larvae while private sector has marked a production 450 million of prawn larvae.

Fresh water fishing vessels and fishing gear have been distributed in motivating fresh water fisheries. Fresh water fisheries has been developed through the implementation of many projects related to the enhancement of national nutrition level, employment generation, expansion of export opportunities and strengthening rural economy with the intention of offering easy access to fish products.

#### Development projects on Marine and Fresh water fisheries

Project	Estimated Cost Rs.Mn	Out comes
Establishment of Polonnaruwa aquaculture development center (Pibidemu Polonnaruwa)	400	Providing fish fingerlings to be stocked in reservoirs in North Central province ,Expected annual fingerling production-10Mn
Establishment of Murutawela, Hmabantotadevelopment aquaculture center	400	Providing fish fingerlings to be stocked in reservoirs in Southern province .Expected annual fingerling production-10Mn
Constructions of fresh water prawn breeding center in Kahandamodara	24	Expected fresh water prawn larvae production-40Mn
Establishment of Udawalawa aquaculture development center ( Food Production National Programme )	200	Providing fish fingerlings to be stocked in reservoirs Expected annual fingerling production-05Mn
Expansion of the existing aquaculture development centers	177	Facility development in Tilapia breeding centers in Danbulla, Inginiyagala, Kalawewa, Udawalawa
Establishment of fresh water prawn breeding center in Trincomalee	200	Provision of fresh water prawn post larvae Providing breeding technology to private sector investors
Establishment of Sea Bass breeding center in Olaithudu, Mannar	150	Produce sea cucumber juveniles for sea cucumber farming
Establishment of brackish water shrimp <i>Naupl</i> production water prawn larvae hatchery in Puttalam	80	Production of White Spot Syndrome virus free shrimp post larvae

### **9.3 Improving the quality of fish and minimizing post harvest losses**

Ministry of Fisheries and Aquatic Resources Development and the affiliated institutions has discharged diverse strategies required in obtaining a healthy and wholesome fish harvest by enhancing the quality of fish consumed and also in preventing post harvest losses which occupies a high rate of 37% according to the data of National Aquaculture Development Authority.

#### **Awareness raising among marine fishers with regard to minimizing post harvest losses, improving facilities and issuance of health certificates for fish exports**

Measures have been taken to conduct constant awareness-raising programmes for fishers and to improve facilities of ice production and cold rooms, supply of clean water for harbours and anchorages and , issuing health certificates for fish exports

#### **Assessment of the quality of fish and resorting to remedies in preventing loss of quality of fish products**

Assessment of bioaccumulation of heavy metals of Negumbo lagoon and condensation pattern of heavy metals of selected edible species of fish, redressing the issue of quality loss of the fish harvested and commuted using multiday fishing vessels, conducting researches on quality and quality improving of edible chank, studying the antibacterial of sea moss extractions and their fiber content are few of the research projects implemented in this regard.

National Aquatic Resources Research and Development Agency , operates frequently inspections on the quality of fish supplied to Peliyagoda fish market for sale and direct consumable fish for the inspection of PHI officers.

#### **Awareness raising and facilitation on quality improvement of fish**

DFAR has conducted various programmes with a view to improving fish quality targeting the shrimp farmers in Chilaw, PHI officers in Colombo and fish export organizations by making them knowledgeable about the necessity of compliance to export regulations. Further, CFC under Fishery Harbours and Anchorages Project is taking measures to upgrade existing harbours and anchorages and also to construct fully-equipped new harbours and anchorages with ice transportation, fish landing and storage facilities.

NARA has conducted awareness programmes for school children and fishers in Hambantota, Puttlem and PHI officers in Colombo district were given awareness on observing chanks for edibility.

#### **Expansion of ice production capacity**

No of functioning ice factories in 2013 was 90 and has been increased up to 123 by 2016. Ice production remains to be 3949 Mt at the end of September 2016.



Table: 9.3.1 Improvement of ice production from 2013-2016(Mt)

year	2013	2014	2015	2016
No of ice factories	90	90	119	123
Daily ice production(Mt)	2,658	2,788	3,819	3,949

Quality improvement of harvested fish and minimizing post harvest losses enable an orderly consumption pattern of fish resource which is undergoing gradual depletion. This helps fishers obtaining a proper price for their fish harvest and also ensures the future safety of the fish resource.

#### **9.4 Increasing foreign exchange income of fish exports and raising the contribution of fisheries sector to GNP**

With a view to increasing foreign exchange income and the contribution of fisheries to GDP, Ministry has implemented strategies in boosting exports by providing assistance and guidance to the stakeholders of fish export industry in order to export high-quality fish products satisfying the demands of importers.

##### **Lifting of European Union fish ban imposed against SriLankan fish exports**

SriLankan fish export industry, until recent past had been hugely hindered by EU fish ban imposed in 2015 prohibiting SriLankan fish products to be exported to European market in view of non-compliance to international rules and regulations of European Union. Hon Minister and Hon State Minister of Fisheries, Secretary to the Ministry and ministerial officers under the constant supervision of the Prime Minister's Office pledged themselves with undivided dedication to the tiresome task of lifting EU fish ban. The ban was eventually revoked by EU on 16.06.2016. This could by degrees herald a higher income of foreign exchange by exporting fish products to European market and also a higher proportion of contribution to GDP while rewarding fishers with the benefits in order to improve their standard of life.

##### **Increase of Tuna fish exports and export income subsequent to the lifting of fish ban**

During the course of fish ban (Jan 2015- June 2016) 26,129.2 Mt of fish has been exported generating an income of Rs 37,860.7 million. Within the duration of 3 months following the lifting of fish ban (July -Sep 2016) 3,849.8 Mt witnessing an income exceeding Rs 6,276.4 million.

##### **Fish and fish products exported by Sri Lanka**

From January to December 2016, total amount of exports remains to be 17 ,593 Mt amounting to an income of Rs 26,802 million.

Table 9.3.2 Amount and value of fish and fish products exported from Jan –Dec 2016

Fish species exported	Export Quantity (Mt)		Export Value (Rs.Mn)	
	2015	2016	2015	2016
Live fish	-	-	2392	1,847
Prawns	1341	1667	1971	1,464
Lobster	204	175	777	657
Crabs	1710	2117	2050	2,623
Beach de mer	169	136	481	353
Other molluscs	1371	1568	739	1.038
Shark fins	39	36	171	133
Fish maws	2	1	6	16
Chank & shells	289	297	109	113
Food fish	11,807	11,101	15,528	16,877
Other	529	495	491	650
<b>Total</b>	<b>17,461</b>	<b>17,593</b>	<b>24,716</b>	<b>26,802</b>

Source: Statistical Division, MFARD

### **Tuna Exports**

Tuna accounts for 51.5% percent of the total fish and fishery products exports of Sri Lanka. Export contribution of European market is 16.7%, Japanese market 3.7%, USA 36.6% and other states 43%. In order to expanding export market opportunities discussions were held with regard to exporting Yellow Fin Tuna head to Korean market.

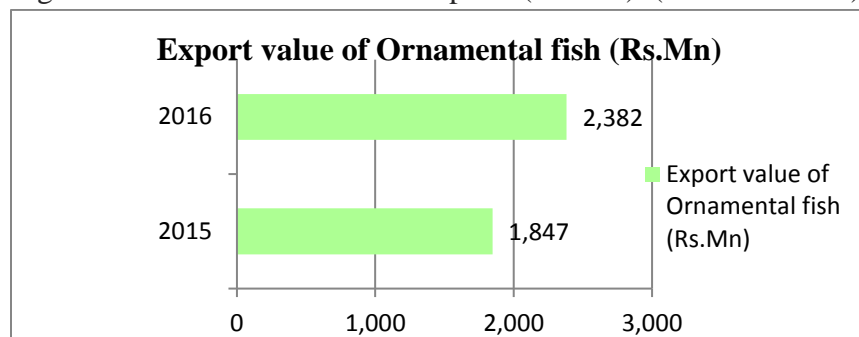
### **Researches on encouraging fish exports**

NARA has conducted varied research projects encouraging fish export industry such as informing fishers by providing prediction on Tuna fishing grounds, introduction of fishing gear for octopus harvesting and controlling white spot syndrome of brackish water prawn, Fish aggregation devices have been located in sea by NARA

### **Ornamental fish exports**

Diverse strategies are being adopted by NAQDA in promoting ornamental fisheries exports such as the introduction of new species of ornamental fish, fish breeding, prevention of fish diseases, and provision of training to the farmers on high quality fish feeds, technology development, fish disease diagnosing, assisting fishers to obtain loan facilities and organization of international exhibitions on ornamental fisheries.

Figure : 9.3.3 Ornamental Fish Exports (Rs. Mn) (Jan-Dec -2016)



Source: Statistical Division, MFAR

### Ornamental Aquatic plant exports

44,220 ornamental aquatic plants have been produced by September 2016 and 40,880 out of them have been exported.

### Sea weed Farming

A pilot project to farm sea weeds was implemented in Northern province under the technical assistance of 'government of Vietnam'. Up to December 2016, 199 Mt of sea weeds have been harvested.

### Fresh water prawn exports

In order to develop fresh water prawn exports, National Aquaculture Development Authority has taken steps to stock fresh water prawn larvae in reservoirs and this will help to increase the income of the fisher community as well as to increase the export earnings. During the period of January to December 2016, 705 Mt of fresh water prawns have been harvested and 101 Mt have been exported.

### Contribution of fisheries sector to GDP

By the end of the second quarter of 2016, contribution of fisheries sector to GNP was 1.2%.

### Min Visithuru 2016

The exhibition on ornamental fisheries, aquatic plants and fishing gear-*Min Visithuru 2016* having been ceremoniously opened by H.E the President, was held from 03<sup>th</sup> - 05<sup>th</sup> August at SLECC, D.R Wijewardhane Rd, Colombo.

National Aquaculture Research and Development Agency has organized this exhibition with a view to broadening the industry related knowledge of the persons interested in ornamental fisheries, introducing new fish species, providing a platform in stimulating the international demand for Sri Lankan ornamental fish and ornamental aquatic plants.

## **9.5 Strong implementation of conservation and management strategies in ensuring responsible fisheries**

Climatic changes in marine ecosystems and gradual depletion of fish resource and other marine species due to irregular fishing are the major issues currently confronted by the industry. Persevering fisheries resources for the benefit of future generation could be made possible through the strong implementation of conservation and management strategies in ensuring responsible fisheries. Thus the Ministry and the affiliated institutions shoulder the responsibility of adopting national and international conventions, rules and regulations and the strategies related thereto.

### **Compliance with international conventions, rules and regulations**

MFARD and the Institutions coming under its purview are functioning in compliance with international conventions and laws related to fisheries stipulated by international and regional organizations namely European Union, Indian Ocean Tuna Commission and Food and Agriculture Organization of the United Nations.

18<sup>th</sup> session of IOTC was held in Sri Lanka in 2014.

75<sup>th</sup> session of the executive committee of Asia Pacific the Fishery Commission (APFIC) was held in November 2014 and the 34<sup>th</sup> session was held in February 2016 in Sri Lanka acknowledging the high compliance of Sri Lankan government with regional international laws of marine fishing.

### **Strong implementation of legal actions against illegal fishing**

Legal measures have been taken against fishing on unregistered fishing vessels, illegal catching, possession and transportation of economically important species without permits and using Dynamite and restricted fishing gears and etc..., in terms of the Fisheries and water Resources Act, No .2 of 1996 and its amendment in 2015. Department of Fisheries and Aquatic Resources in collaboration with legal draftsman's Department has submitted multiple acts, orders, conditions and notices with regard to fortifying legal actions against illegal fishing, to the approval of Legal Draftsman Department and parliament.

### **Special events taken place in 2016, in ensuring responsible fisheries.**

Formulation of National Fisheries policy for Sri Lanka Norwegian government has consented in extending technical assistance for formulation of National Fisheries Policy appropriate to Sri Lanka and the currently seeking suggestions from various institutions related to fisheries.

### **Implementation of research projects in strengthening conservation and management strategies by Ministry of Fisheries and Aquatic Resources Development**

Biological researches on Sri Lankan skates and lobsters, scientific studies on Tuna, conservation of spiny lobsters carrying eggs, assessment of algae constitution of Maduru Oya reservoir, water quality assessments, disease management and implementation of information sharing projects are among the research projects launched by National Aquatic Resources Research and Development Agency.

Researching of Marine Mammals and studies on fish habitats such as coral reefs, sea grasses and mangroves were conducted by NARA and conservations recommendations.

Moreover, the Ministry of Fisheries and Aquatic Resources Development and the affiliated institutions are continually executing the mandate of managing fisheries resources for the benefit of future generation with the overriding objective of ensuring a responsible fisheries industry in Sri Lanka.

### **Land marks for 2016 in brief.....,**

Ministry of Fisheries and Aquatic Resources Development has identified 2016 as the fundamental year for setting up a giant leap ahead in Sri Lankan Fisheries industry.

Today, the entire country is enjoying the benefits of revoking the EU fish ban which was made possible due to the untiring dedication and collective attempt of all the institutions of the Ministry, specially the Department of Fisheries and Aquatic Resources.

According to the findings of international researches and studies, marine fish resource is depleting due to human activity and environmental changes and the ministry has taken actions in 2016 to promote high seas fishing through the introduction of state-of-the-art fishing vessels and to encourage marine fish farming.

Further, setting up a solid foundation for the expansion of inland fisheries to commercial level was made possible limited only for consumption, specially the ministry is taking fundamental measures in promoting shrimp, crab, and other freshwater fish species cultivation and thereby developing the freshwater fishes to commercial levels with private sector contribution.











Advance payment

